



# ***Get ready to drive***

***How to use the West Gate Tunnel***

In partnership with





## Contents

### 4 Introduction

Find out more about the West Gate Tunnel.

### 6 Key journeys

Get familiar with the most common journeys.

### 10 Paying for trips on the West Gate Tunnel

Find out how toll roads work and how to pay for trips.

### 14 West Gate Tunnel map

Check out a map of the West Gate Tunnel and its key features.

### 16 Road safety and the West Gate Tunnel

Learn about safety in the tunnel and connecting roads.

## Benefits of the West Gate Tunnel:



### Choose between

the new West Gate Tunnel and the West Gate Bridge to get in and out of the city from Melbourne's west.




### Smart technology

to keep traffic flowing smoothly and to manage and clear incidents quickly and safely.



### Smoother trips

with separated freeway express lanes.



### Freight access

to the Port for trucks to support 24/7 operations while reducing impacts to inner-west communities and reducing the number of trucks on the West Gate Bridge.





## Introduction

# What is the West Gate Tunnel?

### What's new?

The West Gate Tunnel is a new road that gives motorists an alternative to the West Gate Bridge. You will be able to use it to travel from the west to the city and back again.



**Twin tunnels**  
under Yarraville that connect the West Gate Freeway with the city and CityLink.



**More lanes**  
on the West Gate Freeway with new freeway entry and exit ramps.



**New connections**  
to exit to CityLink, North Melbourne, Docklands, and the northern suburbs.

### What's staying the same?

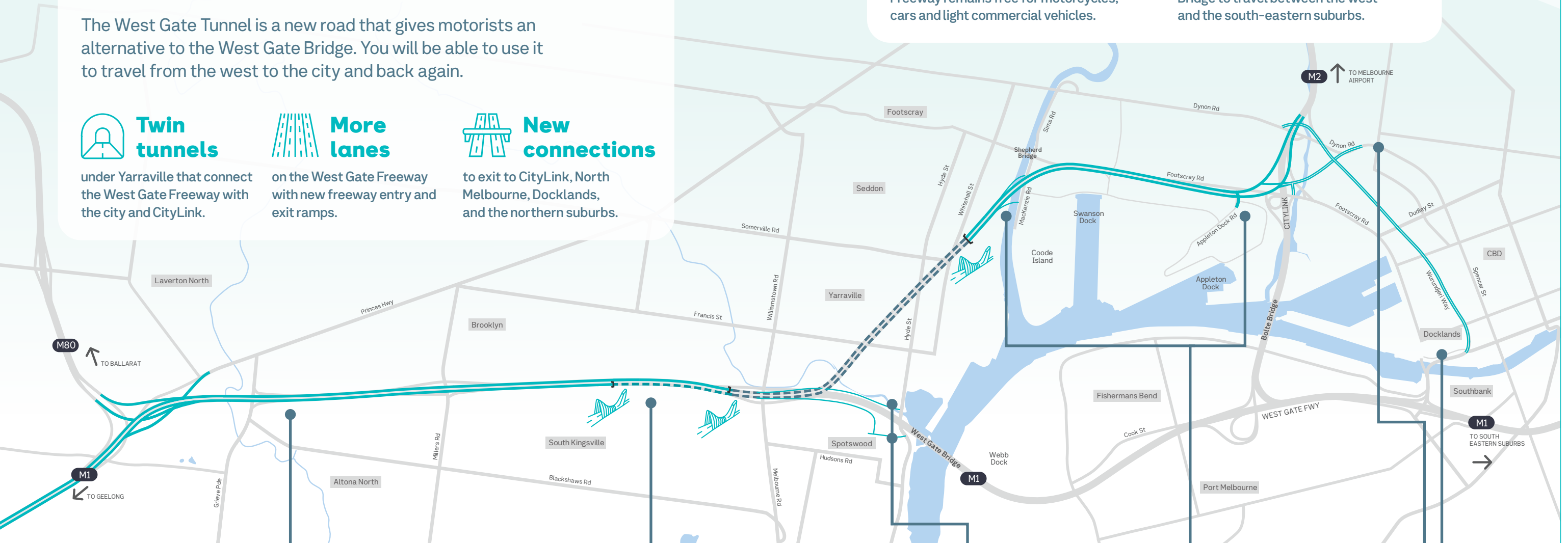


The West Gate Bridge and West Gate Freeway remains free for motorcycles, cars and light commercial vehicles.



You can still use the West Gate Bridge to travel between the west and the south-eastern suburbs.

Sign up to learn more as we get ready to open the West Gate Tunnel at [westgatetunnelproject.vic.gov.au/drive](https://westgatetunnelproject.vic.gov.au/drive)



Separated traffic lanes help motorists get to where they want to go including:

- Left-hand lanes for getting into the tunnel (citybound) or off the freeway at Grieve Parade, Millers Road and Williamstown Road, and to get to Hyde Street (citybound).
- Right-hand express lanes to continue over the West Gate Bridge (citybound) or continue through to the Princes Freeway and M80 Ring Road (outbound).



**Where are the tunnels?**

**Citybound:** You'll enter the tunnel from the freeway near Williamstown Road and exit near the Maribyrnong River in Footscray.

**Outbound:** You'll enter the tunnel near the Maribyrnong River in Footscray and exit in the West Gate Freeway just before Millers Road.



**New entry and exit ramp at Hyde Street**

Entry ramp for westbound travel and citybound exit ramp to access the Port of Melbourne.



**New exit ramps at MacKenzie Road and Appleton Dock Road**

For access to the Port of Melbourne.



**New entry points to access West Gate Tunnel**

You'll need to use Dynon Road in West Melbourne, Wurundjeri Way or Footscray Road in Docklands, or CityLink to get to the tunnel.



Key journeys

# Common journeys for the West Gate Tunnel

This section is broken down into heading into the city and heading out of the city.

## Plan your route towards the city

You can choose between the West Gate Tunnel or the West Gate Bridge to travel between the west and the city.

**Step 1:** Choose your lane early when travelling from the M80 Ring Road or Princes Freeway

**Left for West Gate Tunnel and freeway exits**

Take the left lanes and follow the signs for West Gate Tunnel or exits to Millers Road, Williamstown Road, and a new exit to Hyde Street, Yarraville.

**Right for express lanes to West Gate Bridge**

Keep right for the express lanes and follow signs to head to City South and south-eastern suburbs over the West Gate Bridge.



**Exiting the freeway at Hyde Street?**  
Follow the signs and take the right lane once you've passed the Williamstown Road exit to get to Hyde Street. This exit is primarily for port access, and oversized and placarded loads because they can't use the tunnel.



## Step 2: Entering the West Gate Tunnel

**Choose your new options to exit and enter the freeway network**

Follow the signs and enter the West Gate Tunnel from the West Gate Freeway near Williamstown Road.



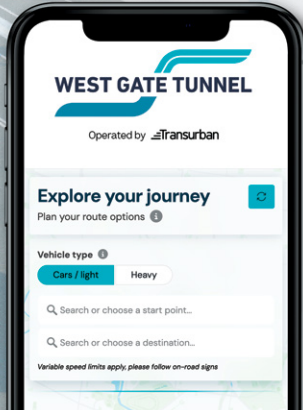
## Step 3: Choose your final destinations

**Continuing onto CityLink and Melbourne Airport?**

Once you exit the tunnel, stay in the centre lanes. Follow the signs for 'M2 CityLink' to travel onto CityLink.

**Continuing onto North and West Melbourne or Docklands?**

Once you exit the tunnel, stay in the right lanes and follow signs for 'City West' to exit at Footscray Road, Dynon Road and new Wurundjeri Way extension.



### Plan your trips in advance

Go to [westgatetunnelproject.vic.gov.au/drive](https://westgatetunnelproject.vic.gov.au/drive) and check out the interactive **Explore Your Journey** tool.



Key journeys

Plan your route outbound towards Ballarat/Geelong

The West Gate Tunnel or the West Gate Bridge—the choice is yours

Step 1: Choose your starting point

Via CityLink

Follow the signs for 'M4 West Gate Tunnel' and take the exit ramp from CityLink to the tunnel.

This journey is an option if you want to travel from Coburg, Flemington, or the inner north-west to places like Werribee, Geelong or the surf coast.



City or Docklands

Follow the signs for 'M4 West Gate Tunnel' when coming from Footscray Road or Wurundjeri Way in Docklands, or Dynon Road in North Melbourne, and travelling towards the west.



From Hyde Street

You can also use Hyde Street in Yarraville or Douglas Parade in Spotswood, to get onto the West Gate Freeway – follow the signs for 'M1 Geelong'.



Coming from the south-east suburbs

You can continue to travel from the south east suburbs towards Geelong and Ballarat by using the West Gate Bridge, just as you do now.

Step 2: Once you're on the West Gate Freeway, pick your lanes for travel towards Geelong or Ballarat

Travelling from the West Gate Tunnel:

Choose your lane early

Left lanes towards M1 Princes Freeway (Geelong).

Right lanes towards M80 Ring Road (Ballarat/ Bendigo).

Travelling from the West Gate Bridge:

Choose your lane early

Once you're over the bridge, take the right-hand express lanes and follow the signs for 'M1 Geelong' or 'M80 Ring Road'.

Then once you pass Millers Road, you'll need to stay in:

The left lanes to get to the M80 Ring Road (Ballarat-bound).

The right lanes for the Princes Freeway (Geelong-bound).

Exiting the freeway

Get into the left lanes at the bridge and follow the signs to exit the freeway at Williamstown Road, Millers Road or Grieve Parade.



Lanes from the tunnel and to freeway exits to inner west suburbs

Express lanes from the West Gate Bridge



Paying for trips

# Paying for trips on the West Gate Tunnel

Tolls will depend on how far you travel, the type of vehicle you drive, when you drive, and your tolling account type.

Account types

 **Light vehicles**

Cars, motorcycles and light commercial vehicles will pay tolls when travelling in the West Gate Tunnel and on the new Hyde Street ramps.

 **AM peak toll**

Light vehicles will also be charged a toll on weekdays between 7am and 9am at the city exits.

 **Heavy vehicles**

Heavy vehicles like trucks and buses will only be charged a single toll along the West Gate Freeway.\*

# Get toll road ready

There are different ways you can pay for tolls.

**Toll prices**

Go to [transurban.com.au/west-gate-tunnel-tolls](https://transurban.com.au/west-gate-tunnel-tolls) for the latest info on West Gate Tunnel toll prices

Travelling with a tag vs without



If you travel with a tag, each time you pass a toll you will just pay the cost of the toll. **It's cheaper to travel with a tag.**



If you travel without a tag, each time you pass a toll point you will pay the cost of the toll plus a licence plate matching fee.

If you travel on a toll road without an account

If you don't have an active tolling account or once-off pass when travelling through the West Gate Tunnel, you may receive a toll invoice and get charged additional fees and charges on top of the tolls.

It's important to have an active tolling account or once-off pass, so it's easier for you to manage your travel, payments, and vehicles.

**Just passing through?** You can buy a pass to backdate travel by 5 days.

Transurban will operate the West Gate Tunnel when it opens. Find out more on their website.

\* Whether they take the West Gate Tunnel, West Gate Bridge or new exit ramps to Hyde Street



Get ready to drive

# The West Gate Tunnel project gives motorists new ways of traveling to and from the city from the west.

Offering twin tunnels under Yarraville that link with the city and CityLink, as well as more lanes on the West Gate Freeway and new connections to CityLink, North Melbourne and Docklands, motorists will have more options than ever before.

To learn more about the West Gate Tunnel project and to plan your trips in advance, visit [westgatetunnelproject.vic.gov.au/drive](https://westgatetunnelproject.vic.gov.au/drive)

Safety

## Road safety and the West Gate Tunnel

Learn about safety in the tunnel and connecting roads.

### Save this!

If you're in an incident and need some help, Transurban's team are on the ready.

Save **13 33 31** into your phone  
—it's available 24 hours,  
7 days a week.

### Looking out for you on the road

Driving in the West Gate Tunnels is safe, with state-of-the-art systems in place to keep you safe. Cameras will monitor traffic conditions on the West Gate Tunnel and CityLink 24 hours a day, 7 days a week.

If you break down or have an incident, stay in your vehicle, turn hazard lights on and get in touch with Transurban's incident response team who will be sent out right away.

Obey the ramp signal lights and overhead messages



A red X means the lane is closed. There may be road works, a breakdown or debris on the road ahead.



Speed limit signs change in response to incidents or congestion on the road. Motorists must follow the speed limit displayed on these signs.



When an incident occurs, arrows will tell you the lane to move in to. These arrows may direct you to exit the freeway if necessary.



If you see this circle sign in the tunnel, proceed with caution as there may be an incident ahead.



## How to use the West Gate Tunnel



**WEST GATE TUNNEL**





# westgatetunnelproject.vic.gov.au/drive

info@wgta.vic.gov.au | 1800 105 105 (call anytime)

This publication includes information about the West Gate Tunnel Project which will open in late 2025. We are committed to keeping you informed and encourage you to contact us if you have any questions.



For languages other than English please call 9209 0147



Please contact us on 9209 0147 if you would like to speak to an interpreter about the project or need help with understanding the information provided in this publication. If you need assistance due to a hearing or speech impairment, visit [relayservice.gov.au](https://relayservice.gov.au)



## ةيبرعلا ةغلل

عورشم لوح تامولعم ةرشنل هذه نمضتت  
(West Gate Tunnel Project) تياع تسويو قف  
2025. ماع رخاوا يف حتتفئس يذلا  
رابخال رخاب املع مكطاحاب دعتن نحن  
مكيذل ناك اذا انب لاصلتال يلع مكعجشنو  
مقرلا يلع انب لاصلتال اىجرى. قلىسا ي  
ثدحتل يف نوبغرت متنك اذا 9209 0147  
ىلى نوجاتحت و عورشم لوح مجرتم ىلى  
هذه يف مةمقمل تامولعمل مةف يف دوعاسم  
ةرشنل.

### Hrvatski

Ova publikacija sadrži informacije o projektu tunela West Gate koji će biti otvoren krajem 2025. godine. Obvezujemo se da ćemo vas informirati i potičemo vas da nas kontaktirate ako imate bilo kakvih pitanja. Molimo vas da nas kontaktirate putem broja telefona 9209 0147 ako želite razgovarati s tumačem o projektu ili trebate pomoć u razumijevanju informacija navedenih u ovoj publikaciji.

### Filipino

Ang lathalaing ito ay naglalaman ng impormasyon tungkol sa West Gate Tunnel Project, na magbubukas sa huling bahagi ng 2025. Kami ay nakatuon sa pagbibigay sa inyo ng impormasyon at hinihikayat namin kayong makipag-ugnayan sa amin kung mayroon kayong mga katanungan. Mangyaring makipag-ugnayan sa amin sa 9209 0147 kung nais ninyong makausap ang isang interpreter tungkol sa proyekto o kung kailangan ninyo ng tulong sa pag-unawa ng impormasyong nasa lathalaing ito.

### Ελληνικά

Αυτή η δημοσίευση περιλαμβάνει πληροφορίες σχετικά με το έργο West Gate Tunnel Project (Έργο Σήραγγας West Gate) που θα ανοίξει στα τέλη του 2025. Δεσμευόμαστε να σας κρατάμε ενήμερους και σας ενθαρρύνουμε να επικοινωνήσετε μαζί μας εάν έχετε οποιοσδήποτε ερωτήματα. Επικοινωνήστε μαζί μας στο 9209 0147 εάν θέλετε να μιλήσετε με διερμηνέα για το έργο ή χρειάζεστε βοήθεια για την κατανόηση των πληροφοριών που παρέχονται σε αυτή τη δημοσίευση.

### Italiano

Questa pubblicazione include informazioni sul Progetto del West Gate Tunnel che verrà inaugurato alla fine del 2025. Ci impegniamo a tenervi informato/a e ti incoraggiamo a contattarci se hai domande da fare. Contattaci al numero 9209 0147 se desideri parlare con un interprete riguardo al progetto o se hai bisogno di aiuto nel comprendere le informazioni fornite in questa pubblicazione.

### Македонски

Оваа публикација вклучува информации за проектот West Gate Tunnel што ќе биде отворен кон крајот на 2025 година. Се стремиме да продолжиме да ве информираме и ве поттикнуваме да ни се јавите ако имате прашања. Ве молиме јавете ни се на 9209 0147 ако сакате со преведувач да разговарате за проектот или ви треба помош да ги разберете информациите дадени во оваа публикација.

### Polski

Niniejsza publikacja zawiera informacje na temat projektu West Gate Tunnel, który zostanie otwarty pod koniec 2025 roku. Dokładamy wszelkich starań, aby na bieżąco informować o postępach i w razie jakichkolwiek pytań zachęcamy do kontaktu z nami. W przypadku chęci porozmawiania z tłumaczem na temat projektu lub uzyskania pomocy w zrozumieniu informacji zawartych w niniejszej publikacji prosimy o kontakt pod numerem 9209 0147.

### ਪੰਜਾਬੀ

ਇਸ ਪ੍ਰਕਾਸ਼ਨ ਵਿੱਚ ਵੈਸਟ ਗੇਟ ਸੁਰੰਗ ਦੇ ਪ੍ਰੋਜੈਕਟ ਬਾਰੇ ਜਾਣਕਾਰੀ ਸ਼ਾਮਲ ਹੈ ਜੋ 2025 ਦੇ ਅਖੀਰ ਵਿੱਚ ਖੁੱਲ੍ਹੇਗੀ।

ਅਸੀਂ ਤੁਹਾਨੂੰ ਸੂਚਿਤ ਰੱਖਣ ਲਈ ਵਚਨਬੱਧ ਹਾਂ ਅਤੇ ਜੇ ਤੁਹਾਡੇ ਕੋਈ ਸਵਾਲ ਹਨ ਤਾਂ ਤੁਹਾਨੂੰ ਸਾਡੇ ਨਾਲ ਸੰਪਰਕ ਕਰਨ ਲਈ ਉਤਸ਼ਾਹਿਤ ਕਰਦੇ ਹਾਂ। ਜੇ ਤੁਸੀਂ ਪ੍ਰੋਜੈਕਟ ਬਾਰੇ ਦੁਬਾਰਾ ਨਾਲ ਗੱਲ ਕਰਨਾ ਚਾਹੁੰਦੇ ਹੋ ਜਾਂ ਇਸ ਪ੍ਰਕਾਸ਼ਨ ਵਿੱਚ ਪ੍ਰਦਾਨ ਕੀਤੀ ਜਾਣਕਾਰੀ ਨੂੰ ਸਮਝਣ ਵਿੱਚ ਮਦਦ ਦੀ ਲੋੜ ਹੈ ਤਾਂ ਕਰਿਪਾ ਕਰਕੇ ਸਾਡੇ ਨਾਲ 9209 0147 'ਤੇ ਸੰਪਰਕ ਕਰੋ।

### Српски

Ова публикација садржи информације о пројекту изградње тунела Вест Гејт (West Gate Tunnel Project) који ће се отворити крајем 2025. године. Посвећени смо томе да вас редовно обавештавамо и подстичемо вас да нас контактирате ако имате било каквих питања. Контактирајте нас на 9209 0147 ако желите да разговарате о пројекту уз помоћ тумача или вам је потребна помоћ да разумете информације у овој публикацији.

### 简体中文

本刊物包括西门隧道项目将于2025年末开通的信息。我们会及时向您通报情况。若有问题，亦请主动与我们联系。若您希望通过翻译讨论项目之事或需要澄清本刊物的信息内容，请拨9209 0147与我们联系。

### 繁體中文

本出版物內含將於2025年底通車的西門隧道項目(West Gate Tunnel Project)的資訊。我們致力於隨時為您提供最新資訊，並歡迎您聯繫我們提出任何疑問。如要通過口譯員瞭解項目資訊，或需要幫助理解本出版物中的內容，請撥打9209 0147與我們聯繫。

### Tiếng Việt

Ấn phẩm này trình bày thông tin về Dự án Đường hầm West Gate sẽ mở cửa vào cuối năm 2025. Chúng tôi cam kết sẽ cập nhật thông tin cho quý vị và khuyến khích quý vị liên lạc với chúng tôi nếu có bất kỳ câu hỏi nào. Vui lòng liên lạc với chúng tôi theo số 9209 0147 nếu quý vị muốn nói chuyện qua thông dịch viên về dự án này hoặc cần trợ giúp để hiểu thông tin được cung cấp trong ấn phẩm này.