

APPENDIX D: ARDEN STATION PRECINCT PUBLIC REALM PLANS

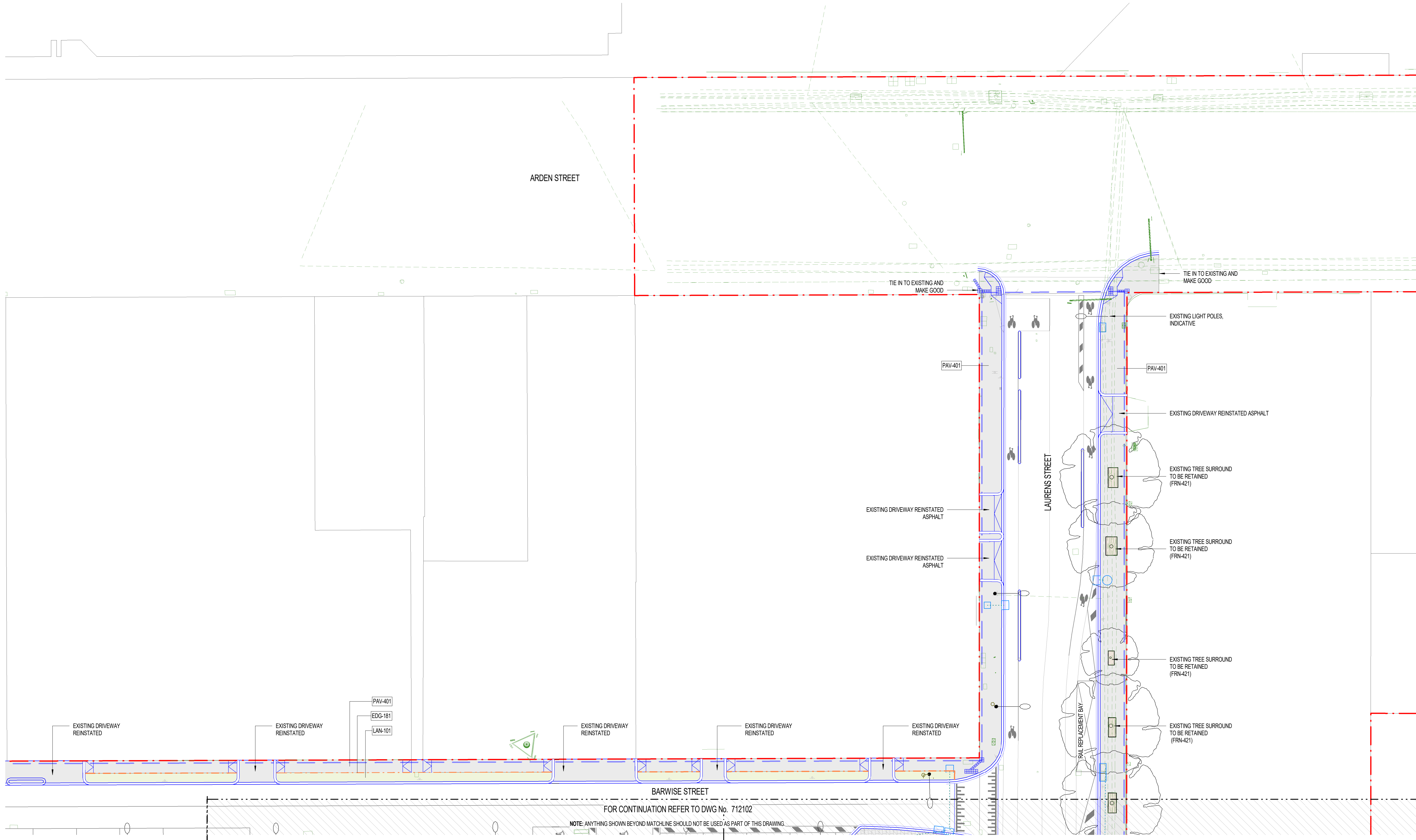
Legend	TAS-CYP-AR-00-DRG-AUD-ARD-710001-DP
Key Plan	TAS-CYP-AR-00-DRG-AUD-ARD-710002-DP
Materials & Finishes Plan – Sheet 01	TAS-CYP-AR-00-DRG-AUD-ARD-712101-DP
Materials & Finishes Plan – Sheet 02	TAS-CYP-AR-00-DRG-AUD-ARD-712102-DP
Materials & Finishes Plan – Sheet 03	TAS-CYP-AR-00-DRG-AUD-ARD-712103-DP
Materials & Finishes Plan – Sheet 04	TAS-CYP-AR-00-DRG-AUD-ARD-712104-DP
Materials & Finishes Plan – Sheet 05	TAS-CYP-AR-00-DRG-AUD-ARD-712105-DP
Materials & Finishes Plan – Sheet 06	TAS-CYP-AR-00-DRG-AUD-ARD-712106-DP
Materials & Finishes Plan – Sheet 07	TAS-CYP-AR-00-DRG-AUD-ARD-712107-DP
Materials & Finishes Plan – Sheet 08	TAS-CYP-AR-00-DRG-AUD-ARD-712108-DP

LEGEND

GENERAL	PAVING	EDGE / WALL	EXTERNAL METAL WORK	FURNITURE	SOFT LANDSCAPING	SERVICES	CIVIL ROADS
PROJECT LAND BOUNDARY	PAV-101 PAVING - BLUESTONE - TYPE 01	EDG-111 BLUESTONE EDGE - FLUSH - TYPE 01	EMW-101 HANDRAIL - SINGLE - TYPE 01 EMW-105 HANDRAIL - SINGLE - TYPE 05	FRN-101 BENCH - STEEL - TYPE 01	LAN-101: HYDROSEED GRASS ON GRADE LAN-111: HYDROSEED GRASS ON STRUCTURE	NOTE: REFER TO DETAILS 1, 2, 3, 4-3600 FOR INFILL PIT LID FINISHES	FACE OF KERB BACK OF KERB UPSTAND ROAD KERB
EXTENT OF WORKS LANDSCAPE ARCHITECTURE PACKAGE	PAV-152 PAVING INLAY - BLUESTONE - TYPE 02	EDG-123 BLUESTONE EDGE - FLUSH - TYPE 13	EMW-111 HANDRAIL - DOUBLE - TYPE 01	FRN-151 SEAT - STEEL - TYPE 01	LAN-201: GARDEN BED ON GRADE - TYPE 01 LAN-211: GARDEN BED ON STRUCTURE - TYPE 01	DRAINAGE PIT	FLUSH ROAD KERB
STRUCTURE ABOVE	PAV-122 PAVING - GRANITE - TYPE 02	EDG-142 GRANITE EDGE - FLUSH - TYPE 02	EMW-121 KICK RAIL - TYPE 01	FRN-311 BOLLARD - STEEL - REMOVABLE - TYPE 01		DRAINAGE WSUD INLET GRATES	KERB RAMP
STRUCTURE BELOW	PAV-201 PAVING - CONCRETE - INSITU - TYPE 01	EDG-145 GRANITE EDGE - FLUSH - TYPE 05	HOARDING TO DAY ONE PUBLIC REALM	FRN-321 BOLLARD - SECURITY RATED - FIXED - TYPE 01 FRN-322 BOLLARD - SECURITY RATED - FIXED - TYPE 02 FRN-323 BOLLARD - SECURITY RATED - FIXED - TYPE 03	TREE	GRATED TRENCH DRAIN	BLUESTONE GUTTERSTONE CHANNEL
TUNNEL BELOW	PAV-204 PAVING - CONCRETE - INSITU - TYPE 04	EDG-161 METAL EDGE - TYPE 01		FRN-332 BOLLARD - SECURITY RATED - REMOVABLE - TYPE 02 FRN-333 BOLLARD - SECURITY RATED - REMOVABLE - TYPE 03 FRN-334 BOLLARD - SECURITY RATED - REMOVABLE - TYPE 04	EXISTING TREE RETAINED	DRAINAGE OUTLETS AND CONNECTION POINTS (INDICATIVE SIZES ONLY)	CULVERT, CHANNEL & BEACHING
SURVEY	PAV-401 PAVING - ASPHALT	EDG-181 TIMBER EDGE - TYPE 01		FRN-401 TREE GRATE AND GUARD - TYPE 01	LAN-501 PROPOSED TREE (IN SOFTSCAPE) DAY 01 EXTENT OF CANOPY	DRAINAGE / SUB-SURFACE PIPES	
SHEET LAYOUT	PAV-701 TGS - HAZARD - STONE - TYPE 01 PAV-702 TGS - HAZARD - STONE - TYPE 02	EXPANSION JOINT		FRN-404 TREE GRATE AND GUARD - TYPE 04	LAN-501 PROPOSED TREE (IN PAVED SURFACE) DAY 01 EXTENT OF CANOPY	DRAINAGE - GROSS POLLUTANT TRAP	
MATCHLINE	PAV-711 TGS - DIRECTIONAL - STONE - TYPE 01 PAV-712 TGS - DIRECTIONAL - STONE - TYPE 02	SAWN JOINT		FRN-411 TREE GRATE	ALL PROPOSED TREES & SOIL TO BE SUPPLIED AND INSTALLED BY OTHERS IN ACCORDANCE WITH PS&TR PART C 4.4.1.2	DRAINAGE SUB-SURFACE INSPECTION PIT	NEW OVERHEAD SINGLE LIGHT
ENTRY	CIVIL - HAZARD TGS	ISOLATION JOINT		FRN-421 TREE SURROUND - TYPE 01 FRN-422 TREE SURROUND - TYPE 02	EXISTING TREE TO BE REMOVED; AS PER THE CYP MELBOURNE METRO GIS	PIT LID - GREASE TRAP / TELCO / HYDRAULIC	EXISTING OVERHEAD SINGLE LIGHT
UP	CIVIL - DIRECTIONAL TGS	WAL-111 RETAINING WALL - GRANITE - TYPE 01		FRN-501 BIN - GENERAL - TYPE 01	EXISTING TREE ID	ELECTRICAL PIT LID	NEW OVERHEAD SINGLE LIGHT PIT
1:20		WAL-114 RETAINING WALL - GRANITE - TYPE 04 WAL-115 RETAINING WALL - GRANITE - TYPE 05		FRN-502 BIN - RECYCLE - TYPE 01	EXISTING TREE TO BE REMOVED; AS PER THE CYP MELBOURNE METRO GIS	HV PIT	NEW POLE MOUNTED PEDESTRIAN AREA LIGHT
1:20		WAL-301 TERRACE AND SEATING WALL - BRICK		FRN-521 BIKE HOOP - TYPE 01 (AS 2890.3)	EXISTING TREE ID	FIRE HYDRANT	CUSTOM TERRACE LIGHT
RL +15.123		STRUCTURAL JOINTS		FRN-544 DRINKING FOUNTAIN - TYPE 04	EXISTING TREE ID	EARTHING PIT LID	RECESSED LIGHTING
TS +15.123				FRN-602 CABINET - WATER METER - TYPE 02	EXISTING TREE ID	TRAFFIC PIT (IN GROUND)	NEW OVERHEAD CCTV
TW +15.123				FRN-810 CABINET - GAS	EXISTING TREE ID	UTILITY ELECTRICITY DISTRIBUTION CABINET	
EL +15.123		UP STT-111 STAIRS - GRANITE - TYPE 01		FRN-830 CABINET - DISPLAN - TYPE 01	EXISTING TREE ID	TRAFFIC SIGNAL BOX	SIGNAGE
FFL +15.123				FRN-660 CABINET - COMBINED UTILITIES	EXISTING TREE ID	TRAFFIC PEDESTAL	STATION MARKER FLAG
SSL +15.123					EXISTING TREE ID	JOINT USE POLE	STATION TOTEM SIGN
TK +15.123					EXISTING TREE ID	CCTV CAMERAS	STREET SIGN
RL +15.123					EXISTING TREE ID	FLS CABINETS	

21/09/2021 8:48:49 PM

21/09/2021 8:51:00 PM



DEVELOPMENT PLAN SUBMISSION

Project Drawing Number		Revision	
TAS-CYP-AR-00-DRG-AUD-ARD-712101-DP		G.7	
PUBLIC TRANSPORT VICTORIA		Drawn By	Designed By
PT		M.WATSON	E.SHAW
File Name		Checked By	Ind. Review
Sheet No.		C.GUTHRIE	Approval Date
Sheet 01 OF 08		Approved	Approval Date
Scale		Drawing Number	Revision
1 : 250			
Sheet Size			
A1			

CYP	G.7	16/06/21	ISSUED FOR DEVELOPMENT PLAN	ES	CG				
CYP	G.6	20/11/17	ISSUED FOR DEVELOPMENT PLAN	H+WW	hrh/GB				
Revised By	In Serv	Rev	Date	Description	Designed	Checked	Ind	Rev	Approv

This drawing has been prepared by, or compiled from, information provided by persons other than PTV. To the maximum extent permitted by law, PTV disclaims any responsibility for, and makes no representations in relation to, the completeness, accuracy or quality of any information contained in this drawing. Each user of this drawing releases PTV from all and any loss, damage, cost, expense or liability in relation to the use of, or any reliance on, this drawing or the information contained in it.

All written dimensions take precedence over scaled dimensions.

This drawing is provided only for the information of the person or organisation to whom PTV provides it. It may not be provided to, or used by, any other person without PTV's prior written consent.

Consultant

Franchisee / Lessee

Cross Yarra Partnership

RAIL PROJECTS VICTORIA

ARCHITECTURAL

ARDEN

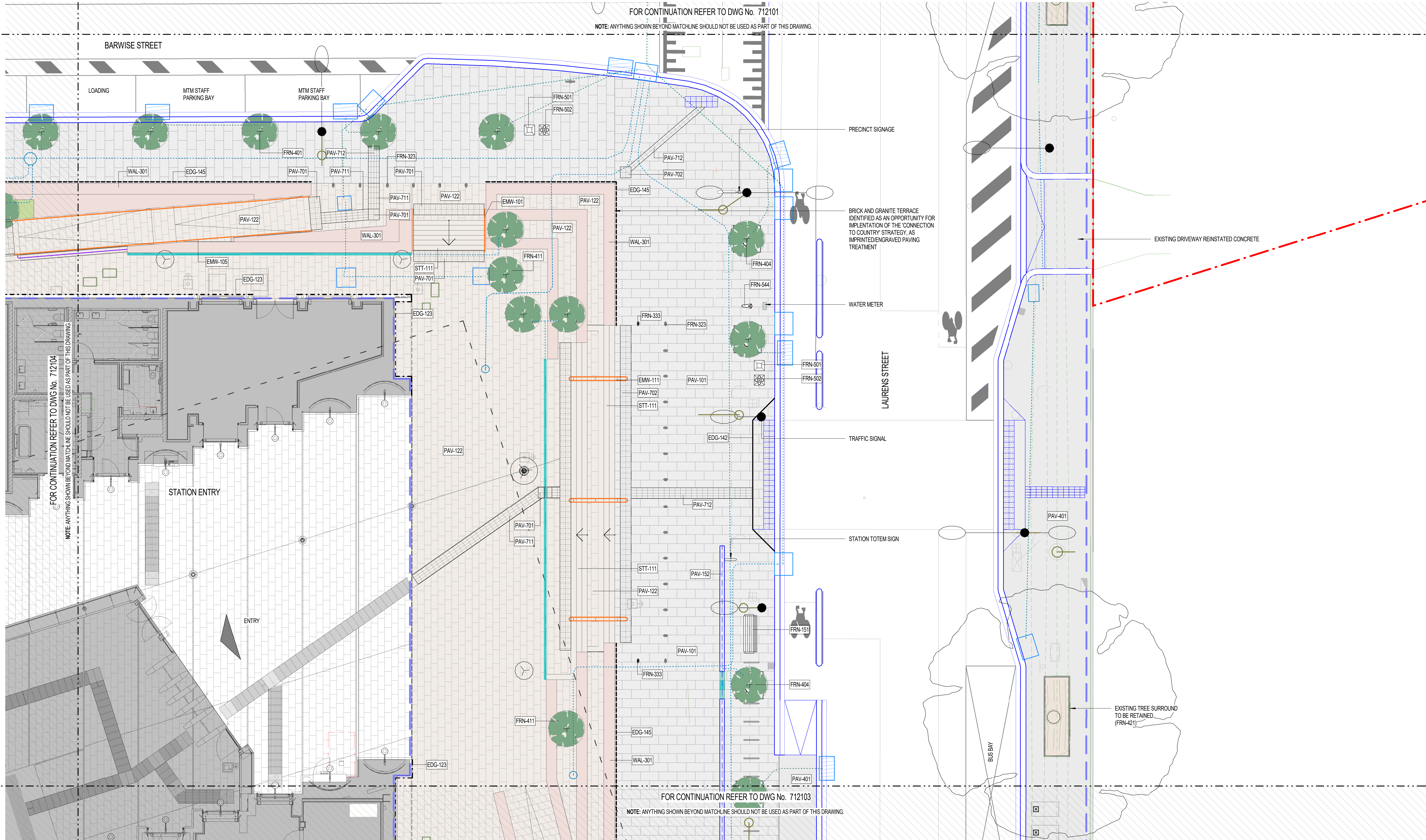
ARDEN PRECINCT

LANDSCAPE ARCHITECTURE

MATERIALS & FINISHES PLAN - SHEET 01

Up Location	Down Location	Datum
East.	East.	
North.	North.	
ID#	ID#	

21/09/2021 8:51:42 PM



DEVELOPMENT PLAN SUBMISSION

Project Drawing Number
TAS-CYP-AR-00-DRG-AUD-ARD-712102-DP

Revision
G.9

PUBLIC TRANSPORT VICTORIA PT	Drawn By M.WATSON	Designed By E.SHAW
	Checked By C.GUTHRIE	Ind. Review
	Approved	Approval Date
	Drawing Number	Revision
File Name	SHEET 02 OF 08	
Scale 1 : 100	Sheet Size A1	

Revised By	In Serv	Rev	Date	Description	ES H+WW Designed	CG hrh/GB Checked	Ind. Rev.	Approv.
G.9		16/06/21		ISSUED FOR DEVELOPMENT PLAN				
G.8		16/01/18		ISSUED FOR DEVELOPMENT PLAN				

This drawing has been prepared by, or compiled from, information provided by, persons other than PTV. To the maximum extent permitted by law, PTV disclaims any responsibility for, and makes no representations in relation to, the completeness, accuracy or quality of any information contained in this drawing. Each user of the drawing releases PTV from all and any loss, damage, cost, expense or liability in relation to the use of, or any reliance on, this drawing or the information contained in it.

All written dimensions take precedence over scaled dimensions.

This drawing is provided only for the information of the person or organisation to whom PTV provides it. It may not be provided to, or used by, any other person without PTV's prior written consent.

Consultant
Cross Yarra Partnership

Franchisee / Lessee
RAIL PROJECTS VICTORIA

ARCHITECTURAL
ARDEN
ARDEN PRECINCT
LANDSCAPE ARCHITECTURE
MATERIALS & FINISHES PLAN - SHEET 02

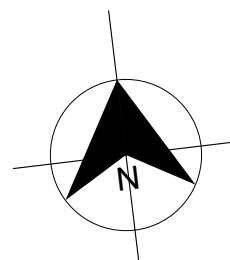
Up Location East. North. ID#	Down Location East. North. ID#	Datum
---------------------------------------	---	-------

NOTE: ANYTHING SHOWN BEYOND MATCHLINE SHOULD NOT BE USED AS PART OF THIS DRAWING



NOTE: ANYTHING SHOWN BEYOND MATCHLINE SHOULD NOT BE USED AS PART OF THIS DRAWING.

NOTE: ANYTHING SHOWN BEYOND MATCHLINE SHOULD NOT BE USED AS PART OF THIS DRAWING.



ES	CG		
H+WW	hrlv/GB		
Designed	Checked	Ind. Rev.	Approv.

This drawing is provided only for the information of the person or organisation to whom PTV provides it. It may not be provided to, or used by, any other person without PTV's prior written consent.

Franchisee / Lessee



PROJECTS

Up Location	Down Location	Datum
East.	East.	
North.	North.	
ID#	ID#	

DEVELOPMENT PLAN SUBMISSION

Project Drawing Number
TAS-CYP-AR-00-DRG-AUD-ARD-712104-DP

PUBLIC
TRANSPORT
VICTORIA **PT** 

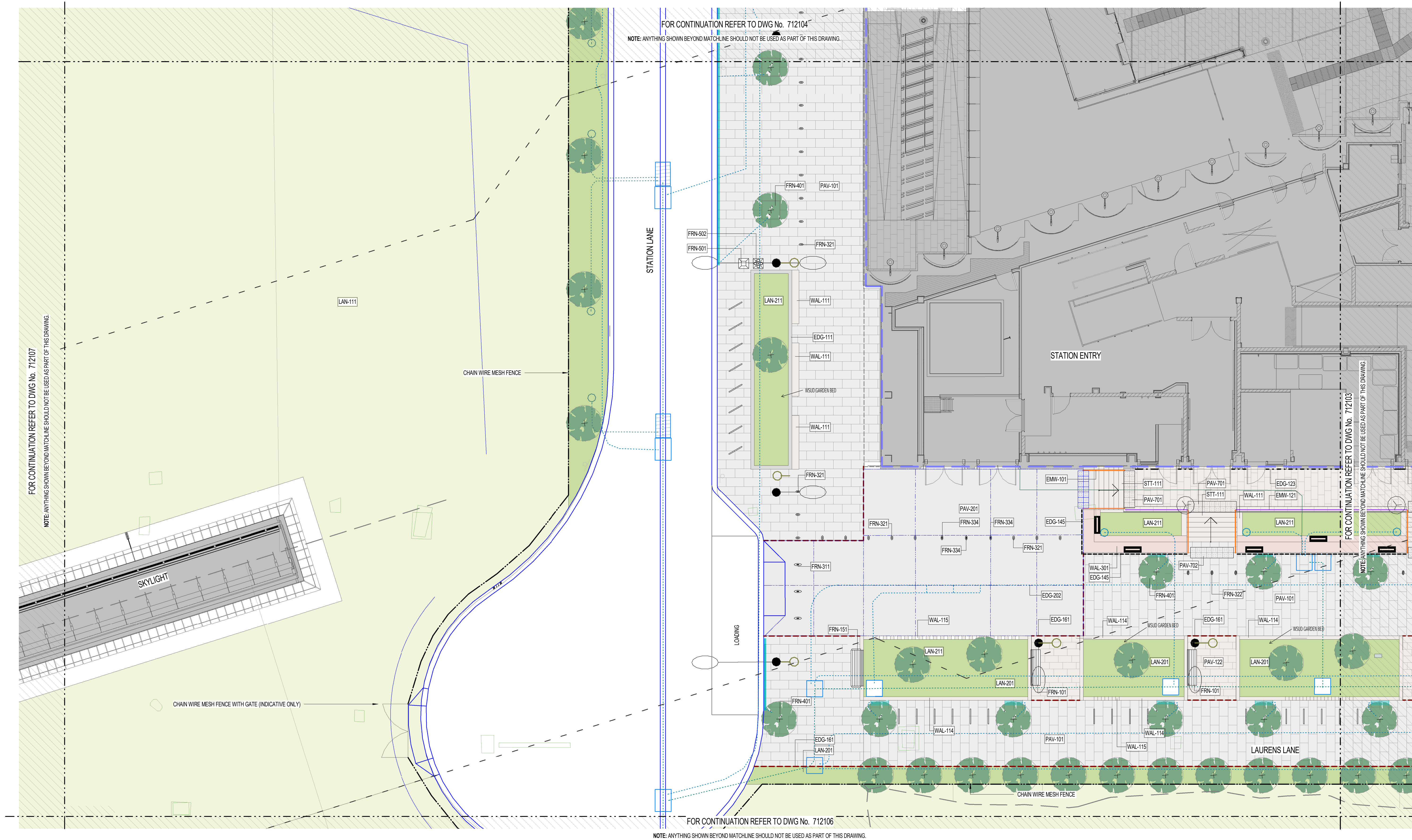
Sheet No. SHEET 04 OF 08

NOT FOR CONSTRUCTION

Scale 1 : 100 Sheet Size A1

Drawn By WATSON	Designed By E. SHAW
Checked By GUTHRIE	Ind. Review
Approved	Approval Date

Drawing Number	Rev
----------------	-----



DEVELOPMENT PLAN SUBMISSION

Project Drawing Number		Revision	
TAS-CYP-AR-00-DRG-AUD-ARD-712105-DP		G.1	
PUBLIC TRANSPORT VICTORIA		Drawn By	Designed By
PT		M.WATSON	E.SHAW
File Name		Checked By	Ind. Review
Sheet No.		C.GUTHRIE	
SHEET 05 OF 08		Approved	Approval Date
NOT FOR CONSTRUCTION		Drawing Number	Revision
Scale 1:100			
Sheet Size A1			

Revised By		In Serv	Rev	Date	Description	ES		GG	Designed		Checked	Ind	Rev	Apprv
G.1		16/06/21			ISSUED FOR DEVELOPMENT PLAN									

This drawing has been prepared by, or compiled from, information provided by persons other than PTV. To the maximum extent permitted by law, PTV disclaims any responsibility for, and makes no representations in relation to, the completeness, accuracy or quality of any information contained in this drawing. Each user of this drawing releases PTV from all and any loss, damage, cost, expense or liability in relation to the use of, or any reliance on, this drawing or the information contained in it.

All written dimensions take precedence over scaled dimensions.

This drawing is provided only for the information of the person or organisation to whom PTV provides it. It may not be provided to, or used by, any other person without PTV's prior written consent.

Consultant

Franchisee / Lessee

Cross Yarra Partnership

RAIL PROJECTS VICTORIA

ARCHITECTURAL

ARDEN

ARDEN PRECINCT

LANDSCAPE ARCHITECTURE

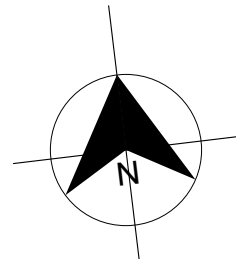
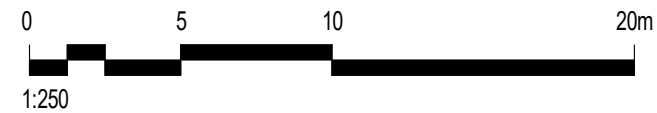
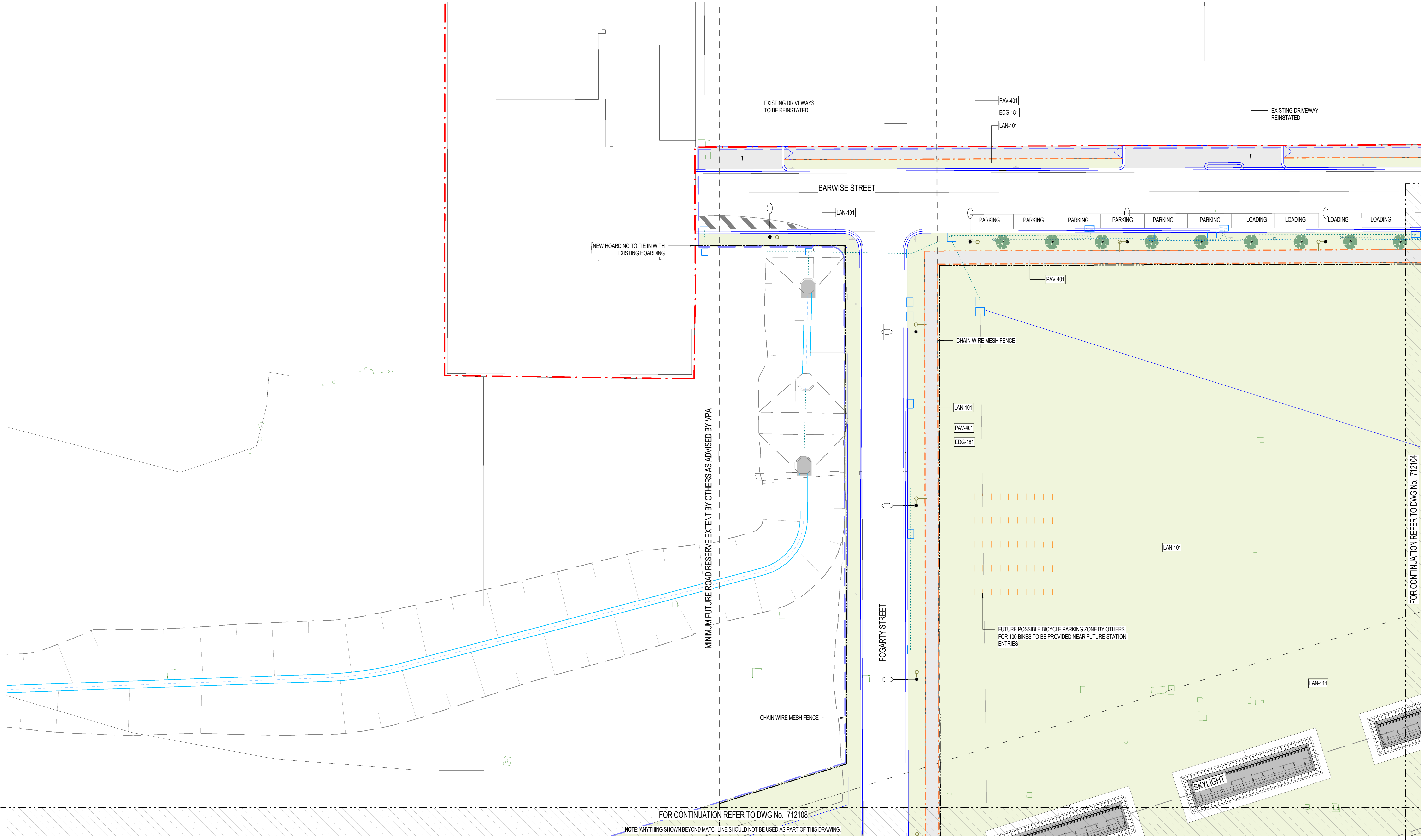
MATERIALS & FINISHES PLAN - SHEET 05

Up Location East, North, ID#

Down Location East, North, ID#

Datum

21/09/2021 8:55:23 PM



Revised By	In Serv	Rev	Date	Description	ES	OG	Ind	Rev	Approv
		G.1	16/06/21	ISSUED FOR DEVELOPMENT PLAN					

This drawing has been prepared by, or compiled from, information provided by persons other than PTV. To the maximum extent permitted by law, PTV disclaims any responsibility for, and makes no representations in relation to, the completeness, accuracy or quality of any information contained in this drawing. Each user of this drawing releases PTV from all and any loss, damage, cost, expense or liability in relation to the use of, or any reliance on, this drawing or the information contained in it.

All written dimensions take precedence over scaled dimensions.

This drawing is provided only for the information of the person or organisation to whom PTV provides it. It may not be provided to, or used by, any other person without PTV's prior written consent.

Consultant

Franchisee / Lessee

Cross Yarra Partnership

RAIL PROJECTS VICTORIA

ARCHITECTURAL

ARDEN

ARDEN PRECINCT

LANDSCAPE ARCHITECTURE

MATERIALS & FINISHES PLAN - SHEET 07

Up Location	Down Location	Datum
East.	East.	
North.	North.	
ID#	ID#	

DEVELOPMENT PLAN SUBMISSION

Project Drawing Number	Revision
TAS-CYP-AR-00-DRG-AUD-ARD-712107-DP	G.1

PUBLIC TRANSPORT VICTORIA	Drawn By M.WATSON	Designed By E.SHAW
File Name	Checked By C.GUTHRIE	Ind. Review
Sheet No.	Approved	Approval Date
SHEET 07 OF 08		

Scale	Sheet Size	Revision
1 : 250	A1	

NOT FOR CONSTRUCTION

21/09/2021 8:56:01 PM

FOR CONTINUATION REFER TO DWG No. 712107

NOTE: ANYTHING SHOWN BEYOND MATCHLINE SHOULD NOT BE USED AS PART OF THIS DRAWING.

HOARDING WITH GATE (INDICATIVE ONLY)

HARDSTAND

SERVICE LANEWAY
PAV - 201

FOGARTY STREET

EDG-181

PAV-401

LAN-111

SKYLIGHT

WESTERN ANCILLARY BUILDING

CHAIN WIRE MESH FENCE

HOARDING POSTS TO BE
INSTALLED CLEAR OF SWALE

LAN-111

LAN-101

FUTURE BICYCLE PARKING ZONE BY OTHERS
FOR 100 BIKES TO BE PROVIDED NEAR FUTURE
STATION ENTRIES

MINIMUM FUTURE ROAD RESERVE EXTENT BY OTHERS AS ADVISED BY VPA

MINIMUM FUTURE ROAD RESERVE EXTENT BY OTHERS AS ADVISED BY VPA

FOR CONTINUATION REFER TO DWG No. 712106

NOTE: ANYTHING SHOWN BEYOND MATCHLINE SHOULD NOT BE USED AS PART OF THIS DRAWING.

DEVELOPMENT PLAN SUBMISSION

Project Drawing Number		Revision	
TAS-CYP-AR-00-DRG-AUD-ARD-712108-DP		G.1	
<div><div><div>PUBLIC TRANSPORT VICTORIA</div><div>PT</div></div></div>	Drawn By	Designed By	
	M.WATSON	E.SHAW	
	Checked By	Ind. Review	
File Name	C.GUTHRIE		
Sheet No.	SHEET 08 OF 08		Approval Date
Approved		Revision	
Drawing Number		Revision	
NOT FOR CONSTRUCTION			
Scale	Sheet Size		
1 : 250	A1		

NOT FOR CONSTRUCTION

																																																																																																																																																																																																																																																																																																																																																																																																																																																																																																																																																																																																																																																																																																																																																																																																																																																																																																																																																																																																																																																																																																																																																																																																																																																																																																																																																																																																																					</
--	--	--	--	--	--	--	--	--	--	--	--	--	--	--	--	--	--	--	--	--	--	--	--	--	--	--	--	--	--	--	--	--	--	--	--	--	--	--	--	--	--	--	--	--	--	--	--	--	--	--	--	--	--	--	--	--	--	--	--	--	--	--	--	--	--	--	--	--	--	--	--	--	--	--	--	--	--	--	--	--	--	--	--	--	--	--	--	--	--	--	--	--	--	--	--	--	--	--	--	--	--	--	--	--	--	--	--	--	--	--	--	--	--	--	--	--	--	--	--	--	--	--	--	--	--	--	--	--	--	--	--	--	--	--	--	--	--	--	--	--	--	--	--	--	--	--	--	--	--	--	--	--	--	--	--	--	--	--	--	--	--	--	--	--	--	--	--	--	--	--	--	--	--	--	--	--	--	--	--	--	--	--	--	--	--	--	--	--	--	--	--	--	--	--	--	--	--	--	--	--	--	--	--	--	--	--	--	--	--	--	--	--	--	--	--	--	--	--	--	--	--	--	--	--	--	--	--	--	--	--	--	--	--	--	--	--	--	--	--	--	--	--	--	--	--	--	--	--	--	--	--	--	--	--	--	--	--	--	--	--	--	--	--	--	--	--	--	--	--	--	--	--	--	--	--	--	--	--	--	--	--	--	--	--	--	--	--	--	--	--	--	--	--	--	--	--	--	--	--	--	--	--	--	--	--	--	--	--	--	--	--	--	--	--	--	--	--	--	--	--	--	--	--	--	--	--	--	--	--	--	--	--	--	--	--	--	--	--	--	--	--	--	--	--	--	--	--	--	--	--	--	--	--	--	--	--	--	--	--	--	--	--	--	--	--	--	--	--	--	--	--	--	--	--	--	--	--	--	--	--	--	--	--	--	--	--	--	--	--	--	--	--	--	--	--	--	--	--	--	--	--	--	--	--	--	--	--	--	--	--	--	--	--	--	--	--	--	--	--	--	--	--	--	--	--	--	--	--	--	--	--	--	--	--	--	--	--	--	--	--	--	--	--	--	--	--	--	--	--	--	--	--	--	--	--	--	--	--	--	--	--	--	--	--	--	--	--	--	--	--	--	--	--	--	--	--	--	--	--	--	--	--	--	--	--	--	--	--	--	--	--	--	--	--	--	--	--	--	--	--	--	--	--	--	--	--	--	--	--	--	--	--	--	--	--	--	--	--	--	--	--	--	--	--	--	--	--	--	--	--	--	--	--	--	--	--	--	--	--	--	--	--	--	--	--	--	--	--	--	--	--	--	--	--	--	--	--	--	--	--	--	--	--	--	--	--	--	--	--	--	--	--	--	--	--	--	--	--	--	--	--	--	--	--	--	--	--	--	--	--	--	--	--	--	--	--	--	--	--	--	--	--	--	--	--	--	--	--	--	--	--	--	--	--	--	--	--	--	--	--	--	--	--	--	--	--	--	--	--	--	--	--	--	--	--	--	--	--	--	--	--	--	--	--	--	--	--	--	--	--	--	--	--	--	--	--	--	--	--	--	--	--	--	--	--	--	--	--	--	--	--	--	--	--	--	--	--	--	--	--	--	--	--	--	--	--	--	--	--	--	--	--	--	--	--	--	--	--	--	--	--	--	--	--	--	--	--	--	--	--	--	--	--	--	--	--	--	--	--	--	--	--	--	--	--	--	--	--	--	--	--	--	--	--	--	--	--	--	--	--	--	--	--	--	--	--	--	--	--	--	--	--	--	--	--	--	--	--	--	--	--	--	--	--	--	--	--	--	--	--	--	--	--	--	--	--	--	--	--	--	--	--	--	--	--	--	--	--	--	--	--	--	--	--	--	--	--	--	--	--	--	--	--	--	--	--	--	--	--	--	--	--	--	--	--	--	--	--	--	--	--	--	--	--	--	--	--	--	--	--	--	--	--	--	--	--	--	--	--	--	--	--	--	--	--	--	--	--	--	--	--	--	--	--	--	--	--	--	--	--	--	--	--	--	--	--	--	--	--	--	--	--	--	--	--	--	--	--	--	--	--	--	--	--	--	--	--	--	--	--	--	--	--	--	--	--	--	--	--	--	--	--	--	--	--	--	--	--	--	--	--	--	--	--	--	--	--	--	--	--	--	--	--	--	--	--	--	--	--	--	--	--	--	--	--	--	--	--	--	--	--	--	--	--	--	--	--	--	--	--	--	--	--	--	--	--	--	--	--	--	--	--	--	--	--	--	--	--	--	--	--	--	--	--	--	--	--	--	--	--	--	--	--	--	--	--	--	--	--	--	--	--	--	--	--	--	--	--	--	--	--	--	--	--	--	--	--	--	--	--	--	--	--	--	--	--	--	--	--	--	--	--	--	--	--	--	--	--	--	--	--	--	--	--	--	--	--	--	--	--	--	--	--	--	--	--	--	--	--	--	--	--	--	--	--	--	--	--	--	--	--	--	--	--	--	--	--	--	--	--	--	--	--	--	--	--	--	--	--	--	--	--	--	--	--	--	--	--	--	--	--	--	--	--	--	--	--	--	--	--	--	--	--	--	--	--	--	--	--	--	--	--	--	--	--	--	--	--	--	--	--	--	--	--	--	--	--	--	--	--	--	--	--	--	--	--	--	--	--	--	--	--	--	--	--	--	--	--	--	--	--	--	--	--	--	--	--	--	--	--	--	--	--	--	--	--	--	--	--	--	--	--	--	--	--	--	--	--	--	--	--	--	--	--	--	--	--	--	--	--	--	--	--	--	--	--	--	--	--	--	--	--	--	--	--	--	--	--	--	--	--	--	--	--	--	--	--	--	--	--	--	--	--	--	--	--	--	--	--	--	--	--	--	--	--	--	--	--	--	--	--	--	--	--	--	--	--	--	--	--	--	--	--	--	--	--	--	--	--	--	--	--	--	--	--	--	--	--	--	--	--	--	--	--	--	--	--	--	--	--	--	--	--	--	--	--	--	--	--	--	--	--	--	--	--	--	--	--	--	--	--	--	--	--	--	--	--	--	--	--	--	--	--	--	--	--	--	--	--	--	--	--	--	--	--	--	--	--	--	--	--	--	--	--	--	--	--	--	--	--	--	--	--	--	--	--	--	--	--	--	--	--	--	--	--	--	--	--	--	--	--	--	--	--	----

This drawing has been prepared by, or compiled from, information provided by persons other than PTV. To the maximum extent permitted by law, PTV takes no responsibility for, and makes no representations in relation to, the completeness, accuracy or quality of any information contained in this drawing. Each user of this drawing releases PTV from all and any loss, damage, cost, expense or liability in relation to the use of, or any reliance on, this drawing or the information contained in it.

All written dimensions take precedence over scaled dimensions.

This drawing is provided only for the information of the person or organisation to whom PTV provides it. It may not be provided to, or used by, any other person without PTV's prior written consent.

Consultant



Franchisee / Lessee



ARCHITECTURAL
ARDEN
ARDEN PRECINCT
LANDSCAPE ARCHITECTURE
MATERIALS & FINISHES PLAN - SHEET 08

Up Location	Down Location	Datum
East.	East.	
North.	North.	
ID#	ID#	