



# Glen Waverley works update

June 2025

Works are underway in Glen Waverley to deliver Suburban Rail Loop (SRL) East for Melbourne and Victoria.

## What we are doing









 **Day works** 7am – 6pm Monday to Friday and 7am – 1pm Saturday

 **Night works** 6pm – 7am Monday to Sunday

 **Extended works** 1pm – 5pm Saturday and 7am – 1pm Sunday

 **24 hour works** 7am Monday – 7am Sunday

### Glen Waverley day and night works – Early to mid-June 2025

Where	When	What we are doing	What to expect
Myrtle Street, Glen Waverley	 Ongoing to late-2025	<ul style="list-style-type: none"> <li>– Moving underground services</li> <li>– Road realignment</li> <li>– Commissioning services</li> </ul>	<ul style="list-style-type: none"> <li>– Road closure between Coleman Parade and Montclair Avenue</li> <li>– Road closure between Montclair Avenue and Bogong Avenue</li> <li>– Traffic management and pedestrian detours</li> <li>– Medium levels of noise</li> <li>– High levels of vibration</li> </ul>
Railway Parade North car park, Glen Waverley	 24 hour works until mid-2025	<ul style="list-style-type: none"> <li>– Moving underground services</li> </ul>	<ul style="list-style-type: none"> <li>– Up to 100 car spaces closed</li> <li>– Traffic management and pedestrian detours</li> <li>– Medium levels of noise</li> <li>– Light spillage</li> </ul>
Railway Parade North, Glen Waverley	 24 hour works until mid-2025	<ul style="list-style-type: none"> <li>– Moving underground services</li> </ul>	<ul style="list-style-type: none"> <li>– Road closure between Euneva Avenue and Kingsway</li> <li>– Up to 40 car spaces closed</li> <li>– Access to Glen Waverley Bus Station will be maintained</li> <li>– Traffic management and pedestrian detours</li> <li>– Medium levels of noise</li> <li>– Light spillage</li> </ul>
Montclair Avenue, Glen Waverley	 Ongoing to late-June  Up to five nights from early-June	<ul style="list-style-type: none"> <li>– Moving underground services</li> <li>– Commissioning services</li> </ul>	<ul style="list-style-type: none"> <li>– Road closure between Florence Street and Glendale Street</li> <li>– Road closure between Glendale Street and Kingsway from 2 June to 21 June</li> <li>– Traffic management and pedestrian detours</li> <li>– Medium to high levels of noise</li> </ul>
Glendale Street, Glen Waverley	 Ongoing to mid-2025	<ul style="list-style-type: none"> <li>– Moving underground services</li> <li>– Site investigations</li> </ul>	<ul style="list-style-type: none"> <li>– Up to seven car spaces closed within the Glendale Street car park</li> <li>– Up to 15 car spaces closed within Montclair Avenue car park</li> <li>– Traffic management and pedestrian detours</li> <li>– Medium levels of noise</li> </ul>
Kingsway, Glen Waverley	 From early-June  From early-June for up to five nights	<ul style="list-style-type: none"> <li>– Moving underground services</li> </ul>	<ul style="list-style-type: none"> <li>– Northbound road closure between Southdown Avenue and Bogong Avenue</li> <li>– Traffic management and pedestrian detours</li> <li>– Medium levels of noise</li> <li>– Light spillage</li> </ul>

**Note:** Timing of works may change due to weather or ground conditions.



Glen Waverley shops are open for business during works.

Glen Waverley day and night works  
Early to mid-June 2025 ☀️🌙



## Glen Waverley day and night works – Mid to late-June 2025

Where	When	What we are doing	What to expect
Myrtle Street, Glen Waverley	🌞🌙 Ongoing to late-2025	<ul style="list-style-type: none"> <li>– Moving underground services</li> <li>– Road realignment</li> <li>– Commissioning services</li> </ul>	<ul style="list-style-type: none"> <li>– Road closure between Coleman Parade and Montclair Avenue</li> <li>– Traffic management and pedestrian detours</li> <li>– Medium levels of noise</li> <li>– High levels of vibration</li> </ul>
Railway Parade North car park, Glen Waverley	🕒 24 hour works until mid-2025	<ul style="list-style-type: none"> <li>– Moving underground services</li> </ul>	<ul style="list-style-type: none"> <li>– Up to 100 car spaces closed</li> <li>– Traffic management and pedestrian detours</li> <li>– Medium levels of noise</li> <li>– Light spillage</li> </ul>
Railway Parade North, Glen Waverley	🕒 24 hour works until mid-2025	<ul style="list-style-type: none"> <li>– Moving underground services</li> </ul>	<ul style="list-style-type: none"> <li>– Road closure between Euneva Avenue and Kingsway</li> <li>– Up to 40 car spaces closed</li> <li>– Access to Glen Waverley Bus Station will be maintained</li> <li>– Traffic management and pedestrian detours</li> <li>– Medium levels of noise</li> <li>– Light spillage</li> </ul>
Coleman Parade, Glen Waverley	🌞🌙 Late-June to mid-2025	<ul style="list-style-type: none"> <li>– Moving underground services</li> <li>– Commissioning services</li> </ul>	<ul style="list-style-type: none"> <li>– Road closure east of Carramar Avenue to Kingsway</li> <li>– Up to 60 commuter car spaces closed</li> <li>– Traffic management and pedestrian detours</li> <li>– Changes to 737 bus route (visit <a href="https://ptv.vic.gov.au">ptv.vic.gov.au</a> to plan your journey)</li> <li>– Medium levels of noise</li> </ul>
Glendale Street, Glen Waverley	🌞🌙 Ongoing to mid-2025	<ul style="list-style-type: none"> <li>– Moving underground services</li> <li>– Site investigations</li> </ul>	<ul style="list-style-type: none"> <li>– Up to seven car spaces closed within the Glendale Street car park</li> <li>– Up to 15 car spaces closed within Montclair Car Park</li> <li>– Traffic management and pedestrian detours</li> <li>– Medium levels of noise</li> </ul>

**Note:** Timing of works may change due to weather or ground conditions.



## Impacts

As with all major infrastructure projects, surrounding communities may experience some impacts during construction. The Project supports businesses and residents to continue to live, work, study and shop in their community.

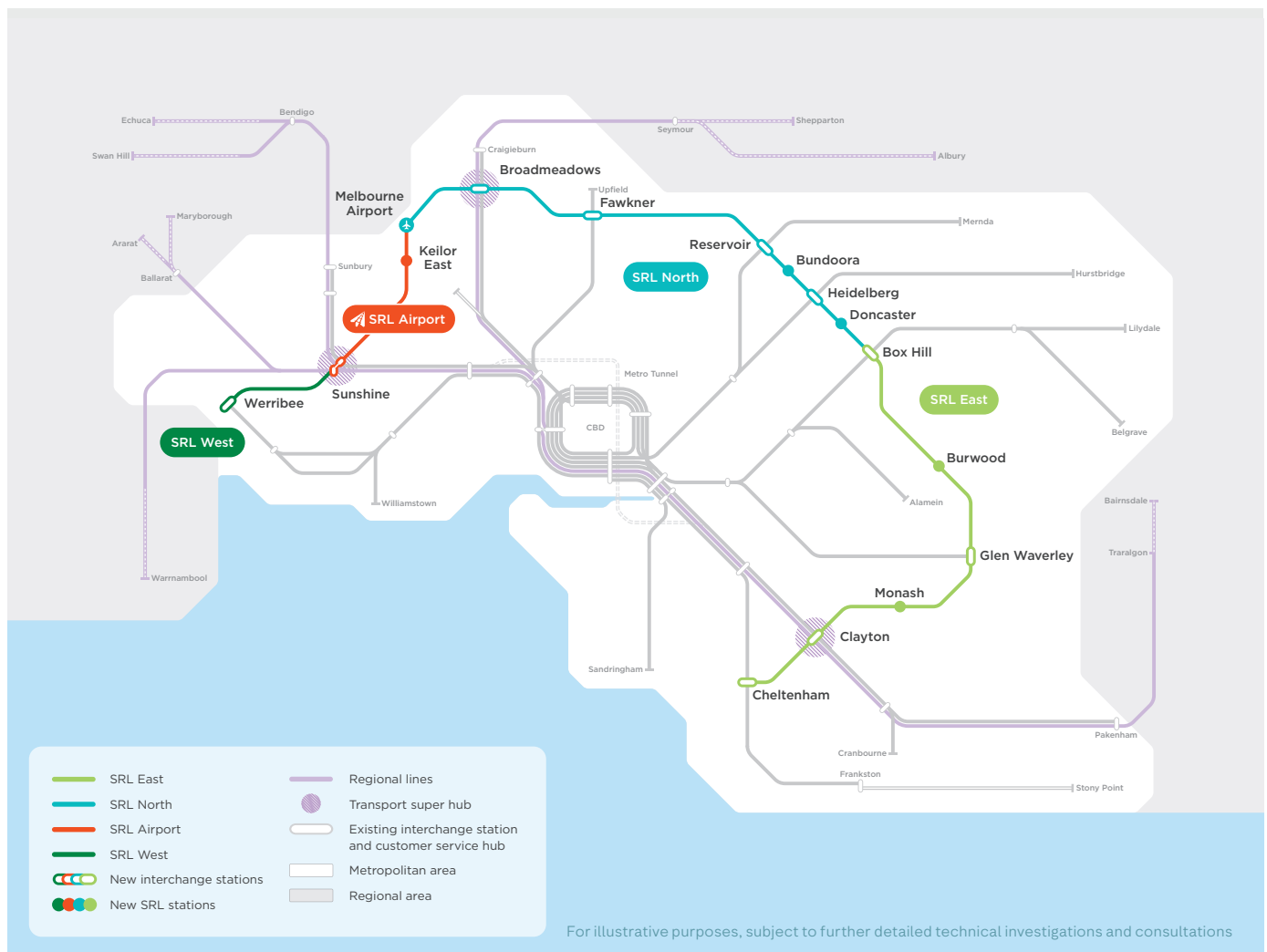
Please contact us on **1800 105 105** to discuss support available if you are impacted by our works.

## How we will manage our works

We will minimise impacts to the community by:

- Maintaining access to the Waverley RSL, Glendale Street and Montclair Avenue car parks
- Transporting materials from site in covered trucks to minimise dust
- Installing road safety and detour signage
- Maintaining access to homes and businesses
- Monitoring noise, dust and vibration levels
- Turning off equipment when not in use
- Using noise blankets on equipment
- Using water and dust suppressants
- Minimising light spill
- Coordinating disruptions with other construction companies in the area.

Thank you for your patience and cooperation as we progress the delivery of SRL East at Glen Waverley.



To receive SRL East works reminders via **SMS text GLEN WAVERLEY** to **0429 469 592**

[contact@srla.vic.gov.au](mailto:contact@srla.vic.gov.au) | 1800 105 105 (call anytime)  
[suburbanrailloop.vic.gov.au](http://suburbanrailloop.vic.gov.au)



Please contact us if you would like this information in an accessible format.  
If you need assistance due to a hearing or speech impairment, please visit [relayservice.gov.au](http://relayservice.gov.au)



For languages other than  
English please call 9209 0147

如需非英语信息，请拨打  
9209 0147

Για άλλες γλώσσες εκτός από τα  
Αγγλικά καλέστε το 9209 0147

ஆங்கிலம் தவிர்த்த மற்ற மொழிகளுக்குத்  
தயவுசெய்து 9209 0147 என்ற எண்ணை  
அழைக்கவும்