

# 11 PRECINCT 5: CBD NORTH STATION

## 11.1 PROJECT COMPONENTS

The relevant project components of the concept design for this assessment are as follows.

### INFRASTRUCTURE

The station box, located under Swanston Street, between Franklin and La Trobe Streets, would use a mined construction methodology.

Entrances are proposed on the east side of Franklin Street, on the corner of Swanston and La Trobe Streets with an underground connection to Melbourne Central station, excluding 393 Swanston Street.

A plant room is proposed under Franklin Street, between Swanston and Bowen Streets.

### CONSTRUCTION

The Franklin Street road reserve, east of Swanston Street, would be occupied for a construction zone, as well as portions of Franklin Street and A'Beckett Street west of Swanston Street. In addition, a construction zone is proposed on the north-west corner of Swanston Street and Latrobe Street, with associated vehicle access.

### OPERATION

There would be no impact as a result of ongoing operations.

## 11.2 EXISTING CONDITIONS

All trees within Precinct 5 – CBD North Station are street trees managed by the City of Melbourne.

Of note within this precinct is the contrast between the generally more established and quintessential CBD street tree, the London plane, that forms the vegetative spine to Swanston Street, with the relatively recently established plantations of kurrajong (*Brachychiton populneus*) and firewheel tree rows (*Stenocarpus sinuatus*) in the north of the precinct.

These latter plantations reflect the implementation of the City of Melbourne's *Urban Forest Strategy* which seeks a greater diversity of taxa within the urban environment, and an eventual reduction of the monocultures of planes and elms that currently dominate the inner city streetscape.



FIGURE 11-1 PLANE TREES ALONG SWANSTON STREET




FIGURE 11-2 STREET TREES WITHIN THE FRANKLIN STREET ROAD RESERVE

## ASSET VALUES

The asset values for the proposed CBD North station precinct are summarised in Table 11-1.

TABLE 11-1 ASSET/VALUES FOR PRECINCT 5: CBD NORTH STATION

Asset / value	Details
<b>Trees in Swanston Street and A'Beckett Street</b>	A near continuous avenue of plane trees extends along Swanston Street through this precinct, providing a high quality landscape treatment to the central spine of the CBD. A number of juvenile and semi-mature specimens are developing to the west, on the north side of Latrobe Street. The eastern end of A'Beckett Street is planted with a number of well established, semi-mature Plane Trees.
<b>Trees in the Franklin Street road reserve</b>	Franklin Street, between Swanston Street and Victoria Street, contains a large number of recently planted kurrajongs, located in footpath cut outs. Semi-mature spotted gums are located in the central portions of the road reserve at the east and west ends of Franklin Street. A similar treatment of kurrajongs and spotted gums is located on the section of Franklin Street, west of Swanston Street.

No naturally occurring indigenous trees are present in Precinct 5. The ecological values and impacts to trees within this Precinct are contained in Technical Appendix T *Terrestrial Flora and Fauna*.

The root growth of trees assessed within this precinct is well above, and therefore not reliant on, existing groundwater levels, based on a review of the existing conditions described in Technical Appendix O *Groundwater*.

## 11.3 KEY ISSUES

As identified in the risk assessment (Table 6-1), the key issue associated with the Concept Design would be the removal of trees to facilitate construction (AR003). Trees could be replaced at the end of works.

## 11.4 BENEFITS AND OPPORTUNITIES

The benefit is that the siting of the station and mined construction methodology under Swanston Street would significantly limit the requirements to remove trees.

The opportunity relates to the re-establishment of trees in the public realm in accordance with the City of Melbourne's *Urban Forest Strategy*.

## 11.5 IMPACT ASSESSMENT

The following draft EES evaluation objectives and assessment criteria (and indicators where relevant) are relevant to this assessment.

Draft EES evaluation objectives	Assessment criteria
<b>Landscape, visual and recreational value -</b> To avoid or minimise adverse effects on landscape, visual amenity and recreational values as far as practicable.	Assess likely extent and duration of residual adverse effects on landscape values and available measures to manage or offset those effects.  Minimise impacts on valued places, including public open space and recreation reserves.

The proposed mined construction methodology for CBD North station would significantly limit the potential impact to trees within this precinct. Utilising mined rather than cut and cover construction, the station box would not require the removal of trees from Swanston Street (**Risk #AR006**), and entrances on Swanston Street are contained to sites already occupied by built form. At least 20 plane trees from Swanston Street would otherwise require removal.

Anticipated vehicular movements into the construction work site on the north-west corner of Latrobe and Swanston Streets would be likely to require the removal of up to six street trees in this zone. The potential impact of the removal of these trees would be low, limited to potentially two plane trees within Swanston Street and four semi-mature street trees within Latrobe Street, a total of six MLTV trees.

There are three plane trees (MLTV trees) that would require removal from A'Beckett Street, immediately west of Swanston Street, for an area of excavation and provision of a construction area within the road reserve.

Trees would also require removal from the Franklin Street road reserve for a construction work site. The impact of removing these trees would be moderate. While many of these trees are recently planted, juvenile specimens, 18 of the 40 anticipated tree removals in this location are MLTV trees.

In total, across the precinct, 46 trees are potentially impacted by the project, with 24 identified as MLTV trees. All trees that require removal can be replaced as part of rehabilitation of the project area, in accordance with the City of Melbourne's *Urban Forest Strategy*.

The potential for damage to adjacent trees located within the precinct would be significantly reduced by the main construction area being mined, with the greatest threat likely to be high load vehicle access and installation of services to the construction areas, including temporary services above and below ground (**Risks #AR004-005** and **#AR010-012**). The potential impact of these activities could be mitigated by implementing a Tree Protection Plan prepared in accordance with AS4970-2009 *Protection of Trees on Development Sites*. The Tree Protection Plan should address final design plans and construction management plans formulated for the precinct.

The proportion of MLTV trees and ULEs of other trees proposed to be removed within this precinct are summarised in Figure 11-3.

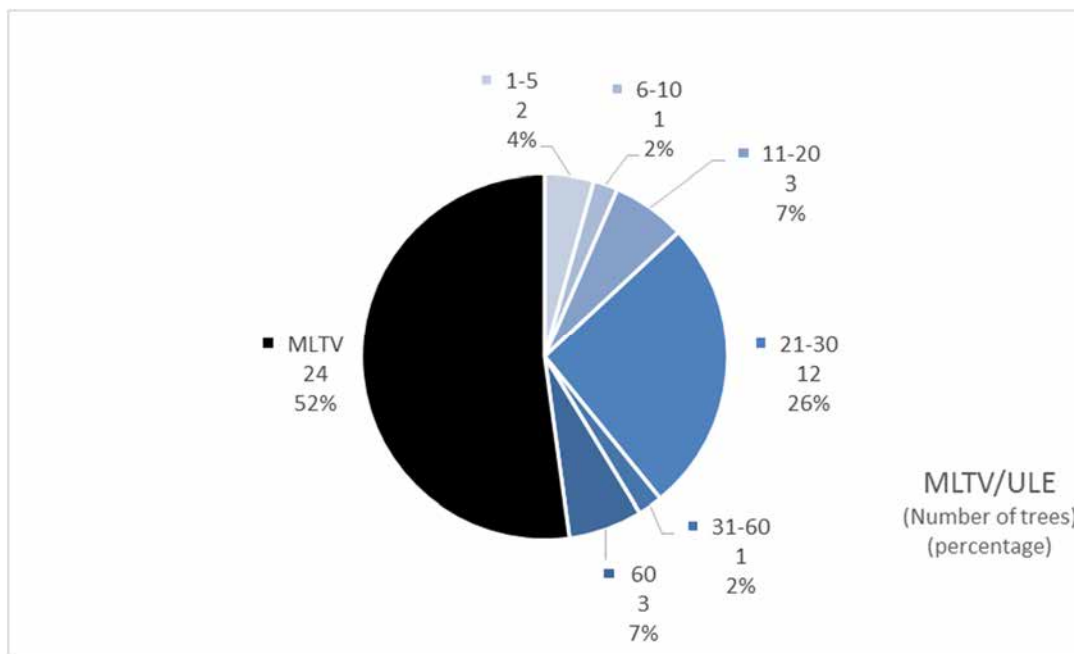


FIGURE 11-3 ULEs OF TREES PROPOSED TO BE REMOVED FROM THE PUBLIC REALM, CBD NORTH



## Duration of Impact

A detailed discussion of the impacts of tree removals during construction, and anticipated timeframes for tree reestablishment are included in Section 7.5. The six to seven year period during construction would have the greatest impact on the urban landscape. As they mature, replanted trees would progressively mitigate impacts and contribute to the landscape and, as an estimate, it is considered that within 20-30 years following planting, a high quality semi-mature canopy can be established for replacement plantings within this precinct.

The project is consistent with the draft EES evaluation objective to avoid or minimise adverse effects on landscape, visual amenity and recreational values as far as practicable as:

- The construction methodology for the mined station box would significantly limit the requirement for tree removals from Swanston Street, a valued Melbourne treed streetscape
- Trees to be removed from the public realm can be replanted to achieve 40 per cent canopy within the precinct consistent with the City of Melbourne's *Urban Forest Strategy*.

## IMPACTED TREES

The following trees have been identified that would require removal, and are shown on the following plan *Precinct 5 CBD North Station AA05.01-AA05.02*.

TABLE 11-2 TREES TO BE REMOVED – CITY OF MELBOURNE

No	Species	Common name	ULE	Age
Trees highlighted grey are semi-mature to over mature trees in the public realm with a ULE > 10years (MLTV Trees)				
CN034	<i>Brachychiton populneus</i>	Kurrajong	31-60	Juvenile
CN035	<i>Brachychiton populneus</i>	Kurrajong	21-30	Juvenile
CN036	<i>Brachychiton populneus</i>	Kurrajong	21-30	Semi-mature
CN037	<i>Brachychiton populneus</i>	Kurrajong	21-30	Juvenile
CN038	<i>Stenocarpus sinuatus</i>	Firewheel Tree	21-30	Juvenile
CN040	<i>Brachychiton populneus</i>	Kurrajong	21-30	Semi-mature
CN041	<i>Brachychiton populneus</i>	Kurrajong	21-30	Juvenile
CN043	<i>Brachychiton populneus</i>	Kurrajong	21-30	Juvenile
CN044	<i>Brachychiton populneus</i>	Kurrajong	21-30	Juvenile
CN045	<i>Brachychiton populneus</i>	Kurrajong	11-20	Juvenile
CN046	<i>Brachychiton populneus</i>	Kurrajong	21-30	Juvenile
CN049	<i>Brachychiton populneus</i>	Kurrajong	11-20	Juvenile
CN050	<i>Brachychiton populneus</i>	Kurrajong	21-30	Semi-mature
CN051	<i>Brachychiton populneus</i>	Kurrajong	21-30	Juvenile
CN052	<i>Brachychiton populneus</i>	Kurrajong	21-30	Juvenile
CN053	<i>Brachychiton populneus</i>	Kurrajong	21-30	Semi-mature
CN054	<i>Brachychiton populneus</i>	Kurrajong	6-10	Juvenile
CN055	<i>Brachychiton populneus</i>	Kurrajong	11-20	Juvenile
CN056	<i>Corymbia maculata</i>	Spotted gum	31-60	Semi-mature
CN057	<i>Corymbia citriodora</i>	Lemon-scented gum	21-30	Semi-mature
CN058	<i>Corymbia maculata</i>	Spotted gum	21-30	Semi-mature
CN059	<i>Corymbia maculata</i>	Spotted gum	21-30	Semi-mature
CN060	<i>Corymbia maculata</i>	Spotted gum	31-60	Semi-mature

No	Species	Common name	ULE	Age
Trees highlighted grey are semi-mature to over mature trees in the public realm with a ULE > 10years (MLTV Trees)				
CN069	<i>Brachychiton populneus</i>	Kurrajong	21-30	Juvenile
CN070	<i>Brachychiton populneus</i>	Kurrajong	21-30	Juvenile
CN071	<i>Brachychiton populneus</i>	Kurrajong	1-5	Juvenile
CN073	<i>Brachychiton acerifolius</i>	Illawarra flame tree	21-30	Juvenile
CN074	<i>Brachychiton populneus</i>	Kurrajong	1-5	Juvenile
CN076	<i>Corymbia maculata</i>	Spotted gum	21-30	Semi-mature
CN077	<i>Corymbia maculata</i>	Spotted gum	21-30	Semi-mature
CN090	<i>Platanus xacerifolia</i>	London plane	21-30	Semi-mature
CN091	<i>Platanus xacerifolia</i>	London plane	21-30	Semi-mature
CN117	<i>Platanus xacerifolia</i>	London plane	21-30	Mature
CN118	<i>Platanus xacerifolia</i>	London plane	21-30	Semi-mature
CN119	<i>Platanus xacerifolia</i>	London plane	11-20	Semi-mature
CN120	<i>Platanus orientalis</i>	Oriental plane	11-20	Semi-mature
CN123	<i>Platanus xacerifolia</i>	London plane	31-60	Semi-mature
CN124	<i>Platanus xacerifolia</i>	London plane	31-60	Semi-mature
CN125	<i>Platanus xacerifolia</i>	London plane	31-60	Semi-mature
CN131	<i>Brachychiton populneus</i>	Kurrajong	60	Juvenile
CN132	<i>Populus aff. yunnanensis</i>	Yunnan poplar	21-30	Semi-mature
CN133	<i>Brachychiton populneus</i>	Kurrajong	60	Semi-mature
CN134	<i>Corymbia maculata</i>	Spotted gum	21-30	Semi-mature
CN135	<i>Corymbia maculata</i>	Spotted gum	21-30	Semi-mature
CN137	<i>Brachychiton populneus</i>	Kurrajong	60	Juvenile
CN138	<i>Brachychiton populneus</i>	Kurrajong	60	Juvenile
Total number of trees				46
Number of MLTV trees				24

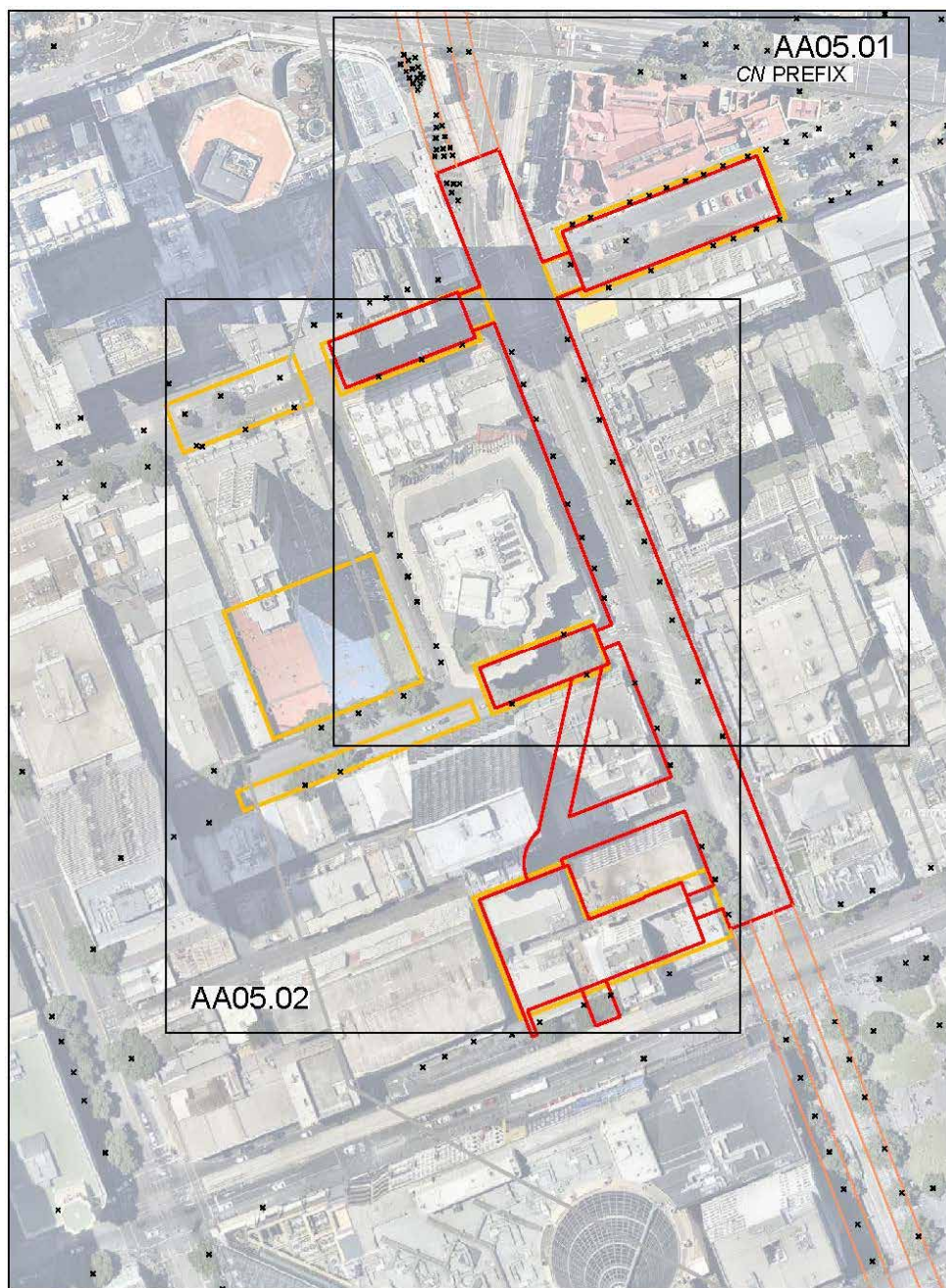
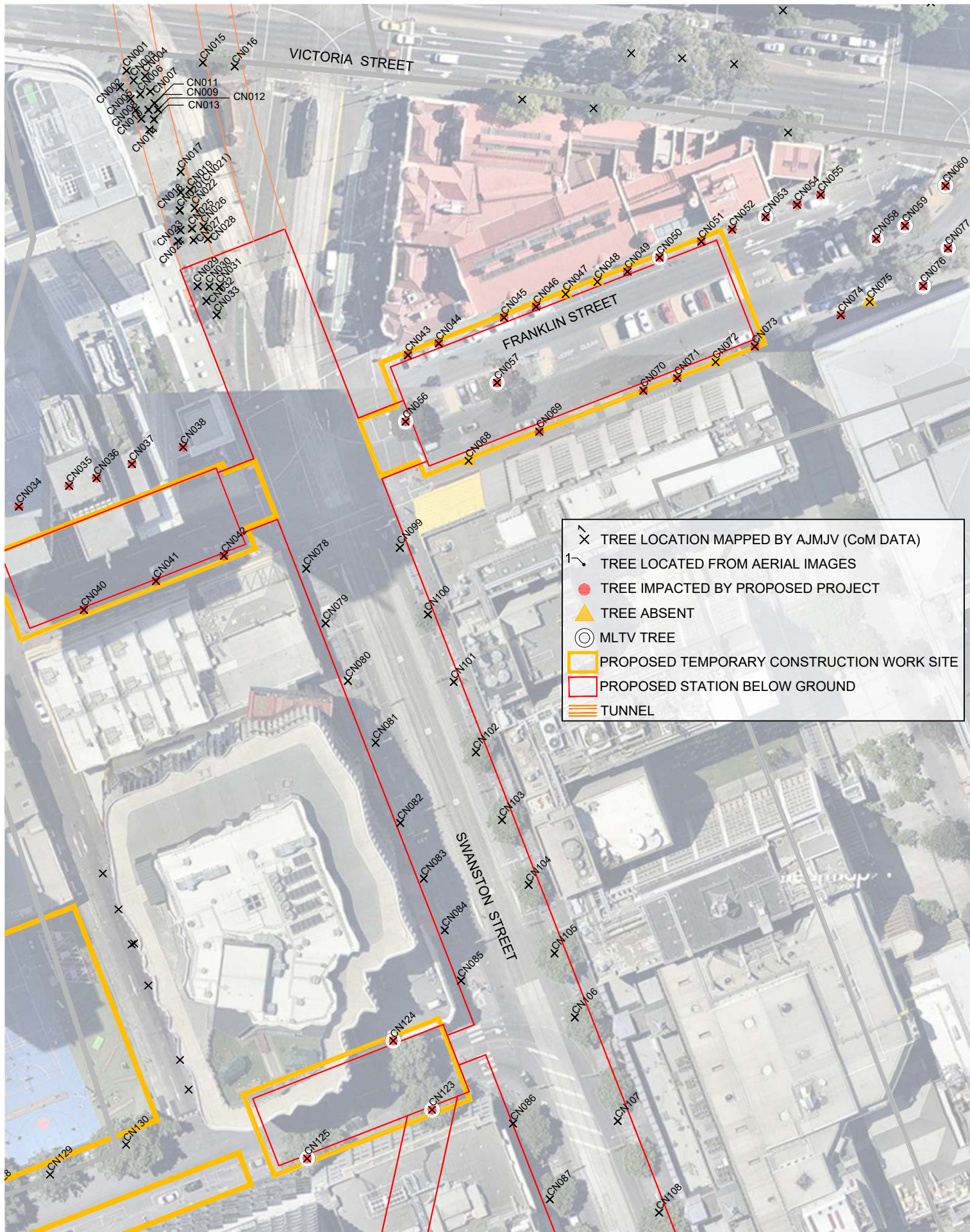


FIGURE 11-4 KEY PLAN – POTENTIALLY IMPACTED TREES, CBD NORTH





- X TREE LOCATION MAPPED BY AJM JV (CoM DATA)
- 1 TREE LOCATED FROM AERIAL IMAGES
- TREE IMPACTED BY PROPOSED PROJECT
- ▲ TREE ABSENT
- ⊙ MLTV TREE
- PROPOSED TEMPORARY CONSTRUCTION WORK SITE
- PROPOSED STATION BELOW GROUND
- TUNNEL



JOHN PATRICK PTY LTD  
324 Victoria Street,  
Richmond, VIC 3121  
T +61 3 9429 4855  
F +61 3 9429 8211  
admin@johnpatrick.com.au  
www.johnpatrick.com.au

CLIENT  
**MELBOURNE METRO**

PROJECT  
**MELBOURNE METRO  
RAIL PROJECT**

**Arboricultural Assessment**

DRAWING  
**Precinct 5 CBD North Station  
CBD North**

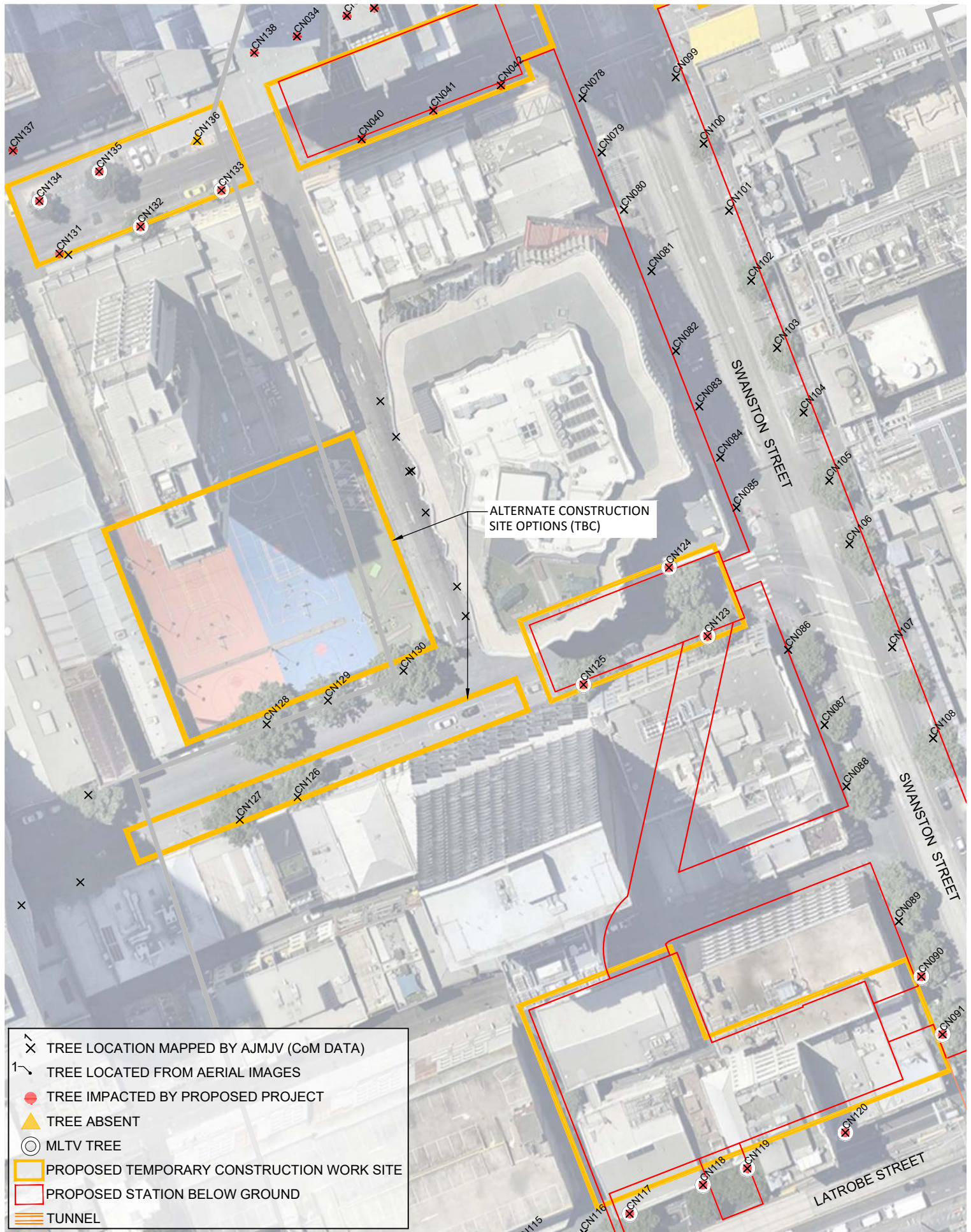


SCALE 1:1000 @A4  
DATE MARCH 2016  
DRAWN MF  
CHECKED SH  
JOB NO 15-280  
DWG NO AA05.01  
CAD FILE 15-280 L-TS01

**COPYRIGHT**  
This drawing must not be copied in whole or in part without the written consent of JOHN PATRICK Pty Ltd.

**PLEASE NOTE**  
The contractor must verify all dimensions on site before commencing any work or preparing any shop drawings.  
Do not scale off drawings.





JOHN PATRICK PTY LTD  
324 Victoria Street,  
Richmond, VIC 3121  
T +61 3 9429 4855  
F +61 3 9429 8211  
admin@johnpatrick.com.au  
www.johnpatrick.com.au

CLIENT  
**MELBOURNE METRO**

PROJECT  
**MELBOURNE METRO  
RAIL PROJECT**

Arboricultural Assessment

DRAWING

**Precinct 5 CBD North Station  
CBD North**



SCALE 1:1000 @A4

DATE MARCH 2016

DRAWN MF

CHECKED SH

JOB NO 15-280

DWG NO AA05.02

CAD FILE 15-280 L-TS01

**COPYRIGHT**  
This drawing must not be  
copied in whole or in part  
without the written consent  
of JOHN PATRICK Pty Ltd.

**PLEASE NOTE**  
The contractor must verify all  
dimensions on site before  
commencing any work or  
preparing any shop drawings.  
Do not scale off drawings.

## 11.6 ENVIRONMENTAL PERFORMANCE REQUIREMENTS

Table 11-4 below provides the recommended Environmental Performance Requirements and proposed mitigation measures for the precinct.

Table 11-3 Environmental Performance Requirements for Precinct

Asset / value	Impact	Environmental Performance Requirements	Proposed mitigation measures	Risk no.
<b>Trees within the public realm, including the Swanston Street, Latrobe Street and Franklin Street road reserves</b>	Removal to allow for construction sites and vehicular access.	Refer to AR1, AR2 and AR3 as contained in Table 7-12.	None	AR003
<b>Trees within the public realm</b>	Damage to trees in the vicinity of construction areas.	Refer to AR4 and AR5 as contained in Table 7-12.	None	AR004 AR005 AR010 AR011 AR012

## 12 PRECINCT 6: CBD SOUTH STATION

### 12.1 PROJECT COMPONENTS

The relevant project components of the concept design for this assessment are as follows.

#### INFRASTRUCTURE

The station box which would be located under Swanston Street between Collins and Flinders Streets, would utilise a mined construction methodology.

A station entrance is proposed, introducing new built form at City Square, with other station entrances at Swanston Street within sites already occupied by buildings.

#### CONSTRUCTION

The City Square is proposed to be occupied for a construction work site, as would the buildings at 13-21 Swanston Street. Vehicular access would be provided to both sites.

#### OPERATION

There would be no impact as a result of ongoing operations.

### 12.2 EXISTING CONDITIONS

All trees within Precinct 6 – CBD South are located as street or plaza (City Square) trees managed by the City of Melbourne. A total of 76 tree locations were assessed within this precinct, with three of these locations vacant, ie a tree was recorded in the City of Melbourne data, but has been removed. The initial assessment included trees to the north of the station precinct for the CBD temporary construction shaft, which is no longer part of the concept design.

Of particular note within the precinct is the predominance of the London plane, forming developing avenues along Swanston Street. Except for individual specimens of elm located on the north side of the City Square and a single lilly plilly (*Syzygium smithii*), the only other notable taxon within this precinct is the spotted gum located within City Square.





FIGURE 12-1 PLANE TREES ALONG SWANSTON STREET, BETWEEN FLINDERS STREET AND FLINDERS LANE



FIGURE 12-2 ELM ON NORTH SIDE OF CITY SQUARE



## ASSET VALUES

The asset values for the CBD South station precinct are summarised in Table 12-1.

TABLE 12-1 ASSET/VALUES FOR PRECINCT 6: CBD SOUTH STATION

Asset / value	Details
<b>Trees in Swanston Street</b>	A near continuous avenue of plane trees extends along Swanston Street through this precinct, providing a quality landscape treatment to the central spine of the CBD. A double avenue has been created to the western side of the City Square.
<b>Trees in the City Square</b>	A large elm is located at the northern side of the City Square. It was transplanted to this location as part of the previous design developed in the 1970s. The central portion of the square features semi-mature spotted gums.

No naturally occurring indigenous trees are present within Precinct 5. The ecological values and impacts to trees within this Precinct are contained in Technical Appendix T *Terrestrial Flora and Fauna*.

The root growth of trees assessed within this precinct is well above, and therefore not reliant on, existing groundwater levels, based on a review of the existing conditions described in Technical Appendix O *Groundwater*.

## 12.3 KEY ISSUES

As identified in the risk assessment (Table 6-1), the key issues associated with the Concept Design are listed in Table 12-2.

TABLE 12-2 KEY ISSUES ASSOCIATED WITH CONCEPT DESIGN

Concept Design	Issue	Risk no.
<b>Located under Swanston Street, between Collins and Flinders Streets.</b>	Removal of trees from City Square for the CBD South construction zone, and anticipated removal of trees to the west side of Swanston Street (13-21) for construction vehicle access. Trees can be replaced after construction of CBD South has completed.	AR003
<b>Collins Street entrance at City Square</b>	Removal of trees to facilitate construction and the form of the station entry.	AR003

## 12.4 BENEFITS AND OPPORTUNITIES

The benefit is that the siting of the station under Swanston Street significantly limits the requirements for removal of trees. The opportunity relates to the re-establishment of trees in the public realm in accordance with the City of Melbourne's *Urban Forest Strategy*.

## 12.5 IMPACT ASSESSMENT

The following draft EES evaluation objectives and assessment criteria (and indicators where relevant) are relevant to this assessment.

Draft EES evaluation objectives	Assessment criteria
<b>Landscape, visual and recreational value</b> - To avoid or minimise adverse effects on landscape,	Assess likely extent and duration of residual adverse effects on landscape values and available measures to manage or offset

Draft EES evaluation objectives	Assessment criteria
visual amenity and recreational values as far as practicable.	those effects.
	Minimise impacts on valued places, including public open space and recreation reserves.

The proposed mined construction methodology for CBD South station would significantly limit the potential impact to trees in this precinct (**Risk #AR006**). By utilising mined construction rather than top down construction, the station box would not require the removal of trees from Swanston Street. The primary impact to trees would be removal of 15 trees, including 12 MLTV trees, from the City Square for the proposed construction work site (all trees from the square) (**Risk #AR003**). While it is assumed the eastern-most of the two rows of plane trees on the west side of City Square would require removal, there may be scope for retention and protection of these trees at the detailed design stage.

Anticipated vehicular movements into the construction work sites on the west side of Swanston Street would likely require the removal of up to five street trees (**Risk #AR003**). The overall impact of the removal of trees from the precinct would be low and be predominantly contained to the City Square area. The broad-scale removal of trees from the Swanston Street avenue, would be avoided. Removed trees could be readily replaced as part of rehabilitation of the project area, in accordance with the City of Melbourne's *Urban Forest Strategy*.

The potential for damage to adjacent trees located within the precinct would be significantly reduced by the main construction area being mined, with the greatest threat likely to be high load vehicle access (**Risk #AR010** and **#AR011**) and installation of services to the construction areas, including temporary services above and below ground (**Risk #AR004** and **#AR012**). The potential impact of these activities can be mitigated by implementing a Tree Protection Plan prepared in accordance with AS4970-2009 *Protection of Trees on Development Sites*. The Tree Protection Plan should address final design plans and construction management plans formulated for the precinct.

The proportion of MLTV trees and ULEs of other trees proposed to be removed within this precinct are summarised in Figure 12-3.

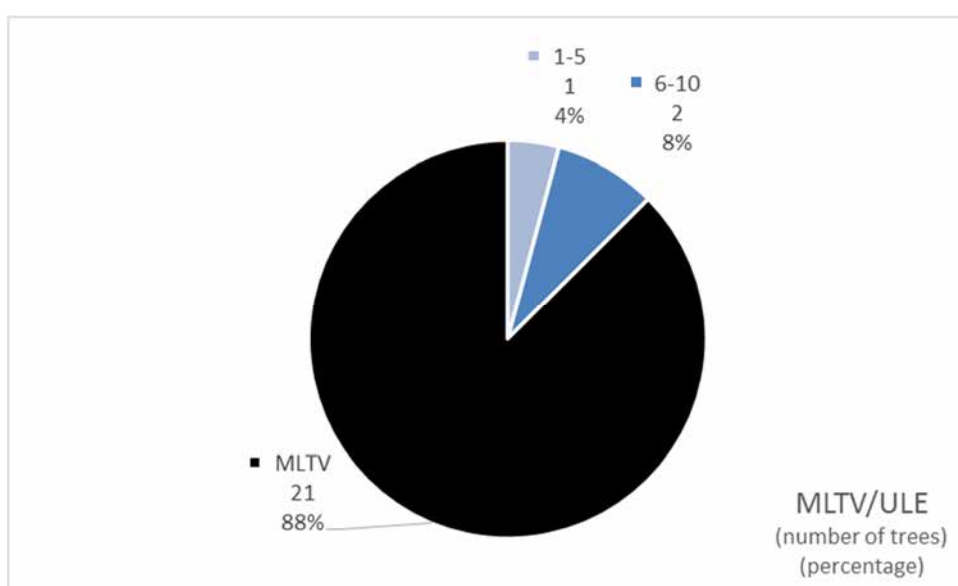


FIGURE 12-3 ULEs OF TREES PROPOSED TO BE REMOVED FROM THE PUBLIC REALM, CBD SOUTH

## Duration of Impact

A detailed discussion of the potential impacts of tree removals during construction, and anticipated timeframes for tree reestablishment are included in Section 7.5. The six to seven year period during construction would have the greatest potential impact on the urban landscape. As they mature, replanted trees would progressively mitigate impacts and contribute to the landscape and, as an estimate, it is considered that within 20-30 years following planting, a high quality semi-mature canopy can be established for replacement plantings within this precinct, especially within City Square where the loss of trees within this precinct is greatest.

The project is consistent with the draft EES evaluation objective to avoid or minimise adverse effects on landscape, visual amenity and recreational values as far as practicable as:

- The construction methodology for the mined station box would limit the requirement for tree removals from Swanston Street, a valued Melbourne streetscape
- Trees to be removed from the public realm can be replanted to achieve 40 per cent canopy cover within the precinct consistent with the City of Melbourne's *Urban Forest Strategy*.

## IMPACTED TREES

The following trees have been identified that would require removal, and are shown on the following plan *Precinct 6 CBD South Station AA06.01*.

Table 12-3 Trees to be removed – CITY OF MELBOURNE

No	Species	Common name	ULE	Age
Trees highlighted grey are semi-mature to over mature trees in the public realm with a ULE > 10years (MLTV Trees)				
CS025	<i>Platanus orientalis</i>	Cyprian plane	1-5	Juvenile
CS026	<i>Ulmus</i> sp.	Elm	6-10	Mature
CS027	<i>Platanus xacerifolia</i>	London plane	21-30	Semi-mature
CS028	<i>Corymbia maculata</i>	Spotted gum	21-30	Semi-mature
CS032	<i>Corymbia maculata</i>	Spotted gum	31-60	Semi-mature
CS033	<i>Corymbia maculata</i>	Spotted gum	31-60	Semi-mature
CS034	<i>Corymbia maculata</i>	Spotted gum	6-10	Semi-mature
CS039	<i>Platanus xacerifolia</i>	London plane	21-30	Semi-mature
CS040	<i>Platanus xacerifolia</i>	London plane	21-30	Semi-mature
CS047	<i>Platanus xacerifolia</i>	London plane	11-20	Semi-mature
CS048	<i>Platanus xacerifolia</i>	London plane	21-30	Semi-mature
CS049	<i>Platanus xacerifolia</i>	London plane	11-20	Semi-mature
CS061	<i>Platanus xacerifolia</i>	London plane	11-20	Semi-mature
CS062	<i>Platanus xacerifolia</i>	London plane	21-30	Semi-mature
CS063	<i>Platanus xacerifolia</i>	London plane	11-20	Semi-mature
CS064	<i>Platanus xacerifolia</i>	London plane	21-30	Semi-mature
CS065	<i>Platanus xacerifolia</i>	London plane	21-30	Semi-mature
CS066	<i>Platanus xacerifolia</i>	London plane	21-30	Semi-mature
CS067	<i>Platanus xacerifolia</i>	London plane	21-30	Mature
CS068	<i>Platanus xacerifolia</i>	London lane	21-30	Semi-mature
CS077	<i>Corymbia maculata</i>	Spotted gum	31-60	Semi-mature
CS078	<i>Corymbia maculate</i>	Spotted gum	11-20	Semi-mature

No	Species	Common name	ULE	Age
Trees highlighted grey are semi-mature to over mature trees in the public realm with a ULE > 10years (MLTV Trees)				
CS079	<i>Corymbia maculate</i>	Spotted gum	31-60	Semi-mature
CS080	<i>Corymbia maculata</i>	Spotted gum	31-60	Semi-mature
Total number of trees				24
Number of MLTV trees				21

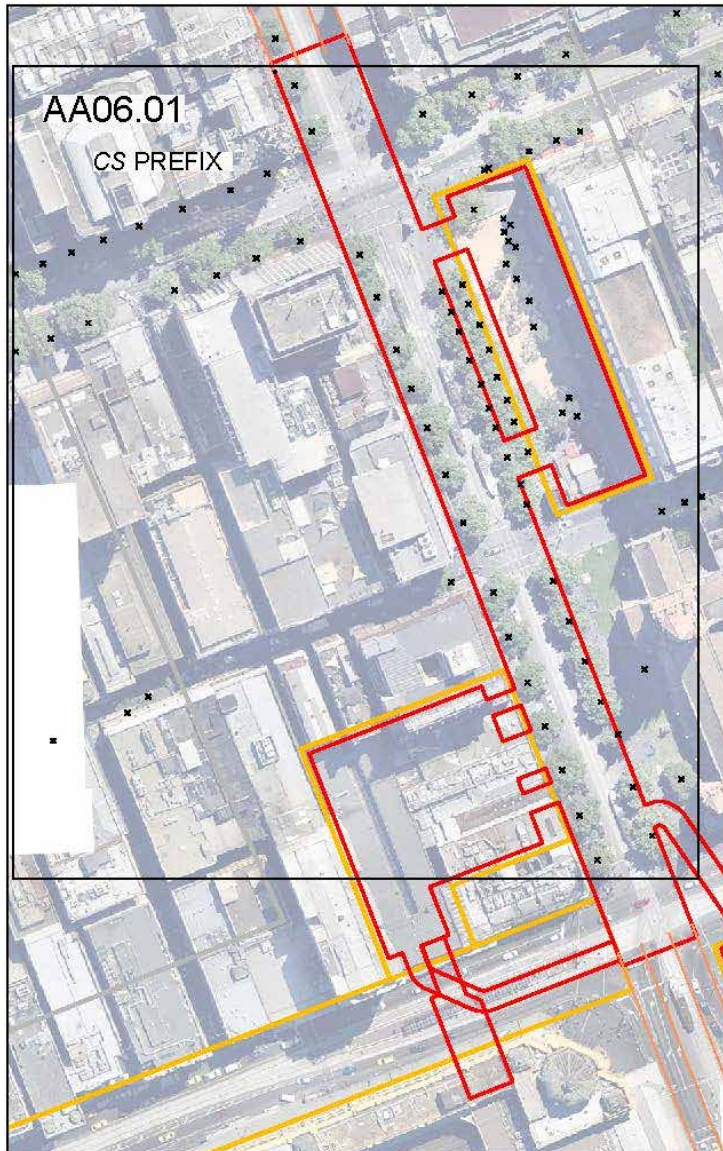


FIGURE 12-4 KEY PLAN – POTENTIALLY IMPACTED TREES, CBD SOUTH





JOHN PATRICK PTY LTD  
324 Victoria Street,  
Richmond, VIC 3121  
T +61 3 9429 4855  
F +61 3 9429 8211  
admin@johnpatrick.com.au  
www.johnpatrick.com.au

CLIENT  
**MELBOURNE METRO**

PROJECT  
**MELBOURNE METRO  
RAIL PROJECT**

**Arboricultural Assessment**

DRAWING

**Precinct 6 CBD South Station  
CBD South**



SCALE 1:1000 @A4

DATE MARCH 2016

DRAWN MF

CHECKED SH

JOB NO 15-280

DWG NO AA06.01

CAD FILE 15-280 L-TS01

**COPYRIGHT**  
This drawing must not be  
copied in whole or in part  
without the written consent  
of JOHN PATRICK Pty Ltd.

**PLEASE NOTE**  
The contractor must verify all  
dimensions on site before  
commencing any work or  
preparing any shop drawings.  
Do not scale off drawings.

## 12.6 ENVIRONMENTAL PERFORMANCE REQUIREMENTS

Table 12-5 below provides the recommended Environmental Performance Requirements and proposed mitigation measures for the precinct.

Table 12-4 Environmental Performance Requirements for Precinct

Asset / value	Impact	Environmental Performance Requirements	Proposed mitigation measures	Risk no.
<b>Trees within the public realm, including Swanston Street and the City Square</b>	Removal to allow for construction work sites and vehicular access.	Refer to AR1, AR2 and AR3 as contained in Table 7-12.	Investigate retention of the row of plane trees closest to the west side of City Square to further limit tree removals from the precinct.	AR003
<b>Trees within the public realm</b>	Damage to trees in the vicinity of construction area.	Refer to AR4 and AR5 as contained in Table 7-12.	None	AR004 AR010 AR011 AR012

## 13 PRECINCT 7: DOMAIN STATION

### 13.1 PROJECT COMPONENTS

The relevant project components of the concept design for this assessment are as follows.

#### INFRASTRUCTURE

##### Located under St Kilda Road, adjacent to Albert Road

The station box would occupy an area below the road reserve from south of Park Street, running centrally down St Kilda Road, terminating beyond the intersection of Bowen Crescent. Station entries would be located on the east side of St Kilda Road within the Shrine of Remembrance Reserve, and to the west in the Albert Road Reserve.

#### CONSTRUCTION

An extensive construction work site would be associated with Domain station near the intersection of Dorcas Street in the north to Toorak Road in the south. The construction zone would extend across the east side of St Kilda Road into the Shrine of Remembrance Reserve, as well as The Albert Road Reserve to the west and the central median of Albert Road.

An additional construction work site is proposed within the Edmund Herring Oval with vehicular access to Domain Road proposed through the southern Shrine of Remembrance avenue, to the south west of the oval, and into the east of the oval from Dallas Brooks Drive.

The Domain Road tram route would be temporarily relocated to Toorak Road West, with a new stop proposed to the immediate north of the triangular shaped Toorak and St Kilda Road Reserve.

#### OPERATION

There would be no impact as a result of ongoing operations.

### 13.2 EXISTING CONDITIONS

Trees associated with Precinct 7: Domain Station consist of several distinct plantations assessed as part of Domain south, St Kilda Road, City of Port Phillip and Edmund Herring Oval.

The plantations include:

- Trees within the St Kilda Road road reserve comprising elms in the outer rows, and plane trees located within the central medians dividing the central and outside traffic lanes. Trees on the east side of St Kilda Road are managed by the City of Melbourne; those on the west side by the City of Port Phillip
- Trees within the Albert Road Reserve VHR H1374, predominantly elms, to the west side of St Kilda Road, managed by the City of Port Phillip
- Trees in the south-west corner of the Shrine of Remembrance Reserve, located within the VHR place Shrine of Remembrance, VHR H848. Trees, including those associated with memorials, are specifically described in the statement of significance for the place
- Trees around the periphery of Edmund Herring Oval, included within the VHR place Domain Parklands, VHR H2304. Avenues, rows and specimen trees through the parklands are a fundamental component of, and described in, the



statement of significance for the place. Trees on the west side of the oval are included in the south-eastern corner of the Shrine of Remembrance Reserve (VHR H848)

- Trees within the triangular shaped Toorak and St Kilda Road reserve, most notably mature Moreton Bay figs as well as recently planted juvenile specimens.



FIGURE 13-1 TREES IN THE NORTH EAST OF THE PRECINCT WITHIN ST KILDA ROAD (LEFT) AND SHRINE RESERVE (RIGHT)





FIGURE 13-2 TREES ON NORTH SIDE OF EDMUND HERRING OVAL



FIGURE 13-3 TREES WITHIN ST KILDA ROAD, SOUTH OF DOMAIN ROAD

## ASSET VALUES

The asset values for the Domain station precinct are summarised in Table 13-1.

TABLE 13-1 ASSET/VALUES FOR PRECINCT 7: DOMAIN STATION

Asset / value	Details
<b>Trees in St Kilda Road</b>	St Kilda Road is planted as a double avenue, with elms in the outer row flanking the roadway, and an inner avenue of plane trees in medians dividing the vehicle running lanes. The elms are of late 19th century / early 20th century origin, and the planes were planted c.1960. The double avenue is of very high value within the landscape.
<b>Trees in Albert Road Reserve and Albert Road</b>	To the west side of St Kilda Road, Albert Road Reserve is a VHR listed place, VHR H1374. The mature elms planted within the reserve are a fundamental component of the registered area. Other mature elms are located to the north and south in the splayed Albert Road road reserve, with more recent plantings of Chinese elm ( <i>Ulmus parvifolia</i> ) in the central portion of Albert Road, west of the reserve.
<b>Trees in the Shrine of Remembrance Reserve</b>	Planted as an extensive parkland setting to the Shrine of Remembrance, trees in the Shrine of Remembrance Reserve are a component of the VHR listed place VHR H848. There is significant variation in the species and age of trees within the reserve, planted as individual specimens or small groups. Many of the trees feature commemorative plaques. The large number of juvenile trees through the Shrine of Remembrance Reserve reflect the implementation of a recent landscape master plan.
<b>Trees around Edmund Herring Oval</b>	Edmund Herring Oval is a component of the VHR listed place Domain Parklands VHR H2304. Avenues, rows and specimen trees through the parklands are a fundamental component of, and described in, the statement of significance for the place. Trees on the west side of the oval are included in the south-eastern corner of the Shrine of Remembrance Reserve (VHR H848).  A significant row of mature elms forms the southern boundary to Domain Road, with a large number of juvenile Queensland kauri ( <i>Agathis robusta</i> ) planted on the east side of the oval. Trees in the parkland to the north are physically separated by a substantial retaining wall to the edge of the oval.
<b>Trees within Toorak and St Kilda Road Reserve</b>	The notable specimens in the triangular-shaped reserve at the end of Toorak Road are large Moreton Bay figs, with a number of recently planted, juvenile Port Jackson figs ( <i>Ficus rubiginosa</i> ) and Queensland kauri.

No naturally occurring indigenous trees are present in Precinct 7. The ecological values and impacts to trees within this Precinct are contained in Technical Appendix T *Terrestrial Flora and Fauna*.

The cultural heritage values of trees and landscape within Precinct 7, and potential impacts, are contained in Technical Appendix J *Historical Cultural Heritage*.

The root growth of trees assessed within this precinct is well above and therefore not reliant on existing groundwater levels, based on a review of the existing conditions described in Technical Appendix O *Groundwater*.

### 13.3 KEY ISSUES

The key issue associated with the Concept Design is the removal of substantial numbers of trees from the public realm, including three places included on the VHR (**Risk #AR001**).

## 13.4 BENEFITS AND OPPORTUNITIES

There are no benefits associated with the concept design from an arboricultural perspective however there is an opportunity to:

- Re-establish trees in the public realm in accordance with the City of Melbourne's *Urban Forest Strategy* and City of Port Phillip *Greening Port Phillip* document
- Develop an integrated response with the City of Melbourne and City of Port Phillip for a long-term, coordinated planting strategy for St Kilda Road.

## 13.5 IMPACT ASSESSMENT

The following draft EES evaluation objectives and assessment criteria (and indicators where relevant) are relevant to this assessment.

Draft EES evaluation objectives	Assessment criteria
<b>Landscape, visual and recreational value</b> - To avoid or minimise adverse effects on landscape, visual amenity and recreational values as far as practicable.	Assess likely extent and duration of residual adverse effects on landscape values and available measures to manage or offset those effects.
	Minimise impacts on valued places, including public open space and recreation reserves.

The construction of Domain station, its associated construction work sites and required traffic diversions would entail the removal of a significant number of trees from the public realm, most notably from the St Kilda Road road reserve and the concept design. All trees within the proposed St Kilda Road construction zone central median (plane trees) are anticipated to require removal for staged traffic diversions and provide construction access (**Risk #AR001**).

Trees in the central median of Albert Road, south of Albert Road Reserve, would require removal as part of the construction zone. Removal of trees from an approximate 700 m section of St Kilda Road, as well as the associated removals from the Albert Road Reserve, and to a lesser extent the Shrine Reserve, would have a significant impact on this section of St Kilda Road, creating a large, albeit temporary, gap in a prominent Melbourne boulevard.

Two trees on the southern boundary of the Edmund Herring Oval (within the Shrine of Remembrance Reserve) would require removal to provide construction vehicle access, with an additional three juvenile Queensland kauri (**Risk #AR003**) requiring removal for vehicle access to the east, from Dallas Brook's Drive. Traffic diversions, including realignment of tram tracks from Toorak Road West northwards to the station construction zone are anticipated to require the removal of all trees within the central median of St Kilda Road (plane trees).

In the south of the precinct, five trees, including three substantial Moreton Bay figs are anticipated to be impacted by the construction of a new tram stop to the immediate north of Toorak and St Kilda Road Reserve as part of tram realignment works from Domain Road to Toorak Road (**Risk #AR003**). The superstop and changes to the road functional layout within St Kilda Road, south of Toorak Road, would require the removal of an additional 12 Plane trees from the central avenue, all identified as MLTV trees.

In total, 223 trees within this precinct are anticipated to require removal, with 134 identified as MLTV trees.

Mitigation measures should primarily be focussed on re-establishing tree canopy coverage in accordance with the City of Melbourne's *Urban Forest Strategy* and *Greening Port Phillip*, an *Urban Forest Approach* guidelines as part of the project delivery.



There is limited scope to reduce the requirement for MLTV tree removals from the Shrine of Remembrance Reserve (west of the Edmund Herring Oval) by utilising the east side of the Oval to Dallas Brook's Drive for construction vehicle access. The removal of the juvenile trees in this location would have a significantly lower impact, and these trees can be readily replaced with new specimens, compared to removal of the large elms that would otherwise occur on the south side of Shrine of Remembrance Reserve.

As well as tree removals, there would be the potential for damage to adjacent trees located to the periphery of construction areas by soil compaction, craning of building materials or high load access as well as by installation of services to the construction area, including temporary services above and below ground (**Risks #AR004-005** and **#AR007-012**). The potential impact of these activities can be substantially mitigated by implementing a Tree Protection Plan prepared in accordance with AS4970-2009 *Protection of Trees on Development Sites*. The Tree Protection Plan should address final design plans and construction management plans formulated for the precinct.

The proportion of MLTV trees and ULEs of other trees proposed to be removed within this precinct are summarised in Figure 13-4.

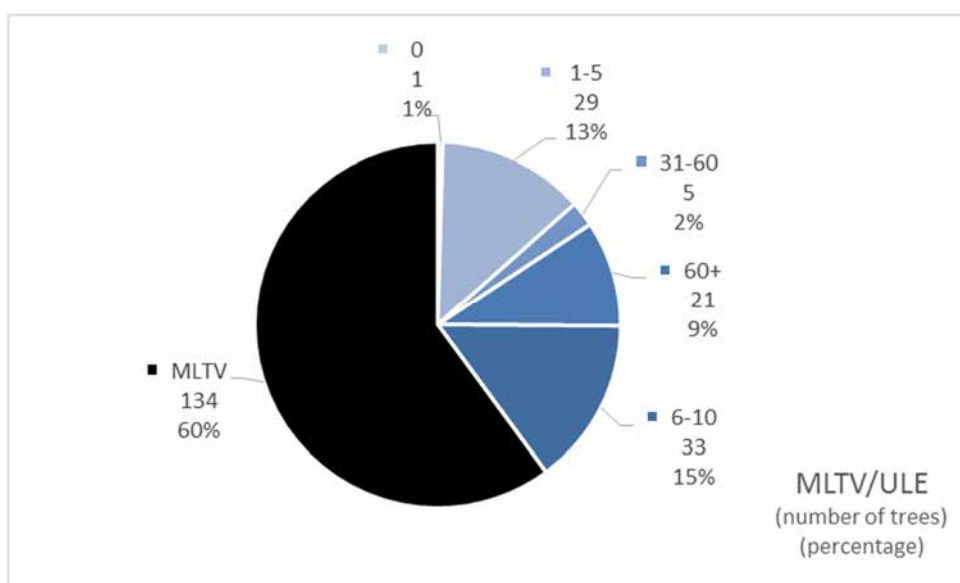


FIGURE 13-4 ULEs OF TREES PROPOSED TO BE REMOVED FROM THE PUBLIC REALM, DOMAIN STATION

### Duration of Impact

A detailed discussion of the impacts of tree removals during the period of project construction, and anticipated timeframes for tree reestablishment are included in Section 7.5. The six to seven year period during construction would have the greatest impact on the urban landscape and this is especially notable within the precinct because of the extent of tree removals from the established St Kilda Road avenue plantation. As they mature, replanted trees would progressively mitigate impacts and contribute to the landscape and, as an estimate, it is considered that within 20-30 years following planting, a high quality semi-mature canopy can be established.

A tram super-stop is proposed within the central portion of St Kilda Road on the south side of the Domain Road intersection, above the station box. It may not be possible to re-establish all of the current specimens within the central section of plane trees at this location to accommodate the form of the stop and station surface infrastructure, specifically eight trees within the City of Melbourne (DK047-DK054) and four trees within the City of Port Phillip (PH165-PH168). However changes to the road functional layout and tram infrastructure to St Kilda Road, north of Domain Road, allows for the planting of replacement trees in the existing gap in the bend of St Kilda Road. There is not anticipated to be a net loss of canopy coverage within this precinct over the long-term.

The project is consistent with the draft EES evaluation objective to avoid or minimise adverse effects on landscape, visual amenity and recreational values as far as practicable as:

- Trees to be removed from the public realm can be replaced to achieve increased canopy cover within the precinct consistent with the City of Melbourne's *Urban Forest Strategy*
- Trees on the periphery of construction areas can be managed and protected by a Tree Protection Plan prepared in accordance with AS4970-2009 *Protection of Trees on Development Sites*
- Alternative access to the construction site at Edmund Herring Oval can be investigated to limit tree removal impacts.

## IMPACTED TREES

The following trees have been identified that would require removal located within the City of Melbourne, and are shown on the following plans *Precinct 7 Domain Station AA07.01-AA07.05*.

TABLE 13-2 TREES TO BE REMOVED – CITY OF MELBOURNE

No	Species	Common name	ULE	Age
Trees highlighted grey are semi-mature to over mature trees in the public realm with a ULE > 10years (MLTV Trees)				
DK001	<i>Ulmus</i> sp.	Elm	1-5	Semi-mature
DK002	<i>Ulmus</i> sp.	Elm	6-10	Mature
DK003	<i>Ulmus</i> sp.	Elm	1-5	Mature
DK004	<i>Ulmus</i> sp.	Elm	1-5	Mature
DK005	<i>Ulmus</i> sp.	Elm	1-5	Mature
DK006	<i>Ulmus</i> sp.	Elm	1-5	Mature
DK007	<i>Ulmus</i> sp.	Elm	6-10	Mature
DK008	<i>Ulmus</i> sp.	Elm	1-5	Mature
DK009	<i>Ulmus</i> sp.	Elm	6-10	Mature
DK010	<i>Ulmus</i> sp.	Elm	6-10	Mature
DK011	<i>Ulmus</i> sp.	Elm	1-5	Mature
DK012	<i>Ulmus</i> sp.	Elm	6-10	Over mature
DK013	<i>Ulmus</i> sp.	Elm	6-10	Over mature
DK014	<i>Ulmus</i> sp.	Elm	6-10	Over mature
DK015	<i>Ulmus</i> sp.	Elm	6-10	Mature
DK016	<i>Ulmus</i> sp.	Elm	6-10	Mature
DK017	<i>Ulmus</i> sp.	Elm	6-10	Mature
DK018	<i>Ulmus</i> sp.	Elm	11-20	Mature
DK019	<i>Ulmus</i> sp.	Elm	11-20	Mature
DK020	<i>Ulmus</i> sp.	Elm	6-10	Mature
DK021	<i>Ulmus</i> sp.	Elm	6-10	Mature
DK022	<i>Ulmus</i> sp.	Elm	1-5	Mature
DK023	<i>Ulmus</i> sp.	Elm	1-5	Mature
DK024	<i>Ulmus</i> sp.	Elm	6-10	Mature
DK025	<i>Populus xcanadensis</i>	Grey poplar	6-10	Mature
DK026	<i>Ulmus</i> sp.	Elm	60+	Juvenile
DK027	<i>Ulmus</i> sp.	Elm	60+	Juvenile
DK028	<i>Ulmus</i> sp.	Elm	60+	Juvenile
DK029	<i>Ulmus</i> sp.	Elm	1-5	Mature

No	Species	Common name	ULE	Age
Trees highlighted grey are semi-mature to over mature trees in the public realm with a ULE > 10years (MLTV Trees)				
DK030	<i>Ulmus</i> sp.	Elm	11-20	Mature
DK031	<i>Ulmus</i> sp.	Elm	11-20	Mature
DK032	<i>Ulmus</i> sp.	Elm	11-20	Mature
DK033	<i>Ulmus procera</i>	English elm	60+	Juvenile
DK034	<i>Ulmus</i> sp.	Elm	11-20	Mature
DK035	<i>Ulmus</i> sp.	Elm	6-10	Mature
DK047	<i>Platanus xacerifolia</i>	London plane	60+	Juvenile
DK048	<i>Platanus xacerifolia</i>	London plane	60+	Juvenile
DK049	<i>Platanus xacerifolia</i>	London plane	60+	Juvenile
DK050	<i>Platanus xacerifolia</i>	London plane	21-30	Semi-mature
DK051	<i>Platanus xacerifolia</i>	London plane	21-30	Mature
DK052	<i>Platanus xacerifolia</i>	London plane	21-30	Semi-mature
DK053	<i>Platanus xacerifolia</i>	London plane	21-30	Mature
DK054	<i>Platanus xacerifolia</i>	London plane	21-30	Mature
DK055	<i>Platanus xacerifolia</i>	London plane	21-30	Mature
DK056	<i>Platanus xacerifolia</i>	London plane	21-30	Semi-mature
DK057	<i>Platanus xacerifolia</i>	London plane	21-30	Mature
DK058	<i>Platanus xacerifolia</i>	London plane	21-30	Mature
DK059	<i>Platanus xacerifolia</i>	London plane	21-30	Mature
DK060	<i>Platanus xacerifolia</i>	London plane	21-30	Mature
DK061	<i>Platanus xacerifolia</i>	London plane	21-30	Mature
DK062	<i>Platanus xacerifolia</i>	London plane	21-30	Mature
DK063	<i>Platanus xacerifolia</i>	London plane	21-30	Semi-mature
DK064	<i>Platanus xacerifolia</i>	London plane	21-30	Semi-mature
DK065	<i>Platanus xacerifolia</i>	London plane	21-30	Semi-mature
DK066	<i>Platanus xacerifolia</i>	London plane	21-30	Semi-mature
DK067	<i>Platanus xacerifolia</i>	London plane	21-30	Mature
DK071	<i>Platanus xacerifolia</i>	London Plane	21-30	Semi-Mature
DK072	<i>Ulmus</i> sp.	Elm	6-10	Juvenile
DK073	<i>Ulmus</i> sp.	Elm	6-10	Mature
DK078	<i>Ficus macrophylla</i>	Moreton Bay fig	31-60	Mature
DK085	<i>Ficus macrophylla</i>	Moreton Bay fig	31-60	Mature
DK086	<i>Ficus macrophylla</i>	Moreton Bay fig	1-5	Semi-mature
DK087	<i>Platanus xacerifolia</i>	London Plane	21-30	Mature
DK088	<i>Platanus xacerifolia</i>	London Plane	21-30	Semi-Mature
DK089	<i>Platanus xacerifolia</i>	London Plane	31-60	Semi-Mature
DK090	<i>Platanus xacerifolia</i>	London Plane	31-60	Mature
DS020	<i>Platanus xacerifolia</i>	London plane	21-30	Mature
DS021	<i>Platanus xacerifolia</i>	London plane	11-20	Mature
DS022	<i>Platanus xacerifolia</i>	London plane	21-30	Mature
DS023	<i>Platanus xacerifolia</i>	London plane	11-20	Mature
DS024	<i>Platanus xacerifolia</i>	London plane	21-30	Mature



No	Species	Common name	ULE	Age
Trees highlighted grey are semi-mature to over mature trees in the public realm with a ULE > 10years (MLTV Trees)				
DS025	<i>Platanus xacerifolia</i>	London plane	21-30	Mature
DS026	<i>Platanus xacerifolia</i>	London plane	11-20	Mature
DS027	<i>Platanus xacerifolia</i>	London plane	21-30	Mature
DS028	<i>Platanus xacerifolia</i>	London plane	11-20	Mature
DS029	<i>Platanus xacerifolia</i>	London plane	60+	Juvenile
DS030	<i>Platanus xacerifolia</i>	London plane	60+	Juvenile
DS035	<i>Ulmus</i> sp.	Elm	21-30	Semi-mature
DS036	<i>Ulmus</i> sp.	Elm	31-60	Semi-mature
DS038	<i>Ulmus</i> sp.	Elm	1-5	Mature
DS039	<i>Ulmus</i> sp.	Elm	1-5	Mature
DS040	<i>Ulmus</i> sp.	Elm	1-5	Mature
DS041	<i>Ulmus</i> sp.	Elm	11-20	Semi-mature
DS042	<i>Ulmus</i> sp.	Elm	11-20	Mature
DS044	<i>Ulmus</i> sp.	Elm	6-10	Mature
DS045	<i>Ulmus</i> sp.	Elm	1-5	Mature
DS046	<i>Ulmus</i> sp.	Elm	11-20	Mature
DS047	<i>Ulmus</i> sp.	Elm	21-30	Semi-mature
DS048	<i>Ulmus</i> sp.	Elm	21-30	Semi-mature
DS049	<i>Ulmus</i> sp.	Elm	11-20	Semi-mature
DS101	<i>Ficus rubiginosa</i>	Port Jackson fig	60+	Juvenile
DS104	<i>Jacaranda mimosifolia</i>	Jacaranda	60+	Juvenile
DS105	<i>Jacaranda mimosifolia</i>	Jacaranda	60+	Juvenile
DS106	<i>Ficus rubiginosa</i>	Port Jackson fig	60+	Juvenile
DS107	<i>Ficus rubiginosa</i>	Port Jackson fig	60+	Juvenile
DS108	<i>Ficus rubiginosa</i>	Port Jackson fig	60+	Juvenile
DS109	<i>Ulmus procera</i>	English elm	21-30	Mature
DS146	<i>Ulmus procera</i>	English elm	60+	Semi-mature
DS147	<i>Ulmus procera</i>	English elm	11-20	Mature
DS148	<i>Ulmus procera</i>	English elm	11-20	Mature
DS149	<i>Ulmus procera</i>	English elm	1-5	Mature
DS150	<i>Ulmus</i> sp.	Elm	6-10	Over mature
DS151	<i>Ulmus</i> sp.	Elm	6-10	Mature
DS152	<i>Ulmus procera</i>	English elm	11-20	Mature
DS153	<i>Ulmus</i> sp.	Elm	11-20	Mature
EH001	<i>Ulmus</i> sp.	Elm	11-20	Over-mature
EH002	<i>Ulmus</i> sp.	Elm	21-30	Over-mature
EH019	<i>Agathis robusta</i>	Queensland kauri	60+	Juvenile
EH020	<i>Agathis robusta</i>	Queensland kauri	60+	Juvenile
EH021	<i>Agathis robusta</i>	Queensland kauri	60+	Juvenile
Total number of trees				110
Number of MLTV trees				56

The following trees have been identified that would require removal located within the City of Port Phillip, and are shown on the following plans *Precinct 7 Domain Station AA07.01-AA07.04*.

TABLE 13-3 TREES TO BE REMOVED – CITY OF PORT PHILLIP

No	Species	Common name	ULE	Age
Trees highlighted grey are semi-mature to over mature trees in the public realm with a ULE > 10years (MLTV Trees)				
PH001	<i>Ulmus xhollandica</i>	Dutch elm	0	Over mature
PH002	<i>Ulmus xhollandica</i>	Dutch elm	1-5	Over mature
PH003	<i>Ulmus xhollandica</i>	Dutch elm	1-5	Mature
PH004	<i>Ulmus xhollandica</i>	Dutch elm	60+	Mature
PH005	<i>Ulmus procera</i>	English elm	1-5	Over mature
PH006	<i>Ulmus procera</i>	English elm	31-60	Semi-mature
PH007	<i>Ulmus procera</i>	English elm	60+	Semi-mature
PH008	<i>Ulmus procera</i>	English elm	21-30	Mature
PH009	<i>Ulmus procera</i>	English elm	60+	Juvenile
PH011	<i>Ulmus procera</i>	English elm	60+	Juvenile
PH012	<i>Ulmus procera</i>	English elm	1-5	Semi-mature
PH013	<i>Ulmus procera</i>	English elm	6-10	Semi-mature
PH014	<i>Ulmus procera</i>	English elm	1-5	Semi-mature
PH015	<i>Ulmus procera</i>	English elm	6-10	Mature
PH016	<i>Ulmus procera</i>	English elm	1-5	Mature
PH017	<i>Ulmus procera</i>	English elm	6-10	Mature
PH018	<i>Ulmus procera</i>	English elm	60+	Semi-mature
PH019	<i>Ulmus procera</i>	English elm	60+	Semi-mature
PH020	<i>Ulmus procera</i>	English elm	60+	Semi-mature
PH022	<i>Platanus xacerifolia</i>	London plane	11-20	Mature
PH023	<i>Platanus xacerifolia</i>	London plane	6-10	Mature
PH024	<i>Platanus orientalis</i>	Oriental plane	1-5	Mature
PH025	<i>Platanus xacerifolia</i>	London plane	1-5	Mature
PH026	<i>Platanus xacerifolia</i>	London plane	1-5	Mature
PH027	<i>Platanus xacerifolia</i>	London plane	1-5	Mature
PH028	<i>Platanus xacerifolia</i>	London plane	6-10	Mature
PH030	<i>Platanus xacerifolia</i>	London plane	11-20	Mature
PH031	<i>Platanus xacerifolia</i>	London plane	11-20	Mature
PH032	<i>Platanus xacerifolia</i>	London plane	11-20	Mature
PH057	<i>Ulmus procera</i>	English elm	31-60	Semi-mature
PH058	<i>Ulmus procera</i>	English elm	21-30	Semi-mature
PH059	<i>Ulmus procera</i>	English elm	11-20	Semi-mature
PH060	<i>Ulmus procera</i>	English elm	11-20	Mature
PH061	<i>Ulmus procera</i>	English elm	11-20	Mature
PH062	<i>Ulmus procera</i>	English elm	11-20	Mature
PH063	<i>Ulmus procera</i>	English elm	11-20	Mature
PH064	<i>Ulmus procera</i>	English elm	11-20	Mature
PH065	<i>Ulmus procera</i>	English elm	11-20	Mature

No	Species	Common name	ULE	Age
Trees highlighted grey are semi-mature to over mature trees in the public realm with a ULE > 10years (MLTV Trees)				
PH066	<i>Ulmus procera</i>	English elm	11-20	Mature
PH067	<i>Ulmus procera</i>	English elm	11-20	Mature
PH068	<i>Ulmus procera</i>	English elm	11-20	Mature
PH069	<i>Ulmus parvifolia</i>	Chinese elm	21-30	Mature
PH070	<i>Ulmus procera</i>	English elm	11-20	Mature
PH071	<i>Pittosporum undulatum</i>	Sweet pittosporum	11-20	Mature
PH072	<i>Ulmus procera</i>	English elm	60+	Semi-mature
PH073	<i>Ulmus procera</i>	English elm	31-60	Semi-mature
PH074	<i>Ulmus procera</i>	English elm	1-5	Mature
PH075	<i>Ulmus procera</i>	English elm	60+	Juvenile
PH076	<i>Ulmus procera</i>	English elm	1-5	Over mature
PH078	<i>Ulmus procera</i>	English elm	31-60	Juvenile
PH079	<i>Ulmus procera</i>	English elm	1-5	Over mature
PH080	<i>Ulmus procera</i>	English elm	6-10	Over mature
PH081	<i>Ulmus procera</i>	English elm	6-10	Over mature
PH082	<i>Ulmus procera</i>	English elm	21-30	Mature
PH086	<i>Quercus palustris</i>	Pin oak	31-60	Mature
PH087	<i>Quercus robur</i>	English oak	31-60	Mature
PH088	<i>Ulmus parvifolia</i>	Chinese elm	31-60	Semi-mature
PH089	<i>Ulmus procera</i>	English elm	31-60	Semi-mature
PH090	<i>Ulmus procera</i>	English elm	31-60	Semi-mature
PH091	<i>Ulmus procera</i>	English elm	31-60	Semi-mature
PH092	<i>Ulmus procera</i>	English elm	31-60	Semi-mature
PH093	<i>Ulmus procera</i>	English elm	21-30	Semi-mature
PH094	<i>Ulmus procera</i>	English elm	31-60	Semi-mature
PH095	<i>Ulmus procera</i>	English elm	31-60	Semi-mature
PH096	<i>Ulmus procera</i>	English elm	31-60	Semi-mature
PH097	<i>Ulmus procera</i>	English elm	21-30	Semi-mature
PP130	<i>Ulmus procera</i>	English Elm	31-60	Juvenile
PP131	<i>Ulmus procera</i>	English Elm	31-60	Juvenile
PH132	<i>Ulmus procera</i>	English elm	11-20	Mature
PH133	<i>Ulmus procera</i>	English elm	11-20	Mature
PH134	<i>Ulmus procera</i>	English elm	11-20	Mature
PH135	<i>Ulmus</i> sp.	Elm	31-60	Juvenile
PH136	<i>Ulmus procera</i>	English elm	6-10	Mature
PH137	<i>Ulmus procera</i>	English elm	11-20	Mature
PH138	<i>Ulmus procera</i>	English elm	21-30	Mature
PH139	<i>Ulmus procera</i>	English elm	31-60	Semi-mature
PH141	<i>Ulmus procera</i>	English elm	31-60	Semi-mature
PH142	<i>Ulmus procera</i>	English elm	21-30	Mature
PH143	<i>Ulmus</i> sp.	Elm	6-10	Mature
PH145	<i>Ulmus procera</i>	English elm	31-60	Juvenile



No	Species	Common name	ULE	Age
Trees highlighted grey are semi-mature to over mature trees in the public realm with a ULE > 10years (MLTV Trees)				
PH146	<i>Ulmus procera</i>	English elm	21-30	Semi-mature
PH147	<i>Ulmus procera</i>	English elm	11-20	Mature
PH149	<i>Ulmus procera</i>	English elm	31-60	Semi-mature
PH150	<i>Ulmus procera</i>	English elm	31-60	Semi-mature
PH151	<i>Ulmus hollandica</i>	Dutch elm	11-20	Semi-mature
PH152	<i>Ulmus hollandica</i>	Dutch elm	11-20	Mature
PH153	<i>Ulmus hollandica</i>	Dutch elm	11-20	Mature
PH154	<i>Ulmus hollandica</i>	Dutch elm	6-10	Mature
PH165	<i>Platanus xacerifolia</i>	London plane	6-10	Semi-mature
PH166	<i>Platanus xacerifolia</i>	London plane	11-20	Mature
PH167	<i>Platanus xacerifolia</i>	London plane	11-20	Mature
PH168	<i>Platanus xacerifolia</i>	London plane	11-20	Mature
PH169	<i>Platanus xacerifolia</i>	London plane	11-20	Mature
PH170	<i>Platanus xacerifolia</i>	London plane	11-20	Mature
PH171	<i>Platanus xacerifolia</i>	London plane	11-20	Mature
PH173	<i>Platanus xacerifolia</i>	London plane	11-20	Mature
PH174	<i>Platanus xacerifolia</i>	London plane	11-20	Mature
PH175	<i>Platanus xacerifolia</i>	London plane	6-10	Mature
PH176	<i>Platanus xacerifolia</i>	London plane	11-20	Mature
PH177	<i>Platanus xacerifolia</i>	London plane	11-20	Mature
PH178	<i>Platanus xacerifolia</i>	London plane	11-20	Mature
PH179	<i>Platanus xacerifolia</i>	London plane	11-20	Mature
PH180	<i>Platanus xacerifolia</i>	London plane	11-20	Mature
PH181	<i>Platanus xacerifolia</i>	London plane	6-10	Mature
PH182	<i>Platanus xacerifolia</i>	London plane	11-20	Mature
PH183	<i>Platanus xacerifolia</i>	London plane	21-30	Mature
PH189	<i>Platanus xacerifolia</i>	London Plane	21-30	Semi-mature
PH190	<i>Platanus xorientalis</i>	Oriental Plane	11-20	Semi-mature
PH191	<i>Platanus xacerifolia</i>	London Plane	21-30	Semi-mature
PH192	<i>Platanus xacerifolia</i>	London Plane	21-30	Mature
PH193	<i>Platanus xacerifolia</i>	London Plane	21-30	Mature
PH194	<i>Platanus xacerifolia</i>	London Plane	31-60	Semi-mature
PH195	<i>Platanus xacerifolia</i>	London Plane	21-30	Semi-mature
Total number of trees				113
Number of MLTV trees				78

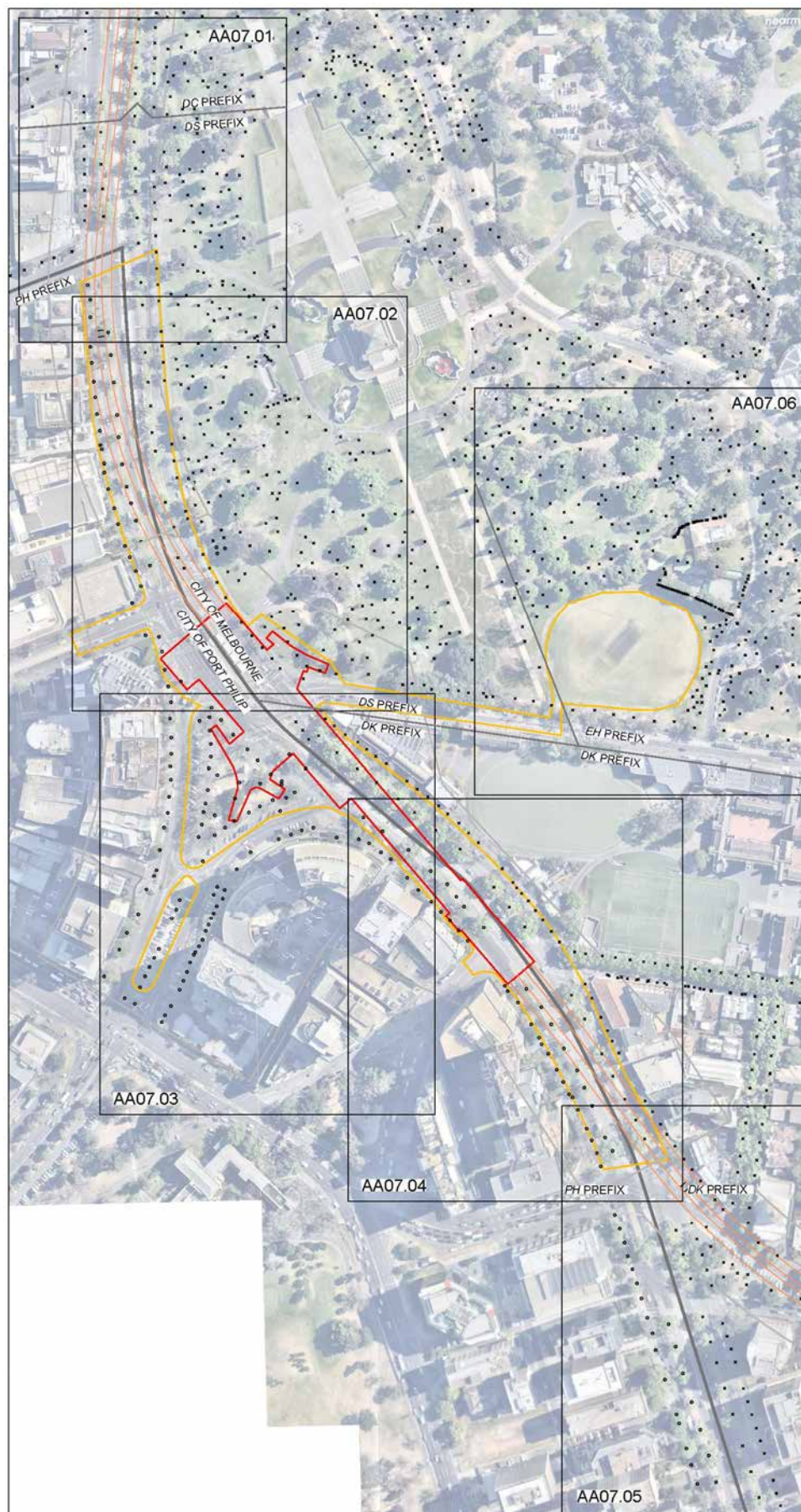
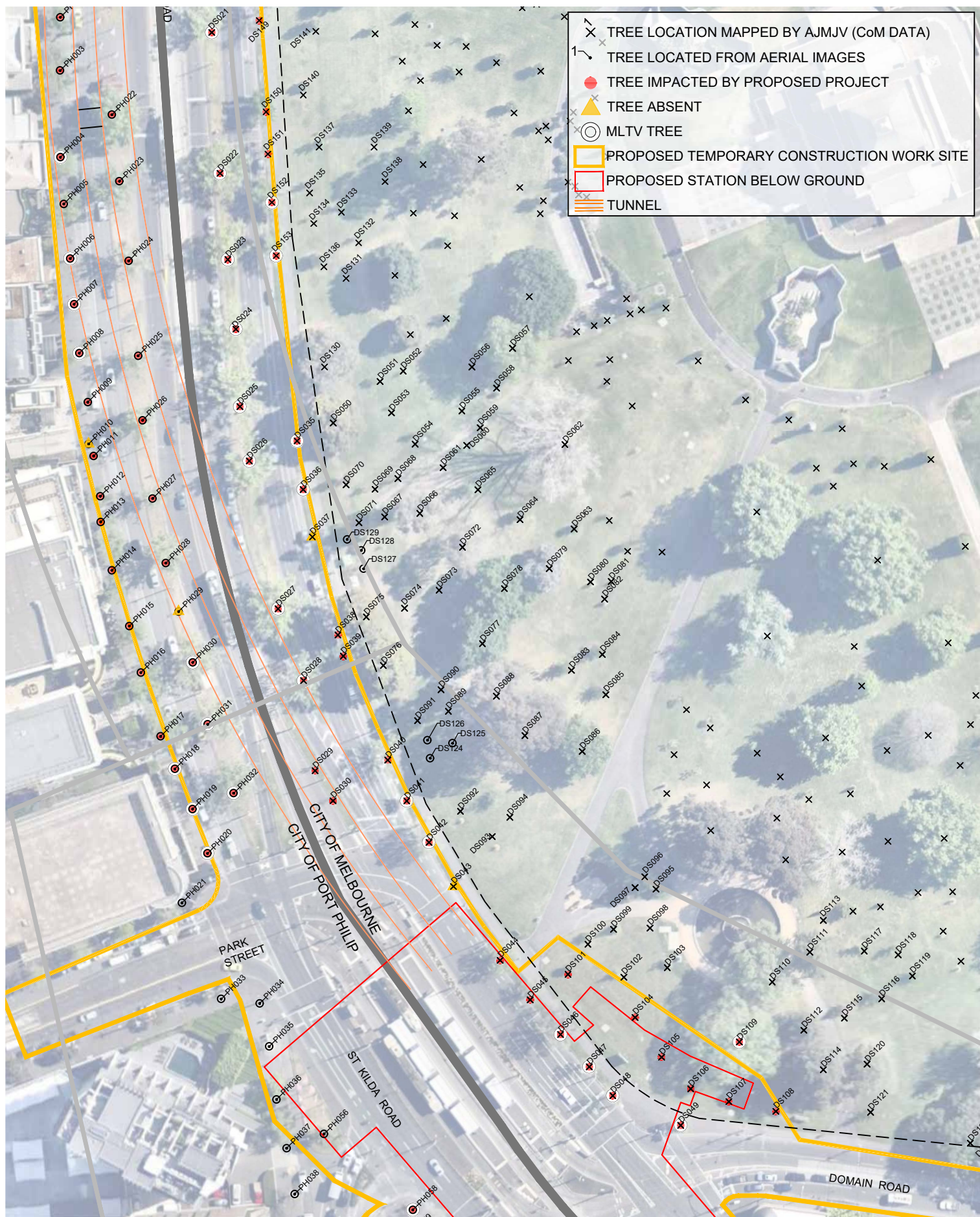


FIGURE 13-5 KEY PLAN – POTENTIALLY IMPACTED TREES, DOMAIN









JOHN PATRICK PTY LTD  
324 Victoria Street,  
Richmond, VIC 3121  
T +61 3 9429 4855  
F +61 3 9429 8211  
admin@johnpatrick.com.au  
www.johnpatrick.com.au

CLIENT  
**MELBOURNE METRO**

PROJECT  
**MELBOURNE METRO  
RAIL PROJECT**

**Arboricultural Assessment**

DRAWING  
**Precinct 7 Domain Station  
Domain**

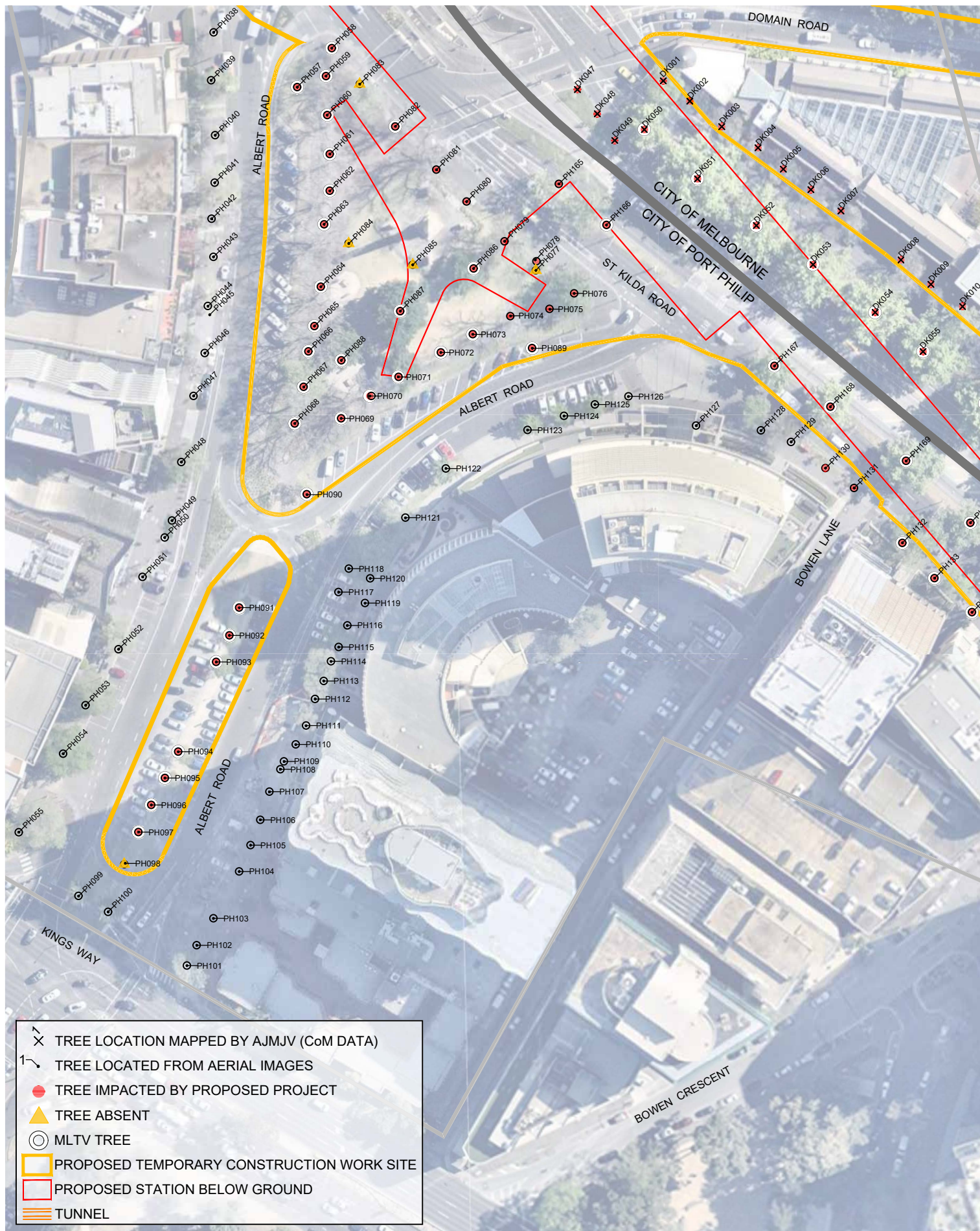


SCALE 1:250 @A4  
DATE APRIL 2016  
DRAWN MF  
CHECKED SH  
JOB NO 15-280  
DWG NO AA07.02  
CAD FILE 15-280 L-TS01

**COPYRIGHT**  
This drawing must not be  
copied in whole or in part  
without the written consent  
of JOHN PATRICK Pty Ltd.

**PLEASE NOTE**  
The contractor must verify all  
dimensions on site before  
commencing any work or  
preparing any shop drawings.  
Do not scale off drawings.





JOHN PATRICK PTY LTD  
324 Victoria Street,  
Richmond, VIC 3121  
T +61 3 9429 4855  
F +61 3 9429 8211  
admin@johnpatrick.com.au  
www.johnpatrick.com.au

CLIENT  
**MELBOURNE METRO**

PROJECT  
**MELBOURNE METRO  
RAIL PROJECT**

**Arboricultural Assessment**

DRAWING  
**Precinct 7 Domain Station  
Domain**

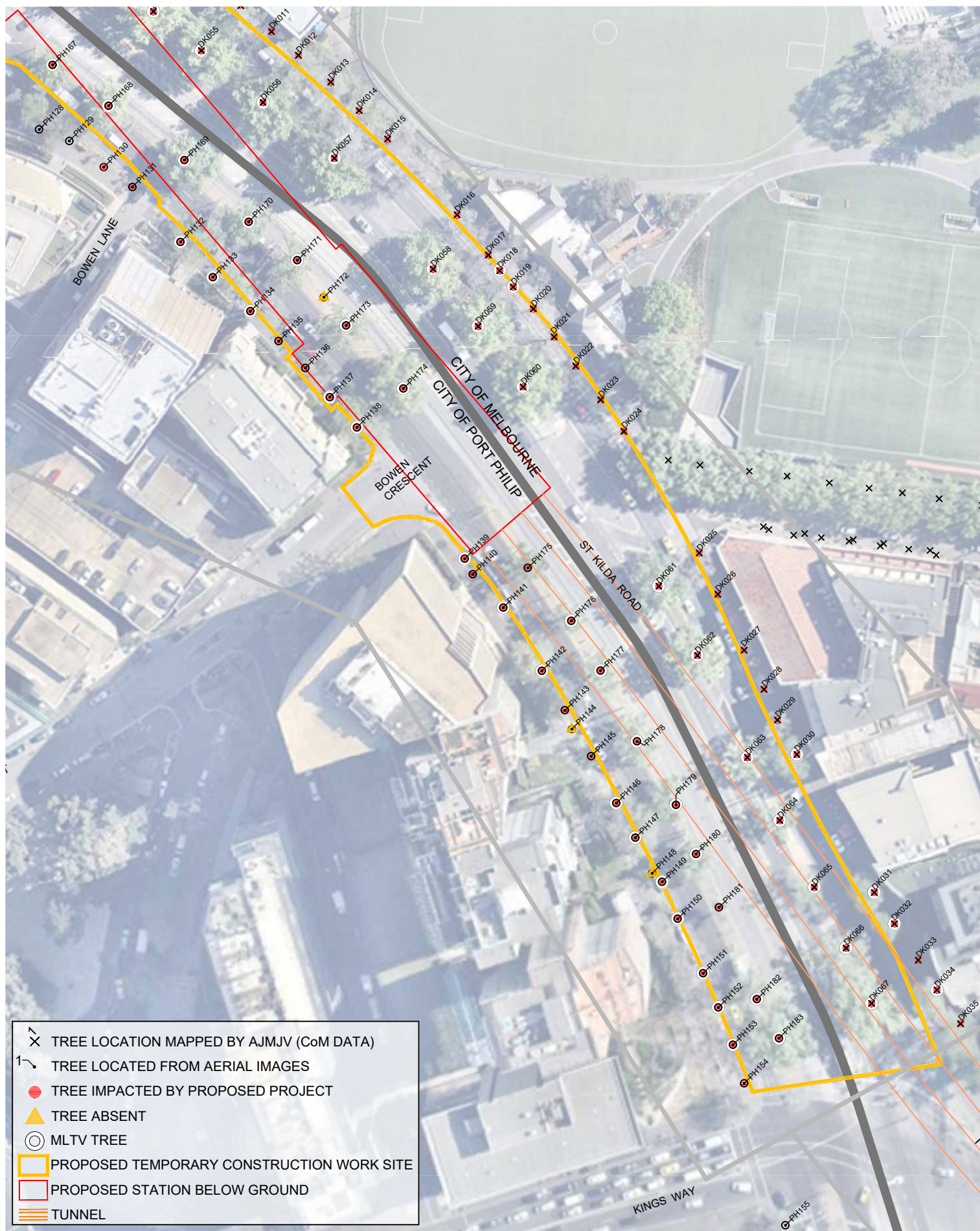


SCALE 1:1250 @A4  
DATE APRIL 2016  
DRAWN MF  
CHECKED SH  
JOB NO 15-280  
DWG NO AA07.03  
CAD FILE 15-280 L-TS01

**COPYRIGHT**  
This drawing must not be  
copied in whole or in part  
without the written consent  
of JOHN PATRICK Pty Ltd.

**PLEASE NOTE**  
The contractor must verify all  
dimensions on site before  
commencing any work or  
preparing any shop drawings.  
Do not scale off drawings.





JOHN PATRICK PTY LTD  
324 Victoria Street,  
Richmond, VIC 3121  
T +61 3 9429 4855  
F +61 3 9429 8211  
admin@johnpatrick.com.au  
www.johnpatrick.com.au

CLIENT  
**MELBOURNE METRO**

PROJECT  
**MELBOURNE METRO  
RAIL PROJECT**

**Arboricultural Assessment**

DRAWING  
**Precinct 7 Domain Station  
Domain**

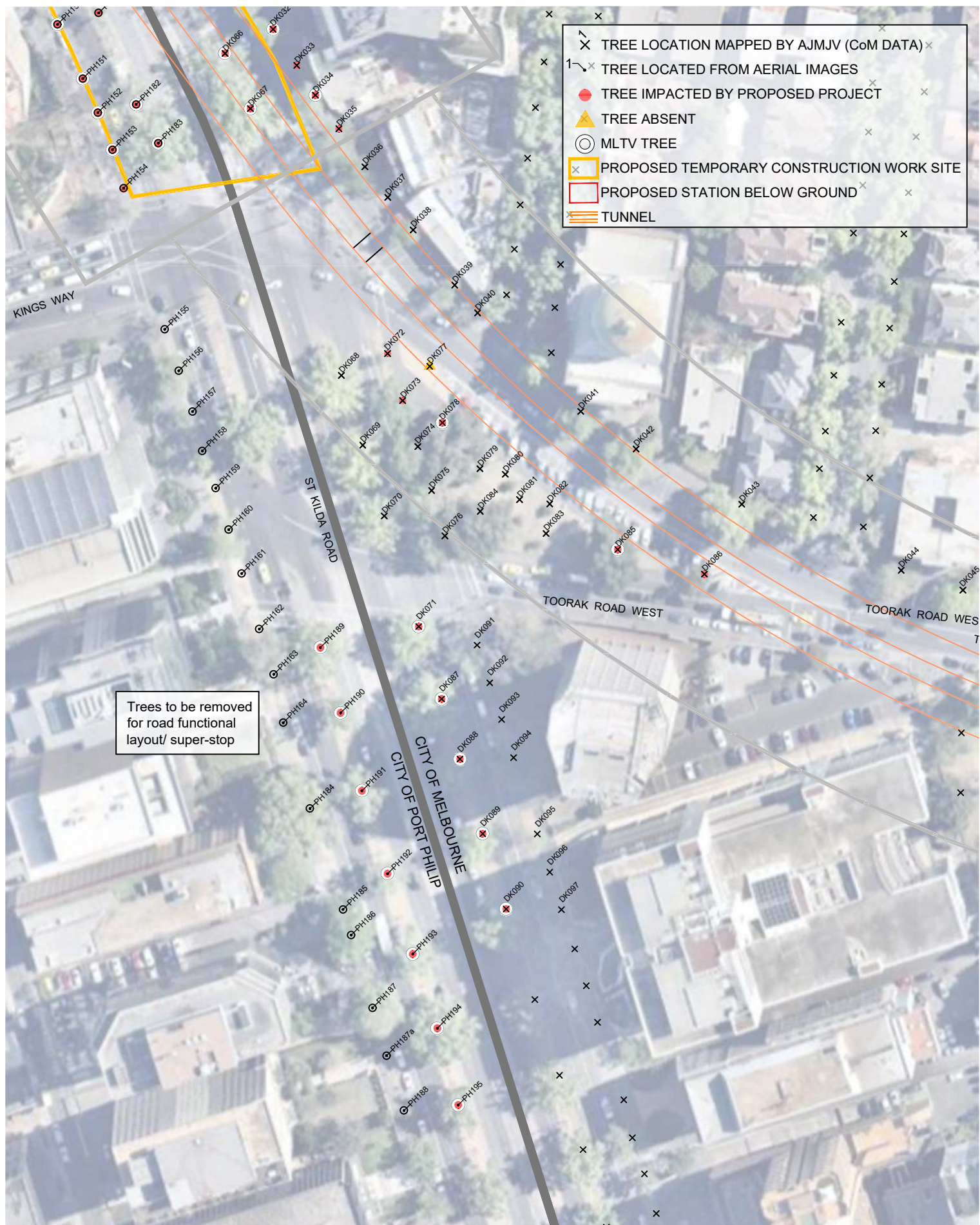


SCALE 1:1250 @A4  
DATE APRIL 2016  
DRAWN MF  
CHECKED SH  
JOB NO 15-280  
DWG NO AA07.04  
CAD FILE 15-280 L-TS01

**COPYRIGHT**  
This drawing must not be  
copied in whole or in part  
without the written consent  
of JOHN PATRICK Pty Ltd.

**PLEASE NOTE**  
The contractor must verify all  
dimensions on site before  
commencing any work or  
preparing any shop drawings.  
Do not scale off drawings.





JOHN PATRICK PTY LTD  
324 Victoria Street,  
Richmond, VIC 3121  
T +61 3 9429 4855  
F +61 3 9429 8211  
admin@johnpatrick.com.au  
www.johnpatrick.com.au

CLIENT  
**MELBOURNE METRO**

PROJECT  
**MELBOURNE METRO  
RAIL PROJECT**

**Arbicultural Assessment**

DRAWING  
**Precinct 7 Domain Station  
Domain**

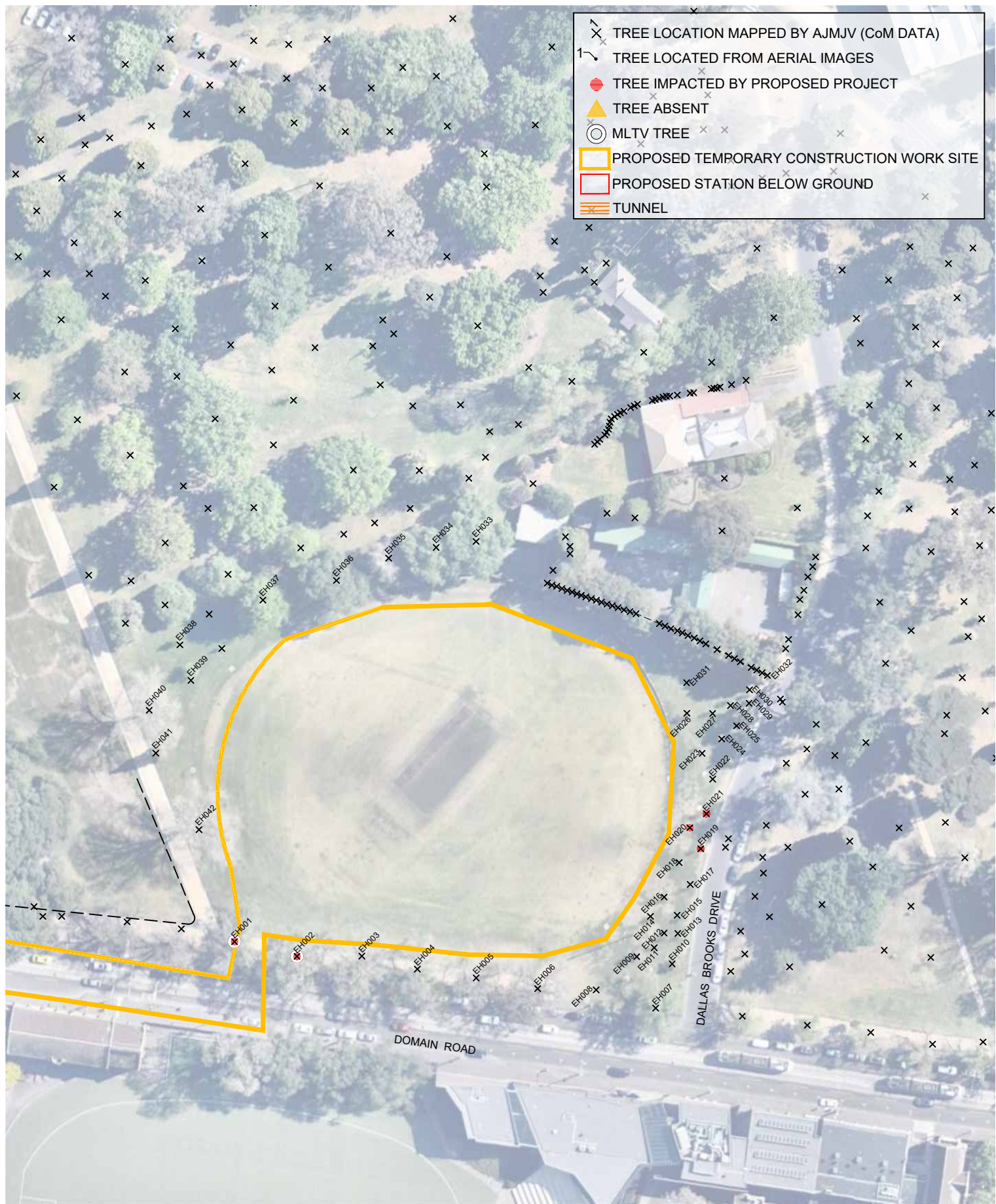


SCALE 1:1250 @A4  
DATE APRIL 2016  
DRAWN MF  
CHECKED SH  
JOB NO 15-280  
DWG NO AA07.05  
CAD FILE 15-280 L-TS01

**COPYRIGHT**  
This drawing must not be  
copied in whole or in part  
without the written consent  
of JOHN PATRICK Pty Ltd.

**PLEASE NOTE**  
The contractor must verify all  
dimensions on site before  
commencing any work or  
preparing any shop drawings.  
Do not scale off drawings.





JOHN PATRICK PTY LTD  
324 Victoria Street,  
Richmond, VIC 3121  
T +61 3 9429 4855  
F +61 3 9429 8211  
admin@johnpatrick.com.au  
www.johnpatrick.com.au

CLIENT  
**MELBOURNE METRO**

PROJECT  
**MELBOURNE METRO  
RAIL PROJECT**

**Arboricultural Assessment**

DRAWING

**Precinct 7 Domain Station  
Edmund Herring Oval**



SCALE 1:1250 @A4

DATE APRIL 2016

DRAWN MF

CHECKED SH

JOB NO 15-280

DWG NO AA07.06

CAD FILE 15-280 L-TS01

**COPYRIGHT**  
This drawing must not be  
copied in whole or in part  
without the written consent  
of JOHN PATRICK Pty Ltd.

**PLEASE NOTE**  
The contractor must verify all  
dimensions on site before  
commencing any work or  
preparing any shop drawings.  
Do not scale off drawings.

## 13.6 ENVIRONMENTAL PERFORMANCE REQUIREMENTS

Table 13-5 below provides the recommended Environmental Performance Requirements and proposed mitigation measures for the precinct.

TABLE 13-4 ENVIRONMENTAL PERFORMANCE REQUIREMENTS FOR PRECINCT

Asset / value	Impact	Environmental Performance Requirements	Proposed mitigation measures	Risk no.
<b>Trees within the public realm, including St Kilda Road, Albert Road Reserve), Shrine of Remembrance Reserve and Domain Parklands</b>	Removal to allow for station construction and entries, traffic diversions and construction sites.	Refer to AR1, AR2 and AR3 as contained in Table 7-12.	Develop and implement a coordinated replanting strategy for St Kilda Road to establish a uniform avenue to the City of Melbourne and City of Port Phillip sub-precincts.	AR001
<b>Trees within the public realm</b>	Damage to trees in the vicinity of construction areas.	Refer to AR4 and AR5 as contained in Table 7-12.	None.	AR004 AR005 AR007 AR008 AR009 AR010 AR011 AR012
<b>Mature elms on the south side of the Shrine of Remembrance Reserve</b>	Removal or damage caused by vehicle access into the Edmund Herring Oval construction work site.	Refer to AR1 and AR4 as contained in Table 7-12.	Investigate relocation of vehicle access to east side of Oval to limit tree removals to juvenile Queensland kauri and retain and protect mature elms within the Shrine of Remembrance Reserve.	AR009



## 14 PRECINCT 9: WESTERN TURNBACK

### 14.1 PROJECT COMPONENTS

Works within the western turnback at West Footscray include a third platform and track at West Footscray station, with modifications to existing concourse within the existing rail corridor.

#### INFRASTRUCTURE

##### West Footscray

All works located within the existing railway corridor.

#### CONSTRUCTION

All works located within the existing railway corridor.

#### OPERATION

There would no impact as a result of ongoing operations.

### 14.2 EXISTING CONDITIONS

There are no trees located within the concept design at West Footscray.

### 14.3 KEY ISSUES

There are no impacts on trees.

### 14.4 BENEFITS AND OPPORTUNITIES

No benefits and opportunities associated with the Concept Design have been identified in relation to trees.

### 14.5 IMPACT ASSESSMENT

There are no trees located within the western turnback, which is located within the existing railway corridor at West Footscray.

### 14.6 ENVIRONMENTAL PERFORMANCE REQUIREMENTS

There are no Environmental Performance Requirements recommended for the western turnback as there are no impacts on trees.

## 15 ENVIRONMENTAL PERFORMANCE REQUIREMENTS

This section provides a consolidated list of the recommended Environmental Performance Requirements and proposed mitigation measures identified as a result of this impact assessment. Table 15-1 below provides the Environmental Performance Requirements which apply across the project and on a precinct basis, linked to the draft EES evaluation objective.

TABLE 15-1 ENVIRONMENTAL PERFORMANCE REQUIREMENTS

Draft EES evaluation objective	Impact	Environmental Performance Requirements	Proposed mitigation measures	Precinct
<b>Construction</b>				
<b>To avoid or minimise adverse effects on landscape, visual amenity and recreational values as far as practicable</b>	Removal of trees within the public realm within each precinct to facilitate construction, including station boxes, emergency access shafts and associated construction work sites.	<p>AR1. During detailed design, review potential tree impacts and provide for maximum tree retention where possible.</p> <p>Prior to construction of main works or shafts, develop and implement a plan in consultation with the relevant local council that identifies all trees in the project area which covers:</p> <ul style="list-style-type: none"> <li>Trees to be removed or retained</li> <li>Condition of the trees to be removed</li> <li>Options for temporary re-location of palms and reinstatement at their former location or another suitable location.</li> </ul> <p>AR2. Reinstatement quality soils to sufficient volumes to support long-term viable growth of replacement trees.</p> <p>AR3. Re-establish trees to replace loss of canopy cover and achieve canopy size equal to (or greater than) healthy, mature examples of the species in Melbourne. Consult with the City of Melbourne, the City of Port Phillip, the City of Stonnington, the Shrine of Remembrance and Shrine Trustees and Heritage Victoria as applicable. Policy documents that must be followed to re-establish trees and valued landscape character include:</p> <ul style="list-style-type: none"> <li>The City of Melbourne's Tree Retention and Removal</li> </ul>	<p>Precinct 1: Investigate retention of Bunya-bunya Pine (Tree F238) on the western side of the Fawcner Park East emergency access shaft sub-precinct, and removal of lemon scented gum (Tree F169) on the east side of the proposed Fawcner Park construction work site.</p> <p>Utilise strict monitoring of volume loss, TBM operations and ground monitoring during tunnelling eliminating or, as far as possible, reducing the extent of soil stabilisation works.</p> <p>Precinct 3: Investigate opportunities for additional street tree plantings to Laurens Street.</p> <p>Precinct 4: Plant new trees to replace previously removed elms in central portion of Elizabeth Street north, within widened central median.</p> <p>Investigate the opportunity to undertake a block replacement program for all trees in the southern section of Royal Parade which would secure the long-term viability of an important urban tree plantation.</p> <p>Precinct 6: Investigate retention of the row of plane trees closest to the west side of City Square to further limit tree removals from the precinct.</p> <p>Precinct 7: Develop an integrated replanting response to</p>	All

Draft EES evaluation objective	Impact	Environmental Performance Requirements	Proposed mitigation measures	Precinct
		<p>Policy and Urban Forest Strategy</p> <ul style="list-style-type: none"> <li>The City of Port Phillip's Community Amenity Local Law No. 1 and Greening Port Phillip - An Urban Forest Approach</li> <li>The City of Stonnington's General Local Law 2008 (No 1) and City of Stonnington Street Tree Strategy</li> <li>Any associated precinct plans</li> <li>Specific policies of the Domain Parklands Conservation Management Plan (CMP), for trees within Domain Parklands</li> <li>Shrine of Remembrance: Shrine of Remembrance CMP (Lovell Chen, 2010) or any future review and the Shrine of Remembrance Landscape Improvement Plan (rush Wright Associates, 2010)</li> <li>South African Soldiers Memorial: Any relevant CMP for the South African Soldiers Memorial</li> <li>Fawkner Park Conservation Analysis (Hassell, 2002) and the Fawkner Park Masterplan (City of Melbourne, 2005)</li> <li>The preferred future character of the University of Melbourne, for trees in the grounds of the University of Melbourne.</li> </ul>	<p>both municipal areas of St Kilda Road as part of a long-term replacement strategy for the boulevard.</p> <p>All: Installation of effective watering systems to support healthy growth and vigour in replacement trees.</p> <p>All: Reinstatement of trees to align with Council urban forestry strategies regarding species selection to achieve enhanced diversification; use of quality tree stock from accredited suppliers; and use of advanced or super-advanced trees at selected locations.</p>	
	Damage to trees in the vicinity of construction areas.	<p>AR4. Prior to construction commencing of main works or shafts in affected areas, prepare and implement Tree Protection Plans for each Precinct in accordance with AS4970-2009 Protection of Trees on Development Sites, addressing the detailed design and construction methodology of the project.</p> <p>AR5. For City of Melbourne trees that are to be retained and protected, a bank guarantee or bond of the trees value will be held against the approved Tree Protection Plan for the duration of the works in accordance with the city of Melbourne Tree Retention and Removal Policy.</p>	None	All
	Removal or	AR1. During detailed design, review potential tree impacts	Investigate relocation of vehicle access to east side of Oval	Precinct 8:



Draft EES evaluation objective	Impact	Environmental Performance Requirements	Proposed mitigation measures	Precinct
	damage to mature elm trees on south side of Shrine Reserve caused by vehicle access into Edmund Herring Oval construction work site.	<p>and provide for maximum tree retention where possible.</p> <p>Prior to construction of main works or shafts, develop and implement a plan in consultation with the relevant local council that identifies all trees in the project area which covers:</p> <ul style="list-style-type: none"> <li>Trees to be removed or retained</li> <li>Condition of the trees to be removed</li> <li>Options for temporary re-location of palms and reinstatement at their former location or another suitable location.</li> </ul> <p>AR2. Reinstatement quality soils to sufficient volumes to support long-term viable growth of replacement trees.</p> <p>AR3. Prior to construction commencing of main works or shafts in affected areas, prepare and implement Tree Protection Plans for each Precinct in accordance with AS4970-2009 Protection of Trees on Development Sites, addressing the detailed design and construction methodology of the project.</p>	to limit tree removals to juvenile Queensland kauri and retain and protect mature elms within the Shrine Reserve.	Domain
	Removal of palms to facilitate construction within Precinct 1 (Queen Victoria Gardens, Tom's Block and Fawkner Park).	<p>AR3. Prior to construction of main works or shafts, develop and implement a plan in consultation with the relevant local council that identifies all trees in the project area which covers:</p> <ul style="list-style-type: none"> <li>Trees to be removed or retained</li> <li>Condition of the trees to be removed</li> <li>Options for temporary re-location of palms and reinstatement at their former location or another suitable location.</li> </ul>	Temporary relocation and reinstatement at end of works. Palms should be moved with large root balls by an experienced transplanting contractor to peripheral zone of construction and managed during works to remain in viable condition.	Precinct 1: Tunnels

## 16 CONCLUSION

This report documents the outcomes of an assessment of the risks to trees in the City of Melbourne, City of Port Phillip and City of Maribyrnong from activities associated with construction and operation of the Melbourne Metro.

The focus for the assessment is trees located at discrete locations where works at ground level surfaces would occur. Potential impacts from these construction works, including from stations, emergency access shafts and construction work sites, would be loss or damage to trees. Other aspects, including terrestrial ecology, landscape and visual, groundwater and the heritage value of trees and landscape, are covered in the following technical appendices:

- Technical Appendix J *Historical Cultural Heritage*
- Technical Appendix L *Landscape and Visual*
- Technical Appendix O *Groundwater*
- Technical Appendix T *Terrestrial Flora and Fauna*.

### 16.1 RELEVANT EES OBJECTIVES

The following draft EES evaluation objectives and assessment criteria (and indicators where relevant) are relevant to this assessment.

Draft EES evaluation objectives	Assessment criteria
<b>Landscape, visual and recreational values -</b> To avoid or minimise adverse effects on landscape, visual amenity and recreational values as far as practicable.	Assess likely extent and duration of residual adverse effects on landscape values and available measures to manage or offset those effects.
	Minimise impacts on valued places, including public open space and recreation reserves.

The project is consistent with the draft EES evaluation objective as the construction methodology of bored tunnels limits potential impacts to well separated, discrete, ground level activities within the project boundary, rather than a potential, regional impact. The loss of trees from the public realm can be mitigated against so that canopy cover, where removed, can be re-established, and trees peripheral to construction activities, can be managed and protected to ensure their ongoing viability.

### 16.2 RISK ASSESSMENT SUMMARY

The assessment addresses the specified EES Scoping Requirements and specifically evaluates potential impacts to trees in the City of Melbourne and City of Port Phillip based on the assessment criteria.

A risk assessment process was adopted that identified potential construction and operational hazards, impact pathways, consequences to values (arboriculture) and likelihood of impacts. Risk to values was determined as the combination of consequence and likelihood. Where possible, mitigation measures were identified to reduce risks.

To inform the risk assessment, arboricultural assessments were undertaken for each tree or tree group within the nominated study area. A ground-based, visual tree assessment (VTA) was undertaken for each tree or tree group. This

included size (diameter of trunk at breast height, tree height and width) and condition (health and structure) data, and an estimate for the anticipated useful life expectancy of each tree.

## 16.3 IMPACT ASSESSMENT SUMMARY

The potential impacts to urban trees from the Concept Design are limited to discrete sites well separated from each other by sections of deep tunnel to be bored by TBMs. The potential impacts within each precinct vary significantly, with the level of potential impact a consequence of the construction methodology utilised and surface area footprint within each precinct. However, subject to detailed design, some of the trees identified to be removed, may be able to be retained.

The mined station boxes to be employed at CBD North and CBD South significantly reduce the requirement for the removal of trees from the public realm, allowing for the retention of an additional 50 plane trees from the Swanston Street road reserve that would otherwise have required removal if a 'cut-and-cover' construction method had been proposed.

Significant tree removals would be required at the proposed Parkville and Domain stations due to the cut and cover construction technique nominated for these station boxes. The required traffic diversions within the Domain station precinct, and proposed changes to the road functional layouts, would necessitate the removal of significant numbers of trees from the St Kilda Road road reserve. Changes to the road functional layout of Royal Parade would also necessitate the removal of trees from the VHR Registered Place, in addition to trees to be removed from Grattan Street and Royal Parade for the station box and associated entrances.

There is the potential for removal of significant numbers of trees as a consequence of the possible need for ground stabilisation works within Tom's Block in Domain Parklands over a section of shallow tunnel above CityLink tunnels. The impacted area of parkland should be re-instated, including the removal of the stabilised soil profile and provision of topsoil to a minimum depth of two metres to provide for tree re-plantings and long-term, viable growth. This impact could be further mitigated against through careful control of volume loss, TBM operations and ground monitoring during construction, so that surface ground stabilisation works are not required and trees within this section of the Domain Parklands can be successfully retained. An Environmental Performance Requirement (AR2) has been recommended to reinstate disturbed soils and ensure sufficient soil volumes are provided to ensure long-term tree growth. Whilst the potential intervention and resultant loss of trees within Tom's Block is relatively limited within the context of the entire Domain Parklands, this is a highly visible section of public open space that contains a number of notable large trees.

The impact at Fawkner Park is somewhat limited as the greater numbers of trees to be removed are recently planted, juvenile specimens.

Mitigation of the potential impacts of tree removal from the public realm elsewhere within the proposed project boundary would be achieved by re-establishment of tree cover within each precinct in accordance with the City of Melbourne's *Urban Forest Strategy* (with an overall objective to achieve 40 per cent canopy coverage within the public realm) as well as the objectives of the City of Port Phillip's *Greening Port Phillip*. Replacement of Trees to replace loss of canopy cover and restore landscape values has been recommended by Environmental Performance Requirement AR3. There is an opportunity at Domain station to achieve a cohesive replanting strategy for St Kilda Road, where the management of the road reserve is shared between the City of Melbourne and City of Port Phillip. There are additional opportunities at Arden to provide an improved landscape outcome as part of future development.

Assessment of the potential for damage to trees in the vicinity of construction is difficult to assess at a high level. Potential for damage can be mitigated by implementing a Tree Protection Plan for each precinct, based on detailed construction drawings and precinct construction management plans and this has been recommended by Environmental Performance Requirement AR4. This would ensure the Tree Protection Plan addresses low-level site activities, and that the potential impact to trees in the public realm can be successfully mitigated.



## REFERENCES

AS4970-2009 *Protection of Trees on Development Sites*. Standards Australia. 2010.

City of Melbourne. *Tree retention and removal policy* 2012.

City of Melbourne. *Urban Forest Strategy. Making a Great City Greener* 2012-2032.

City of Melbourne. *Urban forest tree data*. <https://data.melbourne.vic.gov.au/Environment/Melbourne-s-Urban-Forest-Tree-data/fp38-wiyy>. Retrieved 19.05.2015

City of Melbourne. *Urban Forest Tree Valuations. Tree valuations in the City of Melbourne*.

City of Melbourne. *Urban Forest Visual*. <http://melbourneurbanforestvisual.com.au/>. Online mapping tool.

City of Port Phillip. *Greening Port Phillip. An urban forest approach* 2010.

City of Port Phillip. *Greening Port Phillip. Street Tree Planting Guide* 2010 – 2015.

City of Port Phillip. *Local Law No. 1 (Community Amenity)*. 01 September 2013.

Melbourne Planning Scheme

- Clause 43.01 Heritage Overlay
- Clause 42.01 Environmental Significance Overlay– Schedule 2 Exceptional Trees.

*Ministerial guidelines for assessment of environmental effects under the Environment Effects Act 1978.*

Port Phillip Planning Scheme

- Clause 43.01 Heritage Overlay
- Clause 42.01 Environmental Significance Overlay.
- Clause 42.02 Vegetation Protection Overlay.

Victorian Heritage Database - <http://vhd.heritagecouncil.vic.gov.au/>

## APPENDICES

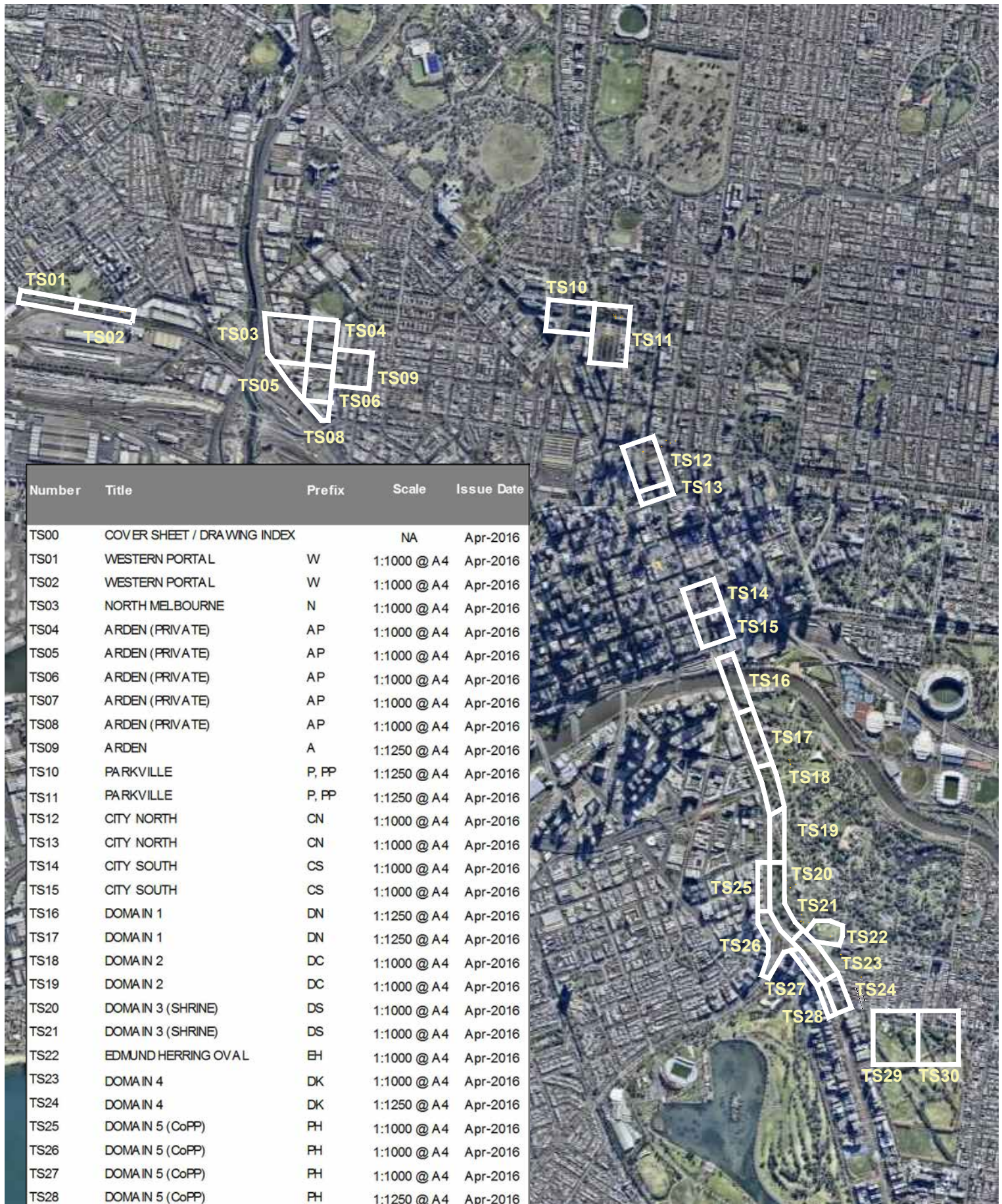




## **APPENDIX A**

### **TREE ASSESSMENT DATA**





Number	Title	Prefix	Scale	Issue Date
TS00	COVER SHEET / DRAWING INDEX		NA	Apr-2016
TS01	WESTERN PORTAL	W	1:1000 @ A4	Apr-2016
TS02	WESTERN PORTAL	W	1:1000 @ A4	Apr-2016
TS03	NORTH MELBOURNE	N	1:1000 @ A4	Apr-2016
TS04	ARDEN (PRIVATE)	AP	1:1000 @ A4	Apr-2016
TS05	ARDEN (PRIVATE)	AP	1:1000 @ A4	Apr-2016
TS06	ARDEN (PRIVATE)	AP	1:1000 @ A4	Apr-2016
TS07	ARDEN (PRIVATE)	AP	1:1000 @ A4	Apr-2016
TS08	ARDEN (PRIVATE)	AP	1:1000 @ A4	Apr-2016
TS09	ARDEN	A	1:1250 @ A4	Apr-2016
TS10	PARKVILLE	P, PP	1:1250 @ A4	Apr-2016
TS11	PARKVILLE	P, PP	1:1250 @ A4	Apr-2016
TS12	CITY NORTH	CN	1:1000 @ A4	Apr-2016
TS13	CITY NORTH	CN	1:1000 @ A4	Apr-2016
TS14	CITY SOUTH	CS	1:1000 @ A4	Apr-2016
TS15	CITY SOUTH	CS	1:1000 @ A4	Apr-2016
TS16	DOMAIN 1	DN	1:1250 @ A4	Apr-2016
TS17	DOMAIN 1	DN	1:1250 @ A4	Apr-2016
TS18	DOMAIN 2	DC	1:1000 @ A4	Apr-2016
TS19	DOMAIN 2	DC	1:1000 @ A4	Apr-2016
TS20	DOMAIN 3 (SHRINE)	DS	1:1000 @ A4	Apr-2016
TS21	DOMAIN 3 (SHRINE)	DS	1:1000 @ A4	Apr-2016
TS22	EDMUND HERRING OVAL	BH	1:1000 @ A4	Apr-2016
TS23	DOMAIN 4	DK	1:1000 @ A4	Apr-2016
TS24	DOMAIN 4	DK	1:1250 @ A4	Apr-2016
TS25	DOMAIN 5 (CoPP)	PH	1:1000 @ A4	Apr-2016
TS26	DOMAIN 5 (CoPP)	PH	1:1000 @ A4	Apr-2016
TS27	DOMAIN 5 (CoPP)	PH	1:1000 @ A4	Apr-2016
TS28	DOMAIN 5 (CoPP)	PH	1:1250 @ A4	Apr-2016
TS29	FAWKNER	F	1:1000 @ A4	Apr-2016
TS30	FAWKNER	F	1:1000 @ A4	Apr-2016



JOHN PATRICK PTY LTD  
324 Victoria Street,  
Richmond, VIC 3121  
T +61 3 9429 4855  
F +61 3 9429 8211  
admin@johnpatrick.com.au  
www.johnpatrick.com.au

CLIENT  
**MELBOURNE METRO**  
  
PROJECT  
**MELBOURNE METRO  
RAIL PROJECT**

DRAWING  
**INDEX PLAN**



SCALE 1:30 000 @A4  
DATE APRIL 2016  
DRAWN MF  
CHECKED SH  
JOB NO 15-280  
DWG NO TS00  
CAD FILE 15-280 L-TS01

**COPYRIGHT**  
This drawing must not be  
copied in whole or in part  
without the written consent  
of JOHN PATRICK Pty Ltd.  
  
**PLEASE NOTE**  
The contractor must verify all  
dimensions on site before  
commencing any work or  
preparing any shop drawings.  
  
Do not scale off drawings.





JOHN PATRICK PTY LTD  
324 Victoria Street,  
Richmond, VIC 3121  
T +61 3 9429 4855  
F +61 3 9429 8211  
admin@johnpatrick.com.au  
www.johnpatrick.com.au

CLIENT  
**MELBOURNE METRO**  
  
PROJECT  
**MELBOURNE METRO  
RAIL PROJECT**

DRAWING  
**WESTERN PORTAL**



SCALE 1:1000 @A3  
DATE AUGUST 2015  
DRAWN MF  
CHECKED SH  
JOB NO 15-280  
DWG NO TS01  
CAD FILE 15-280 L-TS01

**COPYRIGHT**  
This drawing must not be  
copied in whole or in part  
without the written consent  
of JOHN PATRICK Pty Ltd.  
  
**PLEASE NOTE**  
The contractor must verify all  
dimensions on site before  
commencing any work or  
preparing any shop drawings.  
Do not scale off drawings.





JOHN PATRICK PTY LTD  
324 Victoria Street,  
Richmond, VIC 3121  
T +61 3 9429 4855  
F +61 3 9429 8211  
admin@johnpatrick.com.au  
www.johnpatrick.com.au

CLIENT  
**MELBOURNE METRO**  
  
PROJECT  
**MELBOURNE METRO  
RAIL PROJECT**

DRAWING  
**WESTERN PORTAL**



SCALE 1:1000 @A3  
DATE AUGUST 2015  
DRAWN MF  
CHECKED SH  
JOB NO 15-280  
DWG NO TS02  
CAD FILE 15-280 L-TS01

**COPYRIGHT**  
This drawing must not be copied in whole or in part without the written consent of JOHN PATRICK Pty Ltd.  
  
**PLEASE NOTE**  
The contractor must verify all dimensions on site before commencing any work or preparing any shop drawings.  
  
Do not scale off drawings.

<b>Tree - W001</b>		<b><i>Eucalyptus cinerea</i> subsp.<i>cinerea</i> , Argyle Apple</b>	
Origin: Victoria	Type: Evergreen Broadleaf	Age: Juvenile	
DBH: 5 Estimate	Height: 3m	Width: 1m	TPZ: 2.0m
Crown class: Symmetrical	Health: Fair	Structure: Fair	ULE: 60+
COM ID: 1549077	Comments: roadworks around base, exposed root ball		
<b>Tree - W002</b>		<b><i>Eucalyptus cinerea</i> subsp.<i>cinerea</i> , Argyle Apple</b>	
Origin: Victoria	Type: Evergreen Broadleaf	Age:	
DBH:	Height: 0m	Width: 0m	TPZ: 0m
Crown class:	Health:	Structure:	ULE:
COM ID: 1549078	Comments: removed		
<b>Tree - W003</b>		<b><i>Eucalyptus cinerea</i> subsp.<i>cinerea</i> , Argyle Apple</b>	
Origin: Victoria	Type: Evergreen Broadleaf	Age:	
DBH:	Height: 0m	Width: 0m	TPZ: 0m
Crown class:	Health:	Structure:	ULE:
COM ID: 1549079	Comments: removed		
<b>Tree - W004</b>		<b><i>Eucalyptus cinerea</i> subsp.<i>cinerea</i> , Argyle Apple</b>	
Origin: Victoria	Type: Evergreen Broadleaf	Age:	
DBH:	Height: 0m	Width: 0m	TPZ: 0m
Crown class:	Health:	Structure:	ULE:
COM ID: 1549080	Comments: removed		
<b>Tree - W005</b>		<b><i>Eucalyptus cinerea</i> subsp.<i>cinerea</i> , Argyle Apple</b>	
Origin: Victoria	Type: Evergreen Broadleaf	Age: Juvenile	
DBH: 5 Estimate	Height: 2m	Width: 1m	TPZ: 2.0m
Crown class: Symmetrical	Health: Fair	Structure: Fair	ULE: 60+
COM ID: 1549081	Comments: roadworks, exposed root ball		
<b>Tree - W006</b>		<b><i>Eucalyptus cinerea</i> subsp.<i>cinerea</i> , Argyle Apple</b>	
Origin: Victoria	Type: Evergreen Broadleaf	Age:	
DBH:	Height: 0m	Width: 0m	TPZ: 0m
Crown class:	Health:	Structure:	ULE:
COM ID: 15490082	Comments: removed		
<b>Tree - W007</b>		<b><i>Eucalyptus nicholii</i> , Narrow-leaved Peppermint</b>	
Origin: Australian Native	Type: Evergreen Broadleaf	Age: Mature	
DBH: 74	Height: 15m	Width: 12m	TPZ: 8.9m
Crown class: Symmetrical	Health: Fair-Good	Structure: Fair-Good	ULE: 21-30
COM ID: 1063561	Comments: displacing kerb at base		
<b>Tree - W008</b>		<b><i>Allocasurina verticillata</i> , Drooping She-oak</b>	
Origin: Melbourne	Type: Evergreen Broadleaf	Age:	
DBH:	Height: 0m	Width: 0m	TPZ: 0m
Crown class:	Health:	Structure:	ULE:
COM ID: 1548966	Comments: assume removed		



<b>Tree - W009</b>		<b><i>Allocasurina verticillata</i> , Drooping She-oak</b>	
Origin: Melbourne	Type: Evergreen Broadleaf	Age: Juvenile	
DBH: 2 Estimate	Height: 3m	Width: 1m	TPZ: 2.0m
Crown class: Symmetrical	Health: Fair	Structure: Fair	ULE: 60+
COM ID: 1553010	Comments: new planting		
<b>Tree - W010</b>		<b><i>Tristaniopsis laurina</i> , Water Gum</b>	
Origin: Australian Native	Type: Evergreen Broadleaf	Age: Juvenile	
DBH: 2	Height: 2m	Width: 1m	TPZ: 2.0m
Crown class: Symmetrical	Health: Fair-Poor	Structure: Fair	ULE: 1-5
COM ID:	Comments: stressed new tree		
<b>Tree - W011</b>		<b><i>Allocasurina verticillata</i> , Drooping She-oak</b>	
Origin: Melbourne	Type: Evergreen Broadleaf	Age: Juvenile	
DBH: 2 Estimate	Height: 3m	Width: 1m	TPZ: 2.0m
Crown class: Symmetrical	Health: Poor	Structure: Fair	ULE: 1-5
COM ID: 1548967	Comments: few live stems		
<b>Tree - W012</b>		<b><i>Tristaniopsis laurina</i> , Water Gum</b>	
Origin: Australian Native	Type: Evergreen Broadleaf	Age: Juvenile	
DBH: 6	Height: 2m	Width: 1m	TPZ: 2.0m
Crown class: Symmetrical	Health: Poor	Structure: Fair	ULE: 60+
COM ID:	Comments:		
<b>Tree - W013</b>		<b><i>Allocasurina verticillata</i> , Drooping She-oak</b>	
Origin: Melbourne	Type: Evergreen Broadleaf	Age: Juvenile	
DBH: 2.5	Height: 3m	Width: 1m	TPZ: 2.0m
Crown class: Symmetrical	Health: Fair-Poor	Structure: Fair	ULE: 1-5
COM ID: 1548969	Comments: stressed new planting		
<b>Tree - W014</b>		<b><i>Tristaniopsis laurina</i> , Water Gum</b>	
Origin: Australian Native	Type: Evergreen Broadleaf	Age: Juvenile	
DBH: 11	Height: 4m	Width: 2m	TPZ: 2.0m
Crown class: Symmetrical	Health: Fair-Good	Structure: Fair	ULE: 60+
COM ID:	Comments: new planting		
<b>Tree - W015</b>		<b><i>Allocasurina verticillata</i> , Drooping She-oak</b>	
Origin: Melbourne	Type: Evergreen Broadleaf	Age: Semi-mature	
DBH: 30	Height: 11m	Width: 5m	TPZ: 3.6m
Crown class: Symmetrical	Health: Fair-Good	Structure: Fair	ULE: 31-60
COM ID: 1063562	Comments: excavation at base (new curb)		
<b>Tree - W016</b>		<b><i>Tristaniopsis laurina</i> , Water Gum</b>	
Origin: Australian Native	Type: Evergreen Broadleaf	Age: Juvenile	
DBH: Multi-stemmed	Height: 1m	Width: 1m	TPZ: 2.0m
Crown class: Symmetrical	Health: Fair-Poor	Structure: Poor	ULE: 1-5
COM ID:	Comments: stump sprouting		

<b>Tree - W017</b>		<b><i>Allocasurina verticillata</i> , Drooping She-oak</b>	
Origin: Melbourne	Type: Evergreen Broadleaf	Age: Juvenile	
DBH: 3 Estimate	Height: 3m	Width: 1m	TPZ: 2.0m
Crown class: Symmetrical	Health: Fair-Poor	Structure: Fair	ULE: 1-5
COM ID: 1548968	Comments: stressed new planting		
<b>Tree - W018</b>		<b><i>Allocasurina verticillata</i> , Drooping She-oak</b>	
Origin: Melbourne	Type: Evergreen Broadleaf	Age: Juvenile	
DBH: 3 Estimate	Height: 2m	Width: 1m	TPZ: 2.0m
Crown class: Symmetrical	Health: Fair	Structure: Fair	ULE: 60+
COM ID: 1548970	Comments: new planting		
<b>Tree - W019</b>		<b><i>Tristaniopsis laurina</i> , Water Gum</b>	
Origin: Australian Native	Type: Evergreen Broadleaf	Age: Juvenile	
DBH: 4 Estimate	Height: 2m	Width: 1m	TPZ: 2.0m
Crown class: Symmetrical	Health: Fair-Poor	Structure: Fair	ULE: 1-5
COM ID:	Comments: stressed new tree		
<b>Tree - W020</b>		<b><i>Jacaranda mimosifolia</i> , Jacaranda</b>	
Origin: Exotic	Type: Semi-deciduous Broadleaf	Age: Juvenile	
DBH: Multi-stemmed	Height: 2m	Width: 2m	TPZ: 2.0m
Crown class: Symmetrical	Health: Fair	Structure: Poor	ULE: 11-20
COM ID:	Comments: appears to be stump sprout		
<b>Tree - W021</b>		<b><i>Allocasurina verticillata</i> , Drooping She-oak</b>	
Origin: Melbourne	Type: Evergreen Broadleaf	Age: Juvenile	
DBH: 3 Estimate	Height: 2m	Width: 1m	TPZ: 2.0m
Crown class: Symmetrical	Health: Fair-Good	Structure: Fair-Poor	ULE: 60+
COM ID: 1063563	Comments: twisted stems, new planting		
<b>Tree - W022</b>		<b><i>Allocasurina verticillata</i> , Drooping She-oak</b>	
Origin: Melbourne	Type: Evergreen Broadleaf	Age: Juvenile	
DBH: 4 Estimate	Height: 4m	Width: 1m	TPZ: 2.0m
Crown class: Symmetrical	Health: Fair	Structure: Fair-Poor	ULE: 60+
COM ID: 1548971	Comments: contorted trunk, new planting		
<b>Tree - W023</b>		<b><i>Tristaniopsis laurina</i> , Water Gum</b>	
Origin: Australian Native	Type: Evergreen Broadleaf	Age: Juvenile	
DBH: 4 Estimate	Height: 2m	Width: 1m	TPZ: 2.0m
Crown class: Symmetrical	Health: Fair	Structure: Poor	ULE: 1-5
COM ID:	Comments: not viable in this location		
<b>Tree - W024</b>		<b><i>Tristaniopsis laurina</i> , Water Gum</b>	
Origin: Australian Native	Type: Evergreen Broadleaf	Age: Juvenile	
DBH: 4 Estimate	Height: 2m	Width: 2m	TPZ: 2.0m
Crown class: Symmetrical	Health: Fair	Structure: Fair-Good	ULE: 1-5
COM ID:	Comments: not viable in this location		

<b>Tree - W025</b>	<b><i>Lophostemon confertus</i> , Brush Box</b>		
Origin: Australian Native	Type: Evergreen Broadleaf	Age: Semi-mature	
DBH: 15	Height: 6m	Width: 4m	TPZ: 2.0m
Crown class: Symmetrical	Health: Fair	Structure: Fair	ULE: 31-60
COM ID: 1063564	Comments: torn branch over road		
<b>Tree - W026</b>	<b><i>Allocasurina verticillata</i> , Drooping She-oak</b>		
Origin: Melbourne	Type: Evergreen Broadleaf	Age: Juvenile	
DBH: 3 Estimate	Height: 4m	Width: 1m	TPZ: 2.0m
Crown class: Asymmetrical	Health: Fair	Structure: Fair-Poor	ULE: 11-20
COM ID: 1549491	Comments: too close to Lophostemon confertus (W025)		
<b>Tree - W027</b>	<b><i>Jacaranda mimosifolia</i> , Jacaranda</b>		
Origin: Exotic	Type: Semi-deciduous Broadleaf	Age: Juvenile	
DBH: Multi-stemmed	Height: 2m	Width: 1m	TPZ: 2.0m
Crown class: Symmetrical	Health: Fair	Structure: Fair-Poor	ULE: 21-30
COM ID:	Comments: multi-stemmed from base		
<b>Tree - W028</b>	<b><i>Allocasurina verticillata</i> , Drooping She-oak</b>		
Origin: Melbourne	Type: Evergreen Broadleaf	Age: Juvenile	
DBH: 3 Estimate	Height: 2m	Width: 1m	TPZ: 2.0m
Crown class: Symmetrical	Health: Poor	Structure: Poor	ULE: 1-5
COM ID: 1548972	Comments: stressed new tree		
<b>Tree - W029</b>	<b><i>Allocasurina verticillata</i> , Drooping She-oak</b>		
Origin: Melbourne	Type: Evergreen Broadleaf	Age: Juvenile	
DBH: 4 Estimate	Height: 3m	Width: 1m	TPZ: 2.0m
Crown class: Symmetrical	Health: Fair	Structure: Fair	ULE: 60+
COM ID: 1548974	Comments: new planting		
<b>Tree - W030</b>	<b><i>Lophostemon confertus</i> , Brush Box</b>		
Origin: Australian Native	Type: Evergreen Broadleaf	Age: Semi-mature	
DBH: 25 Measured low	Height: 6m	Width: 4m	TPZ: 3m
Crown class: Symmetrical	Health: Fair	Structure: Fair	ULE: 11-20
COM ID: 1063565	Comments: Lower scaffold pruned over road, mechanical damage from roadworks at base		
<b>Tree - W031</b>	<b><i>Allocasurina verticillata</i> , Drooping She-oak</b>		
Origin: Melbourne	Type: Evergreen Broadleaf	Age: Juvenile	
DBH: 4 Estimate	Height: 3m	Width: 1m	TPZ: 2.0m
Crown class: Symmetrical	Health: Fair-Poor	Structure: Fair	ULE: 1-5
COM ID: 1548973	Comments: Not viable in this location		
<b>Tree - W032</b>	<b><i>Tristaniopsis laurina</i> , Water Gum</b>		
Origin: Australian Native	Type: Evergreen Broadleaf	Age: Juvenile	
DBH: 7	Height: 3m	Width: 1m	TPZ: 2.0m
Crown class: Symmetrical	Health: Fair-Poor	Structure: Fair	ULE: 11-20
COM ID:	Comments: row of generally poor, new planted trees		



<b>Tree - W033</b>		<b><i>Allocasurina verticillata</i> , Drooping She-oak</b>	
<b>Origin:</b> Melbourne	<b>Type:</b> Evergreen Broadleaf		<b>Age:</b> Juvenile
<b>DBH:</b> 3 Estimate	<b>Height:</b> 2m	<b>Width:</b> 1m	<b>TPZ:</b> 2.0m
<b>Crown class:</b> Asymmetrical	<b>Health:</b> Fair-Poor	<b>Structure:</b> Fair-Poor	<b>ULE:</b> 1-5
<b>COM ID:</b> 1553009	<b>Comments:</b> Not viable in this location		

<b>Tree - W034</b>	<b><i>Casuarina cunninghamiana</i> , River She-oak</b>		
Origin: Australian Native	Type: Evergreen Broadleaf	Age: Mature	
DBH: 46	Height: 14m	Width: 9m	TPZ: 5.5m
Crown class: Symmetrical	Health: Fair-Good	Structure: Fair	ULE: 31-60
COM ID: 1052379	Comments: Row of trees on north side Childers Street. Max DBH 79		
<b>Tree - W035</b>	<b><i>Callistemon viminalis</i> , Weeping Bottlebrush</b>		
Origin: Australian Native	Type: Evergreen Broadleaf	Age: Juvenile	
DBH: <15 Multi-stemmed	Height: 4m	Width: 2m	TPZ: 2.0m
Crown class: Symmetrical	Health: Fair-Good	Structure: Fair-Poor	ULE: 31-60
COM ID: -	Comments: Continuous row of partially clipped small trees to south side of Childers road reserve.		
<b>Tree - W036</b>	<b><i>Tristaniopsis laurina</i> , Water Gum</b>		
Origin: Australian Native	Type: Evergreen Broadleaf	Age: Juvenile	
DBH: 3 Estimate	Height: 1m	Width: 1m	TPZ: 2.0m
Crown class: Symmetrical	Health: Fair-Good	Structure: Fair-Good	ULE: 31-60
COM ID: 1286944	Comments: Newly planted tree		
<b>Tree - W037</b>	<b><i>Tristaniopsis laurina</i> , Water Gum</b>		
Origin: Australian Native	Type: Evergreen Broadleaf	Age: Juvenile	
DBH: 11	Height: 4m	Width: 2m	TPZ: 2.0m
Crown class: Symmetrical	Health: Fair-Good	Structure: Fair-Good	ULE: 31-60
COM ID: 1286936	Comments:		
<b>Tree - W038</b>	<b><i>Tristaniopsis laurina</i> , Water Gum</b>		
Origin: Australian Native	Type: Evergreen Broadleaf	Age: Juvenile	
DBH: 13 Measured low	Height: 5m	Width: 3m	TPZ: 2.0m
Crown class: Symmetrical	Health: Fair-Good	Structure: Fair	ULE: 31-60
COM ID: 1286935	Comments:		
<b>Tree - W039</b>	<b><i>Tristaniopsis laurina</i> , Water Gum</b>		
Origin: Australian Native	Type: Evergreen Broadleaf	Age: Juvenile	
DBH: 7 Estimate	Height: 2m	Width: 1m	TPZ: 2.0m
Crown class: Symmetrical	Health: Fair-Good	Structure: Fair-Poor	ULE: 31-60
COM ID: 1286934	Comments: Stout contorted stem		
<b>Tree - W040</b>	<b><i>Tristaniopsis laurina</i> , Water Gum</b>		
Origin: Australian Native	Type: Evergreen Broadleaf	Age: Juvenile	
DBH: 15 Measured low	Height: 4m	Width: 4m	TPZ: 2.0m
Crown class: Symmetrical	Health: Fair-Good	Structure: Fair	ULE: 31-60
COM ID: 1286933	Comments: on cusp of semi-maturity		
<b>Tree - W041</b>	<b><i>Tristaniopsis laurina</i> , Water Gum</b>		
Origin: Australian Native	Type: Evergreen Broadleaf	Age: Juvenile	
DBH: 10 Estimate low	Height: 3m	Width: 2m	TPZ: 2.0m
Crown class: Symmetrical	Health: Fair-Good	Structure: Fair-Good	ULE: 31-60
COM ID: 1286932	Comments:		

<b>Tree - W042</b>	<b><i>Tristaniopsis laurina</i> , Water Gum</b>		
Origin: Australian Native	Type: Evergreen Broadleaf	Age: Juvenile	
DBH: Multi-stemmed	Height: 1m	Width: 1m	TPZ: 2.0m
Crown class: Regrowth	Health: Fair-Good	Structure: Poor	ULE: 11-20
COM ID: 1454929	Comments: Stump sprout		
<b>Tree - W043</b>	<b><i>Tristaniopsis laurina</i> , Water Gum</b>		
Origin: Australian Native	Type: Evergreen Broadleaf	Age: Juvenile	
DBH: 10 Estimate low	Height: 4m	Width: 3m	TPZ: 2.0m
Crown class: Symmetrical	Health: Fair-Good	Structure: Fair	ULE: 31-60
COM ID: 1286930	Comments:		
<b>Tree - W044</b>	<b><i>Corymbia maculata</i> , Spotted Gum</b>		
Origin: Victoria	Type: Evergreen Broadleaf	Age: Mature	
DBH: 71	Height: 17m	Width: 18m	TPZ: 8.5m
Crown class: Symmetrical	Health: Fair-Good	Structure: Fair	ULE: 31-60
COM ID: 1052233	Comments: Codominant form		
<b>Tree - W045</b>	<b><i>Tristaniopsis laurina</i> , Water Gum</b>		
Origin: Australian Native	Type: Evergreen Broadleaf	Age: Juvenile	
DBH: 7 Measured low	Height: 3m	Width: 2m	TPZ: 2.0m
Crown class: Symmetrical	Health: Fair	Structure: Fair-Good	ULE: 31-60
COM ID: 1063640	Comments: Newly planted		
<b>Tree - W046</b>	<b><i>Tristaniopsis laurina</i> , Water Gum</b>		
Origin: Australian Native	Type: Evergreen Broadleaf	Age: Juvenile	
DBH: 7 Estimate low	Height: 2m	Width: 2m	TPZ: 2.0m
Crown class: Symmetrical	Health: Fair	Structure: Fair	ULE: 31-60
COM ID: 1063639	Comments:		
<b>Tree - W047</b>	<b><i>Tristaniopsis laurina</i> , Water Gum</b>		
Origin: Australian Native	Type: Evergreen Broadleaf	Age: Juvenile	
DBH: 2	Height: 2m	Width: 1m	TPZ: 2.0m
Crown class: Symmetrical	Health: Poor	Structure: Fair	ULE: 0
COM ID: 1052232	Comments: Too close to adjacent large tree		
<b>Tree - W048</b>	<b><i>Casuarina cunninghamiana</i> , River She-oak</b>		
Origin: Australian Native	Type: Evergreen Broadleaf	Age: Mature	
DBH: 36	Height: 15m	Width: 9m	TPZ: 4.3m
Crown class: Asymmetrical	Health: Fair-Good	Structure: Fair-Poor	ULE: 11-20
COM ID: 1052231	Comments: Leader broken out		
<b>Tree - W049</b>	<b><i>Casuarina cunninghamiana</i> , River She-oak</b>		
Origin: Australian Native	Type: Evergreen Broadleaf	Age: Semi-mature	
DBH: 31	Height: 15m	Width: 8m	TPZ: 3.7m
Crown class: Intermediate	Health: Fair-Good	Structure: Fair-Poor	ULE: 11-20
COM ID: 1052230	Comments: Codominant with flange development below narrow union		



<b>Tree - W050</b>		<b><i>Casuarina cunninghamiana</i> , River She-oak</b>	
Origin: Australian Native	Type: Evergreen Broadleaf	Age: Mature	
DBH: 35	Height: 15m	Width: 9m	TPZ: 4.2m
Crown class: Intermediate	Health: Fair-Good	Structure: Fair	ULE: 21-30
COM ID: -	Comments: Growing as pair		
<b>Tree - W051</b>		<b><i>Casuarina cunninghamiana</i> , River She-oak</b>	
Origin: Australian Native	Type: Evergreen Broadleaf	Age: Semi-mature	
DBH: Multi-stemmed	Height: 6m	Width: 4m	TPZ: 2.0m
Crown class: Symmetrical	Health: Fair-Good	Structure: Poor	ULE: 6-10
COM ID: -	Comments: Multi stemmed stump sprout		
<b>Tree - W052</b>		<b><i>Populus sp.</i> , Poplar</b>	
Origin: Exotic	Type: Deciduous Broadleaf	Age: Mature	
DBH: 73	Height: 20m	Width: 21m	TPZ: 8.8m
Crown class: Symmetrical	Health: Fair-Poor	Structure: Fair-Poor	ULE: 6-10
COM ID: 1052436	Comments: Sparse with small deadwood throughout		
<b>Tree - W053</b>		<b><i>Lophostemon confertus</i> , Brush Box</b>	
Origin: Australian Native	Type: Evergreen Broadleaf	Age: Mature	
DBH: 42	Height: 9m	Width: 9m	TPZ: 5m
Crown class: Symmetrical	Health: Fair-Good	Structure: Fair-Good	ULE: 31-60
COM ID: 1016458	Comments:		
<b>Tree - W054</b>		<b><i>Lophostemon confertus</i> , Brush Box</b>	
Origin: Australian Native	Type: Evergreen Broadleaf	Age: Mature	
DBH: 44	Height: 10m	Width: 10m	TPZ: 5.3m
Crown class: Symmetrical	Health: Fair	Structure: Fair-Poor	ULE: 21-30
COM ID: 1016457	Comments: Canyon pruned		
<b>Tree - W055</b>		<b><i>Lophostemon confertus</i> , Brush Box</b>	
Origin: Australian Native	Type: Evergreen Broadleaf	Age: Juvenile	
DBH: 7	Height: 4m	Width: 3m	TPZ: 2.0m
Crown class: Symmetrical	Health: Fair-Good	Structure: Fair-Poor	ULE: 60+
COM ID: 1285678	Comments: Newly planted street tree		
<b>Tree - W056</b>		<b><i>Lophostemon confertus</i> , Brush Box</b>	
Origin: Australian Native	Type: Evergreen Broadleaf	Age: Mature	
DBH: 50	Height: 9m	Width: 8m	TPZ: 6m
Crown class: Symmetrical	Health: Fair	Structure: Fair	ULE: 31-60
COM ID: 1289524	Comments:		
<b>Tree - W057</b>		<b>,</b>	
Origin:	Type:	Age:	
DBH:	Height: 0m	Width: 0m	TPZ: 0m
Crown class:	Health:	Structure:	ULE:
COM ID: -	Comments: Tree removed		

Tree - W058		Lophostemon confertus , Brush Box	
Origin: Australian Native	Type: Evergreen Broadleaf	Age: Mature	
DBH: 51	Height: 11m	Width: 10m	TPZ: 6.1m
Crown class: Symmetrical	Health: Fair-Good	Structure: Fair-Good	ULE: 31-60
COM ID: 1016459	Comments:		
Tree - W059		Lophostemon confertus , Brush Box	
Origin: Australian Native	Type: Evergreen Broadleaf	Age: Mature	
DBH: 50	Height: 8m	Width: 10m	TPZ: 6m
Crown class: Symmetrical	Health: Fair-Good	Structure: Fair	ULE: 31-60
COM ID: 1016460	Comments:		
Tree - W060		Brachychiton acerifolius , Illawarra Flame Tree	
Origin: Australian Native	Type: Semi-deciduous Broadleaf	Age: Juvenile	
DBH: 4	Height: 2m	Width: 1m	TPZ: 2.0m
Crown class: Symmetrical	Health: Fair	Structure: Fair	ULE: 60+
COM ID: -	Comments: Newly planted		
Tree - W061		Brachychiton acerifolius , Illawarra Flame Tree	
Origin: Australian Native	Type: Semi-deciduous Broadleaf	Age: Juvenile	
DBH: 2 Estimate	Height: 2m	Width: 1m	TPZ: 2.0m
Crown class: Symmetrical	Health: Fair	Structure: Fair	ULE: 60+
COM ID: -	Comments: Defoliated but budding - transplant shock		
Tree - W062		,	
Origin:	Type:	Age:	
DBH:	Height: 0m	Width: 0m	TPZ: 0m
Crown class:	Health:	Structure:	ULE:
COM ID: -	Comments: Vacant		
Tree - W063		,	
Origin:	Type:	Age:	
DBH:	Height: 0m	Width: 0m	TPZ: 0m
Crown class:	Health:	Structure:	ULE:
COM ID: -	Comments: Vacant		
Tree - W064		Platanus xacerifolia , London Plane	
Origin: Exotic	Type: Deciduous Broadleaf	Age: Mature	
DBH: 54	Height: 18m	Width: 15m	TPZ: 6.5m
Crown class: Symmetrical	Health: Fair	Structure: Fair	ULE: 31-60
COM ID: 1052437	Comments:		
Tree - W065		Grevillea robusta , Silky Oak	
Origin: Australian Native	Type: Evergreen Broadleaf	Age: Over mature	
DBH: 41	Height: 16m	Width: 6m	TPZ: 4.9m
Crown class: Symmetrical	Health: Poor	Structure: Fair-Poor	ULE: 1-5
COM ID: 1052438	Comments: Poor tree		

<b>Tree - W066</b>		<b><i>Melaleuca linariifolia</i> , Snow-in-summer</b>	
Origin: Australian Native	Type: Evergreen Broadleaf		Age: Mature
DBH: 48 18 19	Height: 8m	Width: 8m	TPZ: 2.0m
Crown class: Intermediate	Health: Fair-Poor	Structure: Fair	ULE: 6-10
COM ID: 1052439	Comments: Appears to be declining		
<b>Tree - W067</b>		<b><i>Ulmus sp.</i> , Elm</b>	
Origin: Exotic	Type: Deciduous Broadleaf		Age: Mature
DBH: 61	Height: 14m	Width: 0m	TPZ: 7.3m
Crown class: Symmetrical	Health: Dormant	Structure: Fair-Good	ULE: 31-60
COM ID: 1052440	Comments:		
<b>Tree - W068</b>		<b><i>Ulmus glabra</i> 'Lutescens', Golden Wych Elm</b>	
Origin: Exotic	Type: Deciduous Broadleaf		Age: Semi-mature
DBH: 31	Height: 9m	Width: 10m	TPZ: 3.7m
Crown class: Symmetrical	Health: Dormant	Structure: Fair-Good	ULE: 31-60
COM ID: 1052441	Comments:		
<b>Tree - W069</b>		<b><i>Eucalyptus sideroxylon</i> , Red Ironbark</b>	
Origin: Victoria	Type: Evergreen Broadleaf		Age: Semi-mature
DBH: 63	Height: 19m	Width: 18m	TPZ: 7.6m
Crown class: Symmetrical	Health: Fair-Good	Structure: Fair-Good	ULE: 31-60
COM ID: 1052442	Comments:		
<b>Tree - W070</b>		<b><i>Eucalyptus mannifera</i> , Red Spotted Gum</b>	
Origin: Victoria	Type: Evergreen Broadleaf		Age: Semi-mature
DBH: 60	Height: 17m	Width: 14m	TPZ: 7.2m
Crown class: Symmetrical	Health: Fair-Good	Structure: Fair	ULE: 31-60
COM ID: 1052480	Comments: Swelling at primary union		
<b>Tree - W071</b>		<b>, </b>	
Origin:	Type:		Age:
DBH:	Height: 0m	Width: 0m	TPZ: 0m
Crown class:	Health:	Structure:	ULE:
COM ID: -	Comments: Missing		
<b>Tree - W072</b>		<b><i>Eucalyptus camaldulensis</i> , River Red Gum</b>	
Origin: Melbourne	Type: Evergreen Broadleaf		Age: Semi-mature
DBH: 57 Measured low	Height: 22m	Width: 14m	TPZ: 6.8m
Crown class: Symmetrical	Health: Fair	Structure: Poor	ULE: 6-10
COM ID: 1052478	Comments: Multiple failures. Large epicormic regrowth		
<b>Tree - W073</b>		<b><i>Eucalyptus camaldulensis</i> , River Red Gum</b>	
Origin: Melbourne	Type: Evergreen Broadleaf		Age: Mature
DBH: 79	Height: 16m	Width: 18m	TPZ: 9.5m
Crown class: Symmetrical	Health: Fair	Structure: Fair	ULE: 31-60
COM ID: 1052479	Comments:		




<b>Tree - W074</b>		<b><i>Brachychiton acerifolius</i> , Illawarra Flame Tree</b>	
Origin: Australian Native	Type: Semi-deciduous Broadleaf	Age: Juvenile	
DBH: 9	Height: 3m	Width: 2m	TPZ: 2.0m
Crown class: Symmetrical	Health: Fair	Structure: Fair-Good	ULE: 60+
COM ID: 1063785	Comments:		
<b>Tree - W075</b>		<b><i>Brachychiton acerifolius</i> , Illawarra Flame Tree</b>	
Origin: Australian Native	Type: Semi-deciduous Broadleaf	Age: Juvenile	
DBH: 8	Height: 3m	Width: 2m	TPZ: 2.0m
Crown class: Symmetrical	Health: Fair	Structure: Fair-Good	ULE: 60+
COM ID: 1063784	Comments: sap		
<b>Tree - W076</b>		<b><i>Brachychiton acerifolius</i> , Illawarra Flame Tree</b>	
Origin: Australian Native	Type: Semi-deciduous Broadleaf	Age: Juvenile	
DBH: 10	Height: 4m	Width: 2m	TPZ: 2.0m
Crown class: Symmetrical	Health: Fair	Structure: Fair-Good	ULE: 60+
COM ID: 1063782	Comments: sap		
<b>Tree - W077</b>		<b><i>Brachychiton acerifolius</i> , Illawarra Flame Tree</b>	
Origin: Australian Native	Type: Semi-deciduous Broadleaf	Age: Juvenile	
DBH: 10	Height: 4m	Width: 2m	TPZ: 2.0m
Crown class: Symmetrical	Health: Fair-Good	Structure: Fair-Good	ULE: 60+
COM ID: 1063783	Comments:		
<b>Tree - W078</b>		<b><i>Brachychiton acerifolius</i> , Illawarra Flame Tree</b>	
Origin: Australian Native	Type: Semi-deciduous Broadleaf	Age: Juvenile	
DBH: 8	Height: 3m	Width: 2m	TPZ: 2.0m
Crown class: Symmetrical	Health: Fair	Structure: Fair-Good	ULE: 60+
COM ID: 1063781	Comments:		
<b>Tree - W079</b>		<b><i>Brachychiton acerifolius</i> , Illawarra Flame Tree</b>	
Origin: Australian Native	Type: Semi-deciduous Broadleaf	Age: Juvenile	
DBH: 7	Height: 4m	Width: 2m	TPZ: 2.0m
Crown class: Symmetrical	Health: Fair-Good	Structure: Fair-Good	ULE: 60+
COM ID: 1456786	Comments: sap		
<b>Tree - W080</b>		<b><i>Brachychiton acerifolius</i> , Illawarra Flame Tree</b>	
Origin: Australian Native	Type: Semi-deciduous Broadleaf	Age: Juvenile	
DBH: 10	Height: 0m	Width: 0m	TPZ: 2.0m
Crown class: Symmetrical	Health: Fair-Good	Structure: Fair-Good	ULE: 60+
COM ID: 1063786	Comments: sap		
<b>Tree - W081</b>		<b><i>Corymbia ficifolia</i> , Red-flowering Gum</b>	
Origin: Australian Native	Type: Evergreen Broadleaf	Age:	
DBH:	Height: 0m	Width: 0m	TPZ: 0m
Crown class:	Health:	Structure:	ULE:
COM ID: 1056264	Comments: Missing		

<b>Tree - W082</b>		<b><i>Corymbia maculata</i> , Spotted Gum</b>	
Origin: Victoria	Type: Evergreen Broadleaf	Age: Mature	
DBH: 62	Height: 19m	Width: 16m	TPZ: 7.4m
Crown class: Symmetrical	Health: Fair-Good	Structure: Fair	ULE: 31-60
COM ID: 1052474	Comments:		
<b>Tree - W083</b>		<b><i>Corymbia maculata</i> , Spotted Gum</b>	
Origin: Victoria	Type: Evergreen Broadleaf	Age: Semi-mature	
DBH: 47	Height: 19m	Width: 10m	TPZ: 5.6m
Crown class: Asymmetrical	Health: Fair-Good	Structure: Fair-Poor	ULE: 11-20
COM ID: 1052475	Comments: Partially supressed. Copse		
<b>Tree - W084</b>		<b><i>Corymbia maculata</i> , Spotted Gum</b>	
Origin: Victoria	Type: Evergreen Broadleaf	Age: Mature	
DBH: 62	Height: 24m	Width: 14m	TPZ: 7.4m
Crown class: Symmetrical	Health: Fair	Structure: Fair	ULE: 31-60
COM ID: 1052476	Comments: Copse		
<b>Tree - W085</b>		<b><i>Corymbia maculata</i> , Spotted Gum</b>	
Origin: Victoria	Type: Evergreen Broadleaf	Age: Mature	
DBH: 85	Height: 26m	Width: 14m	TPZ: 10.2m
Crown class: Symmetrical	Health: Fair	Structure: Fair	ULE: 31-60
COM ID: 1052477	Comments: Copse		
<b>Tree - W086</b>			
Origin:	Type:	Age:	
DBH:	Height: 0m	Width: 0m	TPZ: 0m
Crown class:	Health:	Structure:	ULE:
COM ID: 1056272	Comments: Removed		
<b>Tree - W087</b>		<b><i>Corymbia maculata</i> , Spotted Gum</b>	
Origin: Victoria	Type: Evergreen Broadleaf	Age: Juvenile	
DBH: 8	Height: 5m	Width: 2m	TPZ: 2.0m
Crown class: Symmetrical	Health: Fair-Good	Structure: Fair	ULE: 6-10
COM ID: 1056268	Comments: Large recent basal wound		
<b>Tree - W088</b>		<b><i>Corymbia maculata</i> , Spotted Gum</b>	
Origin: Victoria	Type: Evergreen Broadleaf	Age: Juvenile	
DBH: 7	Height: 4m	Width: 2m	TPZ: 2.0m
Crown class: Symmetrical	Health: Fair	Structure: Fair	ULE: 31-60
COM ID: 1056269	Comments: Trunk wound		
<b>Tree - W089</b>		<b><i>Corymbia maculata</i> , Spotted Gum</b>	
Origin: Victoria	Type: Evergreen Broadleaf	Age: Juvenile	
DBH: 15	Height: 12m	Width: 0m	TPZ: 2.0m
Crown class: Symmetrical	Health: Fair-Good	Structure: Fair-Good	ULE: 60+
COM ID: 1056270	Comments:		

<b>Tree - W090</b>		<b><i>Corymbia maculata</i> , Spotted Gum</b>	
Origin: Victoria	Type: Evergreen Broadleaf	Age: Semi-mature	
DBH: 20	Height: 11m	Width: 5m	TPZ: 2.4m
Crown class: Symmetrical	Health: Fair-Good	Structure: Fair	ULE: 31-60
COM ID: 1056263	Comments: One of pair		
<b>Tree - W091</b>		<b><i>Corymbia maculata</i> , Spotted Gum</b>	
Origin: Victoria	Type: Evergreen Broadleaf	Age: Semi-mature	
DBH: 23	Height: 13m	Width: 4m	TPZ: 2.8m
Crown class: Symmetrical	Health: Fair	Structure: Fair	ULE: 31-60
COM ID: 1056262	Comments: One of pair		
<b>Tree - W092</b>		<b><i>Corymbia maculata</i> , Spotted Gum</b>	
Origin: Victoria	Type: Evergreen Broadleaf	Age: Juvenile	
DBH: 15	Height: 12m	Width: 5m	TPZ: 2.0m
Crown class: Symmetrical	Health: Fair	Structure: Fair	ULE: 31-60
COM ID: 1056261	Comments:		
<b>Tree - W093</b>		<b><i>Corymbia maculata</i> , Spotted Gum</b>	
Origin: Victoria	Type: Evergreen Broadleaf	Age: Semi-mature	
DBH: 26	Height: 13m	Width: 6m	TPZ: 3.1m
Crown class: Symmetrical	Health: Fair	Structure: Fair	ULE: 31-60
COM ID: 1056252	Comments:		
<b>Tree - W094</b>		<b><i>Corymbia maculata</i> , Spotted Gum</b>	
Origin: Victoria	Type: Evergreen Broadleaf	Age: Semi-mature	
DBH: 21	Height: 13m	Width: 6m	TPZ: 2.5m
Crown class: Symmetrical	Health: Fair-Good	Structure: Fair	ULE: 60+
COM ID: 1056258	Comments:		
<b>Tree - W095</b>		<b><i>Eucalyptus sideroxylon</i> , Red Ironbark</b>	
Origin: Victoria	Type: Evergreen Broadleaf	Age: Semi-mature	
DBH: 30	Height: 17m	Width: 6m	TPZ: 3.6m
Crown class: Symmetrical	Health: Fair	Structure: Fair	ULE: 31-60
COM ID: -	Comments: Slightly sparse		
<b>Tree - W096</b>		<b><i>Brachychiton acerifolius</i> , Illawarra Flame Tree</b>	
Origin: Australian Native	Type: Semi-deciduous Broadleaf	Age: Juvenile	
DBH: 8	Height: 2m	Width: 2m	TPZ: 2.0m
Crown class: Symmetrical	Health: Fair-Good	Structure: Fair	ULE: 60+
COM ID: -	Comments:		
<b>Tree - W097</b>		<b><i>Brachychiton acerifolius</i> , Illawarra Flame Tree</b>	
Origin: Australian Native	Type: Semi-deciduous Broadleaf	Age: Juvenile	
DBH: 3	Height: 2m	Width: 1m	TPZ: 2.0m
Crown class: Symmetrical	Health: Fair	Structure: Fair	ULE: 60+
COM ID: -	Comments: Spindly		





JOHN PATRICK PTY LTD  
324 Victoria Street,  
Richmond, VIC 3121  
T +61 3 9429 4855  
F +61 3 9429 8211  
admin@johnpatrick.com.au  
www.johnpatrick.com.au

CLIENT  
**MELBOURNE METRO**  
  
PROJECT  
**MELBOURNE METRO  
RAIL PROJECT**  
  
**Arboricultural Assessment**

DRAWING  
**NORTH MELBOURNE  
(LANGFORD STREET)**




SCALE 1:1000 @A4  
DATE NOV 2015  
DRAWN MF  
CHECKED SH  
JOB NO 15-280  
DWG NO TS03  
CAD FILE 15-280 L-TS01

**COPYRIGHT**  
This drawing must not be  
copied in whole or in part  
without the written consent  
of JOHN PATRICK Pty Ltd.  
  
**PLEASE NOTE**  
The contractor must verify all  
dimensions on site before  
commencing any work or  
preparing any shop drawings.  
Do not scale off drawings.

<b>Tree - L001</b>		<b><i>Melaleuca styphelioides</i> , Prickly-leaved Paperbark</b>	
Origin: Australian Native	Type: Evergreen Broadleaf	Age: Semi-mature	
DBH: 30	Height: 9m	Width: 6m	TPZ: 3.6m
Crown class: Symmetrical	Health: Fair	Structure: Fair	ULE: 21-30
COM ID: 1018462	Comments:		
<b>Tree - L002</b>		<b><i>Melaleuca styphelioides</i> , Prickly-leaved Paperbark</b>	
Origin: Australian Native	Type: Evergreen Broadleaf	Age: Semi-mature	
DBH: 40	Height: 10m	Width: 8m	TPZ: 4.8m
Crown class: Symmetrical	Health: Fair-Good	Structure: Fair-Poor	ULE: 11-20
COM ID: 1018463	Comments: Failure scars west side		
<b>Tree - L003</b>		<b><i>Melaleuca styphelioides</i> , Prickly-leaved Paperbark</b>	
Origin: Australian Native	Type: Evergreen Broadleaf	Age: Mature	
DBH: 50	Height: 12m	Width: 8m	TPZ: 6m
Crown class: Symmetrical	Health: Fair-Poor	Structure: Poor	ULE: 6-10
COM ID: 1018464	Comments: Conk in narrow union south side		
<b>Tree - L004</b>		<b><i>Tilia cordata</i> , Small-leaved Linden</b>	
Origin: Exotic	Type: Deciduous Broadleaf	Age: Juvenile	
DBH: 3 Estimate	Height: 3m	Width: 1m	TPZ: 2.0m
Crown class: Symmetrical	Health: Dormant	Structure: Fair-Good	ULE: 60+
COM ID: 1508309	Comments: Recently planted.		
<b>Tree - L005</b>		<b><i>Syzygium paniculatum</i> , Magenta Cherry</b>	
Origin: Australian Native	Type: Evergreen Broadleaf	Age: Semi-mature	
DBH: Multi-stemmed	Height: 8m	Width: 6m	TPZ: 2.0m
Crown class: Symmetrical	Health: Fair	Structure: Fair	ULE: 6-10
	Comments: Soil mounded over trunk to 2m		
<b>Tree - L006</b>		<b><i>Fraxinus angustifolia</i> , Desert Ash</b>	
Origin: Exotic	Type: Deciduous Broadleaf	Age: Semi-mature	
DBH: 40 Estimate	Height: 8m	Width: 8m	TPZ: 4.8m
Crown class: Symmetrical	Health: Fair-Good	Structure: Fair-Poor	ULE: 0
	Comments: Dimensions for larger specimens. Weed trees through site		
<b>Tree - L007</b>		<b><i>Schinus areira</i> , Peppercorn Tree</b>	
Origin: Exotic	Type: Evergreen Broadleaf	Age: Mature	
DBH: 80 Estimate	Height: 13m	Width: 13m	TPZ: 9.6m
Crown class: Symmetrical	Health: Fair-Good	Structure: Fair	ULE: 21-30
	Comments: Difficult to sight. Likely weed.		
<b>Tree - L008</b>		<b><i>Schinus areira</i> , Peppercorn Tree</b>	
Origin: Exotic	Type: Evergreen Broadleaf	Age: Semi-mature	
DBH: 40	Height: 12m	Width: 8m	TPZ: 4.8m
Crown class: Suppressed	Health: Fair-Good	Structure: Poor	ULE: 11-20
	Comments: Growing out to west. Likely weed		

<b>Tree - L009</b>	<b><i>Schinus areira</i> , Peppercorn Tree</b>		
<b>Origin:</b> Exotic	<b>Type:</b> Evergreen Broadleaf	<b>Age:</b> Semi-mature	
<b>DBH:</b> 25 Estimate	<b>Height:</b> 7m	<b>Width:</b> 5m	<b>TPZ:</b> 3m
<b>Crown class:</b> Symmetrical	<b>Health:</b> Fair-Good	<b>Structure:</b> Fair	<b>ULE:</b> 0
<b>Comments:</b> Weed growing out from slab			





JOHN PATRICK PTY LTD  
324 Victoria Street,  
Richmond, VIC 3121  
T +61 3 9429 4855  
F +61 3 9429 8211  
admin@johnpatrick.com.au  
www.johnpatrick.com.au

CLIENT  
**MELBOURNE METRO**  
  
PROJECT  
**MELBOURNE METRO  
RAIL PROJECT**

DRAWING  
**ARDEN (PRIVATE)**



SCALE 1:1000 @A3  
DATE OCTOBER 2015  
DRAWN MF  
CHECKED SH  
JOB NO 15-280  
DWG NO TS04  
CAD FILE 15-280 L-TS01

**COPYRIGHT**  
This drawing must not be  
copied in whole or in part  
without the written consent  
of JOHN PATRICK Pty Ltd.  
  
**PLEASE NOTE**  
The contractor must verify all  
dimensions on site before  
preparing any shop drawings.  
Do not scale off drawings.



JOHN PATRICK PTY LTD  
324 Victoria Street,  
Richmond, VIC 3121  
T +61 3 9429 4855  
F +61 3 9429 8211  
admin@johnpatrick.com.au  
www.johnpatrick.com.au

CLIENT  
**MELBOURNE METRO**

PROJECT  
**MELBOURNE METRO  
RAIL PROJECT**

DRAWING  
**ARDEN (PRIVATE)**



SCALE 1:1000 @A3  
DATE OCTOBER 2015  
DRAWN MF  
CHECKED SH  
JOB NO 15-280  
DWG NO TS05  
CAD FILE 15-280 L-TS01

**COPYRIGHT**  
This drawing must not be  
copied in whole or in part  
without the written consent  
of JOHN PATRICK Pty Ltd.

**PLEASE NOTE**  
The contractor must verify all  
dimensions on site before  
commencing any work or  
preparing any shop drawings.  
Do not scale off drawings.





JOHN PATRICK PTY LTD  
324 Victoria Street,  
Richmond, VIC 3121  
T +61 3 9429 4855  
F +61 3 9429 8211  
admin@johnpatrick.com.au  
www.johnpatrick.com.au

CLIENT  
**MELBOURNE METRO**

PROJECT  
**MELBOURNE METRO  
RAIL PROJECT**

DRAWING  
**ARDEN (PRIVATE)**




SCALE 1:1000 @A3  
DATE OCTOBER 2015  
DRAWN MF  
CHECKED SH  
JOB NO 15-280  
DWG NO TS06  
CAD FILE 15-280 L-TS01

**COPYRIGHT**  
This drawing must not be  
copied in whole or in part  
without the written consent  
of JOHN PATRICK Pty Ltd.

**PLEASE NOTE**  
The contractor must verify all  
dimensions on site before  
commencing any work or  
preparing any shop drawings.  
Do not scale off drawings.





JOHN PATRICK PTY LTD  
324 Victoria Street,  
Richmond, VIC 3121  
T +61 3 9429 4855  
F +61 3 9429 8211  
admin@johnpatrick.com.au  
www.johnpatrick.com.au

CLIENT  
**MELBOURNE METRO**  
  
PROJECT  
**MELBOURNE METRO  
RAIL PROJECT**


DRAWING  
**ARDEN (PRIVATE)**



SCALE 1:1000 @A3  
DATE OCTOBER 2015  
DRAWN MF  
CHECKED SH  
JOB NO 15-280  
DWG NO TS07  
CAD FILE 15-280 L-TS01

**COPYRIGHT**  
This drawing must not be  
copied in whole or in part  
without the written consent  
of JOHN PATRICK Pty Ltd.  
  
**PLEASE NOTE**  
The contractor must verify all  
dimensions on site before  
commencing any work or  
preparing any shop drawings.  
Do not scale off drawings.





JOHN PATRICK PTY LTD  
324 Victoria Street,  
Richmond, VIC 3121  
T +61 3 9429 4855  
F +61 3 9429 8211  
admin@johnpatrick.com.au  
www.johnpatrick.com.au

CLIENT  
**MELBOURNE METRO**  
  
PROJECT  
**MELBOURNE METRO  
RAIL PROJECT**

DRAWING  
**ARDEN (PRIVATE)**



SCALE 1:1000 @A3  
DATE OCTOBER 2015  
DRAWN MF  
CHECKED SH  
JOB NO 15-280  
DWG NO TS08  
CAD FILE 15-280 L-TS01

**COPYRIGHT**  
This drawing must not be  
copied in whole or in part  
without the written consent  
of JOHN PATRICK Pty Ltd.  
  
**PLEASE NOTE**  
The contractor must verify all  
dimensions on site before  
commencing any work or  
preparing any shop drawings.  
Do not scale off drawings.

<b>Tree - AP001</b>		<b><i>Platanus xacerifolia</i> , London Plane</b>	
Origin: Exotic	Type: Deciduous Broadleaf		Age: Semi-mature
DBH: 70	Height: 22m	Width: 15m	TPZ: 8.4m
Crown class: Symmetrical	Health: Dormant	Structure: Fair	ULE: 21-30
Comments: Growing in small round, raised cut out. Canopy uplifted.			
<b>Tree - AP002</b>		<b><i>Eucalyptus viminalis</i> subsp. <i>pryoriana</i> , Rough Barked Manna Gum</b>	
Origin: Melbourne	Type: Evergreen Broadleaf		Age: Mature
DBH: 120	Height: 21m	Width: 9m	TPZ: 14.4m
Crown class: Symmetrical	Health: Fair	Structure: Fair-Poor	ULE: 21-30
Comments: Large number of lower branches removed with resultant epicormic growth. Growing against fence.			
<b>Tree - AP003</b>		<b><i>Schinus areira</i> , Peppercorn Tree</b>	
Origin: Exotic	Type: Evergreen Broadleaf		Age: Semi-mature
DBH: <15	Height: 4m	Width: 2m	TPZ: 2.0m
Crown class: Symmetrical	Health: Fair	Structure: Fair-Poor	ULE: 0
Comments: Group of apparently self-sown trees along embankment.			
<b>Tree - AP004</b>		<b><i>Schinus areira</i> , Peppercorn Tree</b>	
Origin: Exotic	Type: Evergreen Broadleaf		Age: Semi-mature
DBH: <15	Height: 4m	Width: 2m	TPZ: 2.0m
Crown class: Symmetrical	Health: Fair	Structure: Fair-Poor	ULE: 0
Comments: Group of apparently self-sown trees along embankment			
<b>Tree - AP005</b>		<b><i>Schinus areira</i> , Peppercorn Tree</b>	
Origin: Exotic	Type: Evergreen Broadleaf		Age: Semi-mature
DBH: 40 Estimate	Height: 15m	Width: 12m	TPZ: 4.8m
Crown class: Symmetrical	Health: Fair	Structure: Fair-Poor	ULE: 6-10
Comments: Four trees - measurements are of largest. 2nd tree from north in decline. Northern tree partly failed.			
<b>Tree - AP006</b>		<b><i>Schinus areira</i> , Peppercorn Tree</b>	
Origin: Exotic	Type: Evergreen Broadleaf		Age: Semi-mature
DBH: 40 Estimate	Height: 11m	Width: 8m	TPZ: 4.8m
Crown class: Symmetrical	Health: Fair	Structure: Fair-Poor	ULE: 11-20
Comments: Row along fence line. Some planted intermingled with self-sown trees. History of pruning/lopping, particularly to north. Western two trees lighter in colour with sparser foliage.			
<b>Tree - AP007</b>		<b><i>Schinus areira</i> , Peppercorn Tree</b>	
Origin: Exotic	Type: Evergreen Broadleaf		Age: Semi-mature
DBH: <15	Height: 4m	Width: 2m	TPZ: 2.0m
Crown class: Symmetrical	Health: Fair	Structure: Fair-Poor	ULE: 0
Comments: Group of apparently self-sown trees growing along embankments.			
<b>Tree - AP008</b>		<b><i>Schinus areira</i> , Peppercorn Tree</b>	
Origin: Exotic	Type: Evergreen Broadleaf		Age: Semi-mature
DBH: 40 Estimate	Height: 11m	Width: 10m	TPZ: 4.8m
Crown class: Symmetrical	Health: Fair	Structure: Fair-Poor	ULE: 11-20
Comments:			



<b>Tree - AP009</b>		<b><i>Schinus areira</i> , Peppercorn Tree</b>	
Origin: Exotic	Type: Evergreen Broadleaf	Age: Semi-mature	
DBH: 30 Estimate	Height: 8m	Width: 8m	TPZ: 3.6m
Crown class: Symmetrical	Health: Fair	Structure: Fair	ULE: 21-30
Comments: Row of 3 trees.			
<b>Tree - AP010</b>		<b><i>Schinus areira</i> , Peppercorn Tree</b>	
Origin: Exotic	Type: Evergreen Broadleaf	Age: Mature	
DBH: 100, 60 Estimate	Height: 20m	Width: 16m	TPZ: 15m
Crown class: Symmetrical	Health: Fair	Structure: Fair-Poor	ULE: 11-20
Comments: Large tree. Codominant from near base. Large branches removed with epicormic growth.			
<b>Tree - AP011</b>		<b><i>Platanus xacerifolia</i> , London Plane</b>	
Origin: Exotic	Type: Deciduous Broadleaf	Age: Semi-mature	
DBH: 40 Estimate	Height: 18m	Width: 8m	TPZ: 4.8m
Crown class: Symmetrical	Health: Dormant	Structure: Fair	ULE: 21-30
Comments: Codominant from 1.5m. Difficult to assess due to access.			
<b>Tree - AP012</b>		<b><i>Schinus areira</i> , Peppercorn Tree</b>	
Origin: Exotic	Type: Evergreen Broadleaf	Age: Mature	
DBH: 100 Estimate low	Height: 15m	Width: 10m	TPZ: 12m
Crown class: Symmetrical	Health: Fair	Structure: Fair-Poor	ULE: 11-20
Comments: Codominant from 1.2m.			
<b>Tree - AP013</b>		<b><i>Schinus areira</i> , Peppercorn Tree</b>	
Origin: Exotic	Type: Evergreen Broadleaf	Age: Mature	
DBH: 100 Estimate	Height: 13m	Width: 12m	TPZ: 12m
Crown class: Symmetrical	Health: Fair	Structure: Fair	ULE: 11-20
Comments:			
<b>Tree - AP014</b>		<b><i>Schinus areira</i> , Peppercorn Tree</b>	
Origin: Exotic	Type: Evergreen Broadleaf	Age: Mature	
DBH: 120 Estimate low	Height: 17m	Width: 12m	TPZ: 14.4m
Crown class: Symmetrical	Health: Fair	Structure: Fair-Poor	ULE: 11-20
Comments: Codominant from 1.2m. Decay in pruning wound.			
<b>Tree - AP015</b>		<b><i>Populus nigra var.italica</i> , Lombardy Poplar</b>	
Origin: Exotic	Type: Deciduous Broadleaf	Age: Semi-mature	
DBH: 40 Estimate	Height: 25m	Width: 4m	TPZ: 4.8m
Crown class: Symmetrical	Health: Dormant	Structure: Fair-Poor	ULE: 6-10
Comments: Group of 3 or 1 tree codominant from base. Suckering at base - difficult to fully assess base.			
<b>Tree - AP016</b>		<b><i>Populus nigra var.italica</i> , Lombardy Poplar</b>	
Origin: Exotic	Type: Deciduous Broadleaf	Age: Semi-mature	
DBH: 20 Estimate	Height: 22m	Width: 3m	TPZ: 2.4m
Crown class: Symmetrical	Health: Dormant	Structure: Fair	ULE: 0
Comments: Probably suckers from Tree 15.			

<b>Tree - AP017</b>		<b><i>Unknown sp.</i> , Genus uncertain</b>	
Origin:	Type:	Age: Semi-mature	
DBH:	Height: 6m	Width: 5m	TPZ: 0m
Crown class: Symmetrical	Health: Fair	Structure:	ULE:
Comments: Need better access to fully assess.			
<b>Tree - AP018</b>		<b><i>Schinus areira</i> , Peppercorn Tree</b>	
Origin: Exotic	Type: Evergreen Broadleaf	Age: Semi-mature	
DBH: 20 Estimate	Height: 7m	Width: 5m	TPZ: 2.4m
Crown class: Symmetrical	Health: Fair	Structure:	ULE: 0
Comments: Group of probably self-sown trees. Difficult to assess without better access.			
<b>Tree - AP019</b>		<b><i>Schinus areira</i> , Peppercorn Tree</b>	
Origin: Exotic	Type: Evergreen Broadleaf	Age: Semi-mature	
DBH: 20 Estimate	Height: 7m	Width: 5m	TPZ: 2.4m
Crown class: Symmetrical	Health: Fair	Structure:	ULE: 0
Comments: Group of probably self-sown trees. Difficult to assess without better access.			
<b>Tree - AP020</b>		<b><i>Schinus areira</i> , Peppercorn Tree</b>	
Origin: Exotic	Type: Evergreen Broadleaf	Age: Semi-mature	
DBH: 20 Estimate	Height: 12m	Width: 8m	TPZ: 2.4m
Crown class: Symmetrical	Health: Fair	Structure: Fair-Poor	ULE: 11-20
Comments: Codominant from near base. Difficult to fully assess.			
<b>Tree - AP021</b>		<b><i>Acacia melanoxylon</i> , Blackwood</b>	
Origin: Melbourne	Type: Evergreen Broadleaf	Age: Semi-mature	
DBH: 14	Height: 4m	Width: 3m	TPZ: 2.0m
Crown class: Asymmetrical	Health: Fair	Structure: Poor	ULE: 0
Comments: Severe growth lean to east due to tree 14 - unviable.			
<b>Tree - AP022</b>		<b><i>Acacia melanoxylon</i> , Blackwood</b>	
Origin: Melbourne	Type: Evergreen Broadleaf	Age: Semi-mature	
DBH: 15 Estimate	Height: 6m	Width: 4m	TPZ: 2.0m
Crown class: Symmetrical	Health: Fair	Structure: Fair	ULE: 0
Comments:			
<b>Tree - AP023</b>		<b><i>Schinus areira</i> , Peppercorn Tree</b>	
Origin: Exotic	Type: Evergreen Broadleaf	Age: Semi-mature	
DBH: 60, 40 Estimate	Height: 11m	Width: 11m	TPZ: 8.7m
Crown class: Symmetrical	Health: Fair	Structure: Poor	ULE: 0
Comments: Probably self-sown. Growing around fence posts. Multiple attachments at 2m. Decay in wound.			
<b>Tree - AP024</b>		<b><i>Schinus areira</i> , Peppercorn Tree</b>	
Origin: Exotic	Type: Evergreen Broadleaf	Age: Semi-mature	
DBH: 27	Height: 11m	Width: 5m	TPZ: 3.2m
Crown class: Symmetrical	Health: Fair	Structure: Fair	ULE: 0
Comments: Self-sown. Growing around fence.			

<b>Tree - AP025</b>		<b><i>Fraxinus angustifolia</i> subsp.<i>angustifolia</i> , Desert Ash</b>	
Origin: Exotic weed	Type: Deciduous Broadleaf	Age: Semi-mature	
DBH: 30 Estimate	Height: 8m	Width: 8m	TPZ: 3.6m
Crown class: Symmetrical	Health: Dormant	Structure: Fair	ULE: 0
Comments: Weed. Possibly self-sown. Codominant from base.			
<b>Tree - AP026</b>		<b><i>Fraxinus angustifolia</i> subsp.<i>angustifolia</i> , Desert Ash</b>	
Origin: Exotic weed	Type: Deciduous Broadleaf	Age: Mature	
DBH: 55	Height: 13m	Width: 13m	TPZ: 6.6m
Crown class: Symmetrical	Health: Dormant	Structure: Fair	ULE: 0
Comments: Large weedy tree growing against building.			
<b>Tree - AP027</b>		<b><i>Syzygium paniculatum</i> , Magenta Cherry</b>	
Origin: Australian Native	Type: Evergreen Broadleaf	Age: Semi-mature	
DBH: 30 Estimate	Height: 10m	Width: 8m	TPZ: 3.6m
Crown class: Symmetrical	Health: Fair	Structure: Fair	ULE: 21-30
Comments: Row of 5 trees growing alongside of building. All codominant from 1.5m.			
<b>Tree - AP028</b>		<b><i>Pittosporum undulatum</i> , Sweet Pittosporum</b>	
Origin: Native weed	Type: Evergreen Broadleaf	Age: Semi-mature	
DBH: 25 Estimate	Height: 8m	Width: 4m	TPZ: 3m
Crown class: Symmetrical	Health: Fair	Structure: Fair	ULE: 0
Comments: Row of three weedy trees along fence.			
<b>Tree - AP029</b>		<b><i>Fraxinus angustifolia</i> subsp.<i>angustifolia</i> , Desert Ash</b>	
Origin: Exotic weed	Type: Deciduous Broadleaf	Age: Semi-mature	
DBH: 30 Estimate	Height: 10m	Width: 10m	TPZ: 3.6m
Crown class: Symmetrical	Health: Dormant	Structure: Fair-Poor	ULE: 0
Comments: Epicormic growth/suckers at base. Codominant from 1.2m. Pruned from powerlines.			
<b>Tree - AP030</b>		<b><i>Melaleuca linariifolia</i> , Snow-in-summer Species uncertain</b>	
Origin: Australian Native	Type: Evergreen Broadleaf	Age: Semi-mature	
DBH: 50 Estimate	Height: 10m	Width: 10m	TPZ: 6m
Crown class: Symmetrical	Health: Fair	Structure: Fair	ULE: 21-30
Comments: Possibly multiple attachments - difficult to fully assess due to access (including species ID).			
<b>Tree - AP031</b>		<b><i>Melaleuca linariifolia</i> , Snow-in-summer Species uncertain</b>	
Origin: Australian Native	Type: Evergreen Broadleaf	Age: Semi-mature	
DBH: n/a	Height: 8m	Width: 6m	TPZ:
Crown class: Symmetrical	Health: Fair	Structure: Fair	ULE: 21-30
Comments: Difficult to fully assess due to access.			
<b>Tree - AP032</b>		<b><i>Cupressus torulosa</i> , Bhutan Cypress</b>	
Origin: Exotic	Type: Evergreen Conifer	Age: Semi-mature	
DBH: 40 Estimate low	Height: 14m	Width: 8m	TPZ: 4.8m
Crown class: Symmetrical	Health: Fair-Good	Structure: Fair-Poor	ULE: 31-60
Comments:			



<b>Tree - AP033</b>		<b><i>Agonis flexuosa</i> , Willow Myrtle</b>	
Origin: Australian Native	Type: Evergreen Broadleaf	Age: Semi-mature	
DBH: 15, 15 Estimate	Height: 4m	Width: 6m	TPZ: 2.5m
Crown class: Asymmetrical	Health: Poor	Structure: Poor	ULE: 0
Comments: In severe decline.			
<b>Tree - AP034</b>		<b><i>Cupressus sempervirens</i> Stricta Group, Pencil Pine</b>	
Origin: Exotic	Type: Evergreen Conifer	Age: Semi-mature	
DBH: <15	Height: 7m	Width: 1m	TPZ: 2.0m
Crown class: Symmetrical	Health: Fair	Structure: Fair	ULE: 21-30
Comments: Row of 11 trees growing alongside of building.			
<b>Tree - AP035</b>		<b><i>Cupressus macrocarpa</i> , Monterey Cypress</b>	
Origin: Exotic	Type: Evergreen Conifer	Age: Semi-mature	
DBH: 100+	Height: 9m	Width: 6m	TPZ: 12m
Crown class: Trained	Health: Fair-Poor	Structure: Poor	ULE: 0
Comments: Top lopped for powerlines. Large amount of deadwood.			
<b>Tree - AP036</b>		<b><i>Prunus armeniaca</i> , Apricot</b>	
Origin: Exotic	Type: Deciduous Broadleaf	Age: Mature	
DBH: 25 Estimate low	Height: 6m	Width: 5m	TPZ: 3.0m
Crown class: Asymmetrical	Health: Dormant	Structure: Poor	ULE: 1-5
Comments: Growing close to building.			
<b>Tree - AP037</b>		<b><i>Fraxinus angustifolia</i> subsp.<i>angustifolia</i> , Desert Ash</b>	
Origin: Exotic weed	Type: Deciduous Broadleaf	Age: Semi-mature	
DBH: 40 Estimate	Height: 12m	Width: 10m	TPZ: 4.8m
Crown class: Symmetrical	Health: Dormant	Structure: Fair-Poor	ULE: 0
Comments: Weedy tree. Multiple attachments at 2m.			
<b>Tree - AP038</b>		<b><i>Syzygium smithii</i> , Lilly Pilly</b>	
Origin: Victoria	Type: Evergreen Broadleaf	Age: Semi-mature	
DBH: 25 Estimate low	Height: 7m	Width: 3m	TPZ: 3.0m
Crown class: Symmetrical	Health: Fair	Structure: Fair	ULE: 1-5
Comments:			
<b>Tree - AP039</b>		<b><i>Schinus areira</i> , Peppercorn Tree</b>	
Origin: Exotic	Type: Evergreen Broadleaf	Age: Semi-mature	
DBH: 60 Estimate	Height: 13m	Width: 16m	TPZ: 7.2m
Crown class: Symmetrical	Health: Fair	Structure: Fair	ULE: 21-30
Comments: Nice tree.			
<b>Tree - AP040</b>		<b><i>Syzygium smithii</i> , Lilly Pilly</b>	
Origin: Victoria	Type: Evergreen Broadleaf	Age: Semi-mature	
DBH: 40 Estimate	Height: 10m	Width: 6m	TPZ: 4.8m
Crown class: Symmetrical	Health: Fair-Poor	Structure: Fair-Poor	ULE: 11-20
Comments: Multiple attachments at 1.5m. Sparse, yellowing foliage.			

<b>Tree - AP041</b>		<b><i>Melaleuca armillaris</i> , Bracelet Honey-myrtle</b>	
Origin: Native weed (potential)	Type: Evergreen Broadleaf		Age: Mature
DBH: 50 Estimate low	Height: 9m	Width: 10m	TPZ: 6m
Crown class: Symmetrical	Health: Fair-Poor	Structure: Poor	ULE: 1-5
Comments: Sparse canopy. Multiple attachments at 0.8m			
<b>Tree - AP042</b>		<b><i>Schinus areira</i> , Peppercorn Tree</b>	
Origin: Exotic	Type: Evergreen Broadleaf		Age: Semi-mature
DBH: 45 Estimate	Height: 15m	Width: 10m	TPZ: 5.4m
Crown class: Symmetrical	Health: Fair	Structure: Fair	ULE: 11-20
Comments: Mature sucker - lopped.			
<b>Tree - AP043</b>		<b><i>Acer negundo</i> , Box Elder</b>	
Origin: Exotic weed	Type: Deciduous Broadleaf		Age: Semi-mature
DBH: 35 Estimate	Height: 10m	Width: 10m	TPZ: 4.2m
Crown class: Symmetrical	Health: Dormant	Structure: Fair-Poor	ULE: 1-5
Comments: Codominant from 0.4m.			
<b>Tree - AP044</b>		<b><i>Schinus areira</i> , Peppercorn Tree</b>	
Origin: Exotic	Type: Evergreen Broadleaf		Age: Semi-mature
DBH: 20 Estimate	Height: 8m	Width: 5m	TPZ: 2.4m
Crown class: Symmetrical	Health: Fair	Structure: Fair	ULE: 31-60
Comments: Group of 8+ trees.			
<b>Tree - AP045</b>		<b><i>Schinus areira</i> , Peppercorn Tree</b>	
Origin: Exotic	Type: Evergreen Broadleaf		Age: Semi-mature
DBH: n/a	Height: 6m	Width: 6m	TPZ:
Crown class: Symmetrical	Health: Fair	Structure:	ULE: 21-30
Comments: Unable to assess base due to access.			
<b>Tree - AP046</b>		<b><i>Unknown sp.</i> , Genus uncertain</b>	
Origin:	Type:		Age: Semi-mature
DBH: 30 Estimate	Height: 10m	Width: 8m	TPZ: 3.6m
Crown class: Symmetrical	Health: Dormant	Structure: Fair	ULE: 6-10
Comments: Unidentified deciduous tree - ID in spring.			
<b>Tree - AP047</b>		<b><i>Schinus areira</i> , Peppercorn Tree</b>	
Origin: Exotic	Type: Evergreen Broadleaf		Age: Semi-mature
DBH: 40 Estimate	Height: 14m	Width: 16m	TPZ: 4.8m
Crown class: Symmetrical	Health: Fair	Structure: Fair	ULE: 31-60
Comments: Small self-sown tree growing to east.			
<b>Tree - AP048</b>		<b><i>Schinus areira</i> , Peppercorn Tree</b>	
Origin: Exotic	Type: Evergreen Broadleaf		Age: Semi-mature
DBH: 30 Estimate	Height: 14m	Width: 10m	TPZ: 3.6m
Crown class: Symmetrical	Health: Fair	Structure: Fair	ULE: 31-60
Comments: Difficult to assess base.			

<b>Tree - AP049</b>		<b><i>Schinus areira</i> , Peppercorn Tree</b>	
Origin: Exotic	Type: Evergreen Broadleaf		Age: Semi-mature
DBH: 15 Estimate	Height: 5m	Width: 6m	TPZ: 2.0m
Crown class: Symmetrical	Health: Fair	Structure: Fair	ULE: 31-60
Comments:			
<b>Tree - AP050</b>		<b><i>Acer negundo</i> , Box Elder Genus uncertain</b>	
Origin: Exotic weed	Type: Deciduous Broadleaf		Age: Semi-mature
DBH: 20, 20 Estimate	Height: 10m	Width: 6m	TPZ: 3.4m
Crown class: Symmetrical	Health: Dormant	Structure: Fair-Poor	ULE: 1-5
Comments: Check ID in spring. Growing through fence. Possibly self-sown. Other smaller self-sown trees surrounding.			
<b>Tree - AP051</b>		<b><i>Cupressus sempervirens</i> , Italian Cypress</b>	
Origin: Exotic	Type: Evergreen Conifer		Age: Semi-mature
DBH: <15	Height: 4m	Width: 1m	TPZ: 2.0m
Crown class: Symmetrical	Health: Fair	Structure: Fair	ULE: 21-30
Comments: 8 trees growing in front of building.			
<b>Tree - AP052</b>		<b><i>Melaleuca armillaris</i> , Bracelet Honey-myrtle</b>	
Origin: Native weed (potential)	Type: Evergreen Broadleaf		Age: Semi-mature
DBH: 40 Estimate low	Height: 3m	Width: 6m	TPZ: 4.8m
Crown class: Asymmetrical	Health: Fair	Structure: Poor	ULE: 0
Comments: Severe growth lean.			
<b>Tree - AP053</b>		<b><i>Hakea salicifolia</i> , Willow-leaved Hakea</b>	
Origin: Native weed	Type: Evergreen Broadleaf		Age: Semi-mature
DBH: 20 Estimate	Height: 4m	Width: 4m	TPZ: 2.4m
Crown class: Symmetrical	Health: Fair	Structure: Fair-Poor	ULE: 1-5
Comments: Group of mostly natives mostly including <i>H. salicifolia</i> & <i>Angophora costata</i> . Ones closest to Hytech drive in decline. Also includes a number of self-sown weeds including <i>Erioboryta japonica</i> and <i>Acer negundo</i> .			
<b>Tree - AP054</b>		<b><i>Corymbia maculata</i> , Spotted Gum</b>	
Origin: Victoria	Type: Evergreen Broadleaf		Age: Semi-mature
DBH: 23	Height: 11m	Width: 5m	TPZ: 2.8m
Crown class: Symmetrical	Health: Good	Structure: Fair-Poor	ULE: 11-20
Comments: Bifurcated co dominants with bark inclusion, basal wound			
<b>Tree - AP055</b>		<b><i>Eucalyptus polyanthemos</i> subsp. <i>vestita</i> , Red Box</b>	
Origin: Melbourne	Type: Evergreen Broadleaf		Age: Semi-mature
DBH: 27	Height: 11m	Width: 5m (est)	TPZ: 3.2m
Crown class: Intermediate	Health: Good	Structure: Fair-Poor	ULE: 11-20
Comments: Bifurcated codominant stem with inclusion			
<b>Tree - AP056</b>		<b><i>Corymbia maculata</i> , Spotted Gum</b>	
Origin: Victoria	Type: Evergreen Broadleaf		Age: Semi-mature
DBH: 24	Height: 12m	Width: 5m	TPZ: 2.9m
Crown class: Intermediate	Health: Good	Structure: Fair	ULE: 21-30
Comments:			



<b>Tree - AP057</b>		<b><i>Corymbia maculata</i> , Spotted Gum</b>	
Origin: Victoria	Type: Evergreen Broadleaf	Age: Semi-mature	
DBH: 23	Height: 12m	Width: 5m	TPZ: 2.8m
Crown class: Intermediate	Health: Good	Structure: Fair	ULE: 21-30
Comments:			
<b>Tree - AP058</b>		<b><i>Corymbia maculata</i> , Spotted Gum</b>	
Origin: Victoria	Type: Evergreen Broadleaf	Age: Semi-mature	
DBH: 30	Height: 14m	Width: 8m	TPZ: 3.6m
Crown class: Intermediate	Health: Good	Structure: Fair	ULE: 21-30
Comments:			
<b>Tree - AP059</b>		<b><i>Eucalyptus sp.</i> ,</b>	
Origin:	Type: Evergreen Broadleaf	Age: Semi-mature	
DBH: 27	Height: 7m	Width: 6m	TPZ: 3.2m
Crown class: Intermediate	Health: Good	Structure: Fair-Poor	ULE: 11-20
Comments: poor form and structure limits ule			
<b>Tree - AP060</b>		<b><i>Eucalyptus leucoxylon</i> , Yellow Gum</b>	
Origin: Melbourne	Type: Evergreen Broadleaf	Age: Semi-mature	
DBH: 16	Height: 6m	Width: 3m	TPZ: 2.0m
Crown class: Intermediate	Health: Good	Structure: Fair-Poor	ULE: 11-20
Comments:			
<b>Tree - AP061</b>		<b><i>Eucalyptus polyanthemos</i> subsp. <i>vestita</i> , Red Box</b>	
Origin: Melbourne	Type: Evergreen Broadleaf	Age: Semi-mature	
DBH: 28	Height: 10m	Width: 8m	TPZ: 3.4m
Crown class: Intermediate	Health: Good	Structure: Fair	ULE: 11-20
Comments:			
<b>Tree - AP062</b>		<b><i>Eucalyptus camaldulensis</i> , River Red Gum</b>	
Origin: Melbourne	Type: Evergreen Broadleaf	Age: Semi-mature	
DBH: 30	Height: 10m	Width: 11m	TPZ: 3.6m
Crown class: Intermediate	Health: Fair	Structure: Fair	ULE: 21-30
Comments:			
<b>Tree - AP063</b>		<b><i>Callistemon sp.</i> , Bottlebrush</b>	
Origin: Australian Native	Type: Evergreen Broadleaf	Age: Semi-mature	
DBH: 11	Height: 5m	Width: 4m	TPZ: 2.0m
Crown class: Suppressed	Health: Good	Structure: Fair	ULE: 11-20
Comments:			
<b>Tree - AP064</b>		<b><i>Eucalyptus camaldulensis</i> , River Red Gum</b>	
Origin: Melbourne	Type: Evergreen Broadleaf	Age: Semi-mature	
DBH: 39	Height: 11m	Width: 12m	TPZ: 4.7m
Crown class: Symmetrical	Health: Good	Structure: Fair-Poor	ULE: 11-20
Comments: laterals poorly attached			

<b>Tree - AP065</b>		<b><i>Eucalyptus camaldulensis</i> , River Red Gum</b>	
Origin: Melbourne	Type: Evergreen Broadleaf	Age: Semi-mature	
DBH: 30 Measured	Height: 11m	Width: 11m	TPZ: 3.6m
Crown class: Symmetrical	Health: Good	Structure: Fair	ULE: 21-30
Comments:			
<b>Tree - AP066</b>		<b><i>Corymbia maculata</i> , Spotted Gum</b>	
Origin: Victoria	Type: Evergreen Broadleaf	Age: Semi-mature	
DBH: 27	Height: 12m	Width: 6m	TPZ: 3.2m
Crown class: Intermediate	Health: Good	Structure: Fair	ULE: 11-20
Comments:			
<b>Tree - AP067</b>		<b><i>Corymbia maculata</i> , Spotted Gum</b>	
Origin: Victoria	Type: Evergreen Broadleaf	Age: Semi-mature	
DBH: 21	Height: 13m	Width: 5m	TPZ: 2.5m
Crown class: Intermediate	Health: Good	Structure: Fair-Poor	ULE: 11-20
Comments: co dominant inclusion			
<b>Tree - AP068</b>		<b><i>Corymbia maculata</i> , Spotted Gum</b>	
Origin: Victoria	Type: Evergreen Broadleaf	Age: Semi-mature	
DBH: 29	Height: 15m	Width: 7m	TPZ: 3.5m
Crown class: Intermediate	Health: Good	Structure: Fair	ULE: 21-30
Comments:			
<b>Tree - AP069</b>		<b><i>Corymbia maculata</i> , Spotted Gum</b>	
Origin: Victoria	Type: Evergreen Broadleaf	Age: Semi-mature	
DBH: 16 Estimate	Height: 4m	Width: 4m	TPZ: 2.0m
Crown class: Suppressed	Health: Good	Structure: Fair	ULE: 11-20
Comments:			
<b>Tree - AP070</b>		<b><i>Schinus areira</i> , Peppercorn Tree</b>	
Origin: Exotic	Type: Evergreen Broadleaf	Age: Mature	
DBH: 80 Estimate	Height: 11m	Width: 15m	TPZ: 9.6m
Crown class: Symmetrical	Health: Good	Structure: Fair	ULE: 21-30
Comments:			
<b>Tree - AP071</b>		<b><i>Eucalyptus leucoxylon</i> , Yellow Gum</b>	
Origin: Melbourne	Type: Evergreen Broadleaf	Age: Semi-mature	
DBH: 30 Estimate	Height: 8m	Width: 8m	TPZ: 3.6m
Crown class: Symmetrical	Health: Fair	Structure: Fair	ULE: 11-20
Comments:			
<b>Tree - AP072</b>		<b><i>Eucalyptus camaldulensis</i> , River Red Gum</b>	
Origin: Melbourne	Type: Evergreen Broadleaf	Age: Mature	
DBH: 115	Height: 25m	Width: 22m	TPZ: 13.8m
Crown class: Symmetrical	Health: Good	Structure: Fair	ULE: 31-60
Comments: High landscape contribution			

<b>Tree - AP073</b>		<b><i>Eucalyptus conferruminata</i> , Bald Island Marlock</b>	
Origin: Australian Native	Type: Evergreen Broadleaf	Age: Semi-mature	
DBH: 25 Estimate	Height: 9m	Width: 12m	TPZ: 3m
Crown class: Symmetrical	Health: Fair	Structure: Fair-Poor	ULE: 11-20
Comments:			
<b>Tree - AP074</b>		<b><i>Callistemon sp.</i> , Bottlebrush</b>	
Origin: Australian Native	Type: Evergreen Broadleaf	Age: Semi-mature	
DBH: 28 Estimate	Height: 7m	Width: 0m	TPZ: 3.4m
Crown class: Intermediate	Health: Fair	Structure: Fair-Poor	ULE: 6-10
Comments: multi stemmed at ground level			
<b>Tree - AP075</b>		<b><i>Callistemon sp.</i> , Bottlebrush</b>	
Origin: Australian Native	Type: Evergreen Broadleaf	Age: Semi-mature	
DBH: 15	Height: 7m	Width: 6m	TPZ: 2.0m
Crown class: Suppressed	Health: Fair	Structure: Fair	ULE: 11-20
Comments:			
<b>Tree - AP076</b>		<b><i>Eucalyptus leucoxylon</i> , Yellow Gum</b>	
Origin: Melbourne	Type: Evergreen Broadleaf	Age: Semi-mature	
DBH: 20	Height: 7m	Width: 4m	TPZ: 2.4m
Crown class: Intermediate	Health: Poor	Structure: Fair-Poor	ULE: 0
Comments: almost dead			
<b>Tree - AP077</b>		<b><i>Eucalyptus leucoxylon</i> , Yellow Gum</b>	
Origin: Melbourne	Type: Evergreen Broadleaf	Age: Semi-mature	
DBH: 15 Estimate	Height: 7m	Width: 4m	TPZ: 2.0m
Crown class: Intermediate	Health: Fair	Structure: Fair	ULE: 11-20
Comments:			
<b>Tree - AP078</b>		<b><i>Eucalyptus leucoxylon</i> , Yellow Gum</b>	
Origin: Melbourne	Type: Evergreen Broadleaf	Age: Semi-mature	
DBH: 18	Height: 7m	Width: 4m	TPZ: 2.2m
Crown class: Symmetrical	Health: Fair	Structure: Fair	ULE: 21-30
Comments:			
<b>Tree - AP079</b>		<b><i>Melaleuca armillaris</i> , Bracelet Honey-myrtle</b>	
Origin: Native weed (potential)	Type: Evergreen Broadleaf	Age: Semi-mature	
DBH: 10 Estimate	Height: 7m	Width: 4m	TPZ: 2.0m
Crown class: Symmetrical	Health: Fair	Structure: Fair	ULE: 11-20
Comments: group of 3			
<b>Tree - AP080</b>		<b><i>Schinus areira</i> , Peppercorn Tree</b>	
Origin: Exotic	Type: Evergreen Broadleaf	Age: Semi-mature	
DBH: 40 Estimate	Height: 9m	Width: 7m	TPZ: 4.8m
Crown class: Symmetrical	Health: Good	Structure: Fair	ULE: 21-30
Comments:			



<b>Tree - AP081</b>		<b><i>Schinus areira</i> , Peppercorn Tree</b>	
Origin: Exotic	Type: Evergreen Broadleaf		Age: Semi-mature
DBH: 25 Estimate	Height: 5m	Width: 7m	TPZ: 3m
Crown class: Symmetrical	Health: Good	Structure: Fair	ULE: 11-20
Comments: Inappropriately located			
<b>Tree - AP082</b>		<b><i>Schinus areira</i> , Peppercorn Tree</b>	
Origin: Exotic	Type: Evergreen Broadleaf		Age: Semi-mature
DBH: 30 Estimate	Height: 9m	Width: 15m	TPZ: 3.6m
Crown class: Symmetrical	Health: Good	Structure: Fair	ULE: 11-20
Comments: Inappropriately located			
<b>Tree - AP083</b>		<b><i>Schinus areira</i> , Peppercorn Tree</b>	
Origin: Exotic	Type: Evergreen Broadleaf		Age: Semi-mature
DBH: 50	Height: 9m	Width: 9m	TPZ: 6m
Crown class: Symmetrical	Health: Good	Structure: Fair	ULE: 6-10
Comments: Inappropriately located; self-sown weeds			
<b>Tree - AP084</b>		<b><i>Allocasurina verticillata</i> , Drooping She-oak</b>	
Origin: Melbourne	Type: Evergreen Broadleaf		Age: Semi-mature
DBH: 18 Estimate	Height: 6m	Width: 6m	TPZ: 2.2m
Crown class: Symmetrical	Health: Fair	Structure: Fair	ULE: 11-20
Comments:			
<b>Tree - AP085</b>		<b><i>Eucalyptus leucoxylon</i> , Yellow Gum</b>	
Origin: Melbourne	Type: Evergreen Broadleaf		Age: Semi-mature
DBH: 20 Estimate	Height: 7m	Width: 6m	TPZ: 2.4m
Crown class: Symmetrical	Health: Fair	Structure: Fair-Poor	ULE: 11-20
Comments: multi stemmed at base			
<b>Tree - AP086</b>		<b><i>Eucalyptus leucoxylon</i> , Yellow Gum</b>	
Origin: Melbourne	Type: Evergreen Broadleaf		Age: Semi-mature
DBH: 20 Estimate	Height: 7m	Width: 6m	TPZ: 2.4m
Crown class: Symmetrical	Health: Fair	Structure: Fair	ULE: 11-20
Comments: group of three			
<b>Tree - AP087</b>		<b><i>Angophora costata</i> , Sydney Red Gum</b>	
Origin: Australian Native	Type: Evergreen Broadleaf		Age: Semi-mature
DBH: 28	Height: 11m	Width: 8m	TPZ: 3.4m
Crown class: Symmetrical	Health: Good	Structure: Fair	ULE: 21-30
Comments:			
<b>Tree - AP088</b>		<b><i>Angophora costata</i> , Sydney Red Gum</b>	
Origin: Australian Native	Type: Evergreen Broadleaf		Age: Semi-mature
DBH: 23	Height: 10m	Width: 7m	TPZ: 2.8m
Crown class: Symmetrical	Health: Fair	Structure: Fair	ULE: 21-30
Comments:			

<b>Tree - AP089</b>		<b><i>Schinus areira</i> , Peppercorn Tree</b>	
Origin: Exotic	Type: Evergreen Broadleaf		Age: Semi-mature
DBH: 40 Estimate	Height: 9m	Width: 9m	TPZ: 4.8m
Crown class: Symmetrical	Health: Fair	Structure: Fair	ULE: 21-30
Comments:			
<b>Tree - AP090</b>		<b><i>Angophora costata</i> , Sydney Red Gum</b>	
Origin: Australian Native	Type: Evergreen Broadleaf		Age: Semi-mature
DBH: 25 Estimate	Height: 9m	Width: 5m	TPZ: 3m
Crown class: Symmetrical	Health: Fair	Structure: Fair	ULE: 11-20
Comments: group of 13 Angophora sp. Primarily <i>A. costata</i> with 1 <i>A. floribunda</i> ranging in height from 6m to 11m. DBH estimated average.			
<b>Tree - AP091</b>		<b><i>Corymbia citriodora</i> , Lemon-scented Gum</b>	
Origin: Australian Native	Type: Evergreen Broadleaf		Age: Semi-mature
DBH: 15 Estimate	Height: 4m	Width: 3m	TPZ: 2.0m
Crown class: Symmetrical	Health: Fair	Structure: Fair	ULE: 21-30
Comments: group of ten small natives, primarily <i>C. citriodora</i> with 3 <i>Lophostemon</i> and one <i>Eucalyptus leucoxylon</i> .			
<b>Tree - AP092</b>		<b><i>Angophora costata</i> , Sydney Red Gum</b>	
Origin: Australian Native	Type: Evergreen Broadleaf		Age: Semi-mature
DBH: 35	Height: 5m	Width: 3m	TPZ: 4.2m
Crown class: Symmetrical	Health: Fair	Structure: Fair	ULE: 11-20
Comments: group of 6 trees, 3 <i>A. costata</i> , 1 <i>A. floribunda</i> and 1 small <i>Lophostemon</i> and 1 small <i>Eucalyptus pauciflora</i> .			
<b>Tree - AP093</b>		<b><i>Eucalyptus camaldulensis</i> , River Red Gum</b>	
Origin: Melbourne	Type: Evergreen Broadleaf		Age: Semi-mature
DBH: 20 Estimate	Height: 5m	Width: 3m	TPZ: 2.4m
Crown class: Symmetrical	Health: Fair-Poor	Structure: Fair	ULE: 6-10
Comments: Severe chlorosis			
<b>Tree - AP094</b>		<b><i>Mixed plantation</i> ,</b>	
Origin:	Type:		Age: Semi-mature
DBH:	Height: 5m	Width: 6m	TPZ: 2.0m
Crown class: Symmetrical	Health: Fair	Structure: Fair	ULE: 11-20
Comments: 8 natives , 1 <i>Acacia melanoxylon</i> and 7 <i>Eucalyptus</i> spp			
<b>Tree - AP095</b>		<b><i>Mixed plantation</i> ,</b>	
Origin:	Type:		Age: Semi-mature
DBH: 15 Estimate	Height: 7m	Width: 6m	TPZ: 2.0m
Crown class: Symmetrical	Health: Fair	Structure: Fair	ULE: 11-20
Comments: 3 natives, 1 <i>Melaleuca armillaris</i> , 1 <i>Acacia melanoxylon</i> , 1 <i>Allocasuarina verticillata</i>			
<b>Tree - AP096</b>		<b><i>Corymbia citriodora</i> , Lemon-scented Gum</b>	
Origin: Australian Native	Type: Evergreen Broadleaf		Age: Semi-mature
DBH: 16	Height: 9m	Width: 5m	TPZ: 2.0m
Crown class: Symmetrical	Health: Fair	Structure: Fair	ULE: 11-20
Comments:			

<b>Tree - AP097</b>		<b><i>Banksia integrifolia</i> , Coast Banksia</b>	
Origin: Melbourne	Type: Evergreen Broadleaf		Age: Semi-mature
DBH: 27	Height: 8m	Width: 3m	TPZ: 3.2m
Crown class: Symmetrical	Health: Fair	Structure: Fair	ULE: 11-20
Comments: group of three trees			
<b>Tree - AP098</b>		<b><i>Corymbia citriodora</i> , Lemon-scented Gum</b>	
Origin: Australian Native	Type: Evergreen Broadleaf		Age: Semi-mature
DBH: 24	Height: 13m	Width: 8m	TPZ: 2.9m
Crown class: Symmetrical	Health: Fair	Structure: Fair	ULE: 21-30
Comments:			
<b>Tree - AP099</b>		<b><i>Acacia implexa</i> , Hickory Wattle</b>	
Origin: Melbourne	Type: Evergreen Broadleaf		Age: Mature
DBH: 16	Height: 9m	Width: 7m	TPZ: 2.0m
Crown class: Symmetrical	Health: Fair	Structure: Fair	ULE: 11-20
Comments:			
<b>Tree - AP100</b>		<b><i>Eucalyptus sp.</i> ,</b>	
Origin:	Type:		Age: Semi-mature
DBH: 18	Height: 6m	Width: 4m	TPZ: 2.2m
Crown class: Symmetrical	Health: Fair	Structure: Fair	ULE: 11-20
Comments: 4 small <i>Eucalyptus</i> sp.			
<b>Tree - AP101</b>		<b><i>Eucalyptus leucoxylon</i> , Yellow Gum</b>	
Origin: Melbourne	Type: Evergreen Broadleaf		Age: Semi-mature
DBH: 35 Estimate	Height: 10m	Width: 10m	TPZ: 4.2m
Crown class: Symmetrical	Health: Fair	Structure: Fair-Poor	ULE: 11-20
Comments:			
<b>Tree - AP102</b>		<b><i>Acacia implexa</i> , Hickory Wattle</b>	
Origin: Melbourne	Type: Evergreen Broadleaf		Age: Semi-mature
DBH: 16	Height: 5m	Width: 5m	TPZ: 2.0m
Crown class: Symmetrical	Health: Fair	Structure: Fair	ULE: 11-20
Comments:			
<b>Tree - AP103</b>		<b><i>Mixed plantation</i> ,</b>	
Origin:	Type:		Age: Semi-mature
DBH: 15 Estimate	Height: 7m	Width: 5m	TPZ: 2.0m
Crown class: Symmetrical	Health: Fair	Structure: Fair	ULE: 11-20
Comments: group of three, 1 <i>Corymbia citriodora</i> and 2 <i>Lophostemon confertus</i>			
<b>Tree - AP104</b>		<b><i>Mixed plantation</i> ,</b>	
Origin:	Type:		Age: Semi-mature
DBH: 10	Height: 3m	Width: 3m	TPZ: 2.0m
Crown class: Intermediate	Health: Fair	Structure: Fair	ULE: 11-20
Comments: group of small of natives			



<b>Tree - AP105</b>		<b><i>Eucalyptus botryoides</i> , Southern Mahogany</b>	
Origin: Victoria	Type: Evergreen Broadleaf		Age: Mature
DBH: 71	Height: 19m	Width: 17m	TPZ: 8.5m
Crown class: Symmetrical	Health: Fair	Structure: Fair	ULE: 11-20
Comments:			
<b>Tree - AP106</b>		<b><i>Pyrus pashia</i> , Pashia Pear</b>	
Origin: Exotic	Type: Deciduous Broadleaf		Age: Semi-mature
DBH: 27	Height: 8m	Width: 5m	TPZ: 3.2m
Crown class: Symmetrical	Health: Dormant	Structure: Fair	ULE: 6-10
Comments:			
<b>Tree - AP107</b>		<b><i>Mixed plantation</i> ,</b>	
Origin:	Type:		Age: Semi-mature
DBH:	Height: 0m	Width: 0m	TPZ: 0m
Crown class: Intermediate	Health: Fair	Structure: Fair	ULE: 11-20
Comments: group of 4 natives, 1 small <i>Acacia melanoxylon</i> , 1 med size <i>Eucalyptus polyanthemos</i> , 1 small <i>Allocasuarina littoralis</i> , 1 small <i>E. sp</i>			
<b>Tree - AP108</b>		<b><i>Schinus areira</i> , Peppercorn Tree</b>	
Origin: Exotic	Type: Evergreen Broadleaf		Age: Mature
DBH: 80 Estimate	Height: 14m	Width: 17m	TPZ: 9.6m
Crown class: Symmetrical	Health: Good	Structure: Fair	ULE: 11-20
Comments: Group of three large trees, observed from outside property boundary			
<b>Tree - AP109</b>		<b><i>Corymbia ficifolia</i> , Red-flowering Gum</b>	
Origin: Australian Native	Type: Evergreen Broadleaf		Age: Mature
DBH: 54	Height: 10m	Width: 9m	TPZ: 6.5m
Crown class: Symmetrical	Health: Fair	Structure: Fair-Poor	ULE: 31-60
Comments: Clearance pruned			
<b>Tree - AP110</b>		<b><i>Corymbia ficifolia</i> , Red-flowering Gum</b>	
Origin: Australian Native	Type: Evergreen Broadleaf		Age: Mature
DBH: 60 Estimate	Height: 12m	Width: 8m	TPZ: 7.2m
Crown class: Symmetrical	Health: Fair	Structure: Fair-Poor	ULE: 11-20
Comments: Festooned with Ivy. Primary structure inaccessible			
<b>Tree - AP111</b>		<b><i>Corymbia ficifolia</i> , Red-flowering Gum</b>	
Origin: Australian Native	Type: Evergreen Broadleaf		Age: Mature
DBH: 60 Measured low	Height: 13m	Width: 10m	TPZ: 7.2m
Crown class: Symmetrical	Health: Fair	Structure: Fair-Poor	ULE: 21-30
Comments: Few crossing branches			
<b>Tree - AP112</b>		<b><i>Araucaria heterophylla</i> , Norfolk Island Pine</b>	
Origin: Exotic	Type: Evergreen Conifer		Age: Semi-mature
DBH: 32	Height: 15m	Width: 5m	TPZ: 3.8m
Crown class: Symmetrical	Health: Fair	Structure: Fair	ULE: 11-20
Comments: Hemmed in by adjacent trees			

<b>Tree - AP113</b>		<b><i>Araucaria cunninghamii</i> , Hoop Pine</b>	
Origin: Australian Native	Type: Evergreen Conifer		Age: Semi-mature
DBH: 39	Height: 16m	Width: 7m	TPZ: 4.7m
Crown class: Symmetrical	Health: Fair	Structure: Fair	ULE: 21-30
Comments: Emerging from cluster of trees. Trunk wound.			
<b>Tree - AP114</b>		<b><i>Corymbia ficifolia</i> , Red-flowering Gum</b>	
Origin: Australian Native	Type: Evergreen Broadleaf		Age: Mature
DBH: 83	Height: 13m	Width: 11m	TPZ: 10m
Crown class: Asymmetrical	Health: Fair-Good	Structure: Poor	ULE: 6-10
Comments: Previously lopped.			
<b>Tree - AP115</b>		<b><i>Prunus armeniaca</i> , Apricot</b>	
Origin: Exotic	Type: Deciduous Broadleaf		Age: Over mature
DBH: 25 25	Height: 7m	Width: 7m	TPZ: 4.2m
Crown class: Asymmetrical	Health: Fair-Poor	Structure: Fair-Poor	ULE: 6-10
Comments: Leaf curl			
<b>Tree - AP116</b>		<b><i>Schinus areira</i> , Peppercorn Tree</b>	
Origin: Exotic	Type: Evergreen Broadleaf		Age: Mature
DBH: 83	Height: 11m	Width: 18m	TPZ: 10m
Crown class: Symmetrical	Health: Fair	Structure: Fair	ULE: 60+
Comments:			



JOHN PATRICK PTY LTD  
324 Victoria Street,  
Richmond, VIC 3121  
T +61 3 9429 4855  
F +61 3 9429 8211  
admin@johnpatrick.com.au  
www.johnpatrick.com.au

CLIENT  
**MELBOURNE METRO**

PROJECT  
**MELBOURNE METRO  
RAIL PROJECT**

DRAWING  
**ARDEN**



SCALE 1:1250 @A4  
DATE NOV 2015  
DRAWN MF  
CHECKED SH  
JOB NO 15-280  
DWG NO TS09  
CAD FILE 15-280 L-TS01

**COPYRIGHT**  
This drawing must not be  
copied in whole or in part  
without the written consent  
of JOHN PATRICK Pty Ltd.

**PLEASE NOTE**  
The contractor must verify all  
dimensions on site before  
commencing any work or  
preparing any shop drawings.  
Do not scale off drawings.



<b>Tree - A001</b>		<b><i>Platanus xacerifolia</i> , London Plane</b>	
Origin: Exotic	Type: Deciduous Broadleaf	Age: Mature	
DBH: 67	Height: 20m	Width: 22m	TPZ: 8m
Crown class: Symmetrical	Health: Dormant	Structure: Fair	ULE: 21-30
COM ID: 1014881	Comments: LV wire rubbing on main trunk.		
<b>Tree - A002</b>		<b><i>Platanus xacerifolia</i> , London Plane Species uncertain</b>	
Origin: Exotic	Type: Deciduous Broadleaf	Age: Mature	
DBH: 78	Height: 20m	Width: 21m	TPZ: 9.4m
Crown class: Symmetrical	Health: Dormant	Structure: Fair-Good	ULE: 21-30
COM ID: 1014892	Comments: Possibly <i>P.orientalis</i> or cultivar of		
<b>Tree - A003</b>		<b><i>Platanus xacerifolia</i> , London Plane</b>	
Origin: Exotic	Type: Deciduous Broadleaf	Age: Mature	
DBH: 67	Height: 19m	Width: 18m	TPZ: 8m
Crown class: Symmetrical	Health: Dormant	Structure: Fair-Good	ULE: 21-30
COM ID: 1014890	Comments:		
<b>Tree - A004</b>		<b><i>Platanus xacerifolia</i> , London Plane</b>	
Origin: Exotic	Type: Deciduous Broadleaf	Age: Mature	
DBH: 67	Height: 20m	Width: 20m	TPZ: 8m
Crown class: Symmetrical	Health: Dormant	Structure: Fair-Good	ULE: 21-30
COM ID: 1014889	Comments:		
<b>Tree - A005</b>		<b><i>Platanus xacerifolia</i> , London Plane</b>	
Origin: Exotic	Type: Deciduous Broadleaf	Age: Semi-mature	
DBH: 53	Height: 15m	Width: 13m	TPZ: 6.4m
Crown class: Symmetrical	Health: Fair-Poor	Structure: Fair-Good	ULE: 21-30
COM ID: 1014888	Comments:		
<b>Tree - A006</b>		<b><i>Corymbia maculata</i> , Spotted Gum</b>	
Origin: Victoria	Type: Evergreen Broadleaf	Age: Semi-mature	
DBH: 35	Height: 16m	Width: 9m	TPZ: 4.2m
Crown class: Symmetrical	Health: Fair-Good	Structure: Fair	ULE: 21-30
COM ID: 1014735	Comments:		
<b>Tree - A007</b>		<b><i>Corymbia maculata</i> , Spotted Gum</b>	
Origin: Victoria	Type: Evergreen Broadleaf	Age: Semi-mature	
DBH: 36	Height: 13m	Width: 10m	TPZ: 4.3m
Crown class: Symmetrical	Health: Fair-Good	Structure: Fair	ULE: 31-60
COM ID: 1014736	Comments:		
<b>Tree - A008</b>		<b><i>Corymbia maculata</i> , Spotted Gum</b>	
Origin: Victoria	Type: Evergreen Broadleaf	Age: Semi-mature	
DBH: 35	Height: 10m	Width: 11m	TPZ: 4.2m
Crown class: Symmetrical	Health: Fair	Structure: Fair	ULE: 21-30
COM ID: 1014737	Comments:		

<b>Tree - A009</b>		<b><i>Platanus xacerifolia</i> , London Plane</b>	
Origin: Exotic	Type: Deciduous Broadleaf	Age: Mature	
DBH: 54	Height: 15m	Width: 14m	TPZ: 6.5m
Crown class: Symmetrical	Health: Dormant	Structure: Fair	ULE: 21-30
COM ID: 1014734	Comments:		
<b>Tree - A010</b>		<b><i>Platanus xacerifolia</i> , London Plane</b>	
Origin: Exotic	Type: Deciduous Broadleaf	Age: Mature	
DBH: 42	Height: 15m	Width: 12m	TPZ: 5m
Crown class: Symmetrical	Health: Dormant	Structure: Fair	ULE: 11-20
COM ID: 1014733	Comments:		
<b>Tree - A011</b>		<b><i>Platanus xacerifolia</i> , London Plane</b>	
Origin: Exotic	Type: Deciduous Broadleaf	Age: Mature	
DBH: 43	Height: 15m	Width: 14m	TPZ: 5.2m
Crown class: Symmetrical	Health: Fair-Poor	Structure: Fair	ULE: 11-20
COM ID: 1014732	Comments:		
<b>Tree - A012</b>		<b><i>Platanus xacerifolia</i> , London Plane</b>	
Origin: Exotic	Type: Deciduous Broadleaf	Age: Semi-mature	
DBH: 42	Height: 15m	Width: 14m	TPZ: 5m
Crown class: Symmetrical	Health: Dormant	Structure: Fair	ULE: 21-30
COM ID: 1014739	Comments:		
<b>Tree - A013</b>		<b><i>Platanus xacerifolia</i> , London Plane</b>	
Origin: Exotic	Type: Deciduous Broadleaf	Age: Semi-mature	
DBH: 34	Height: 9m	Width: 13m	TPZ: 4.1m
Crown class: Symmetrical	Health: Dormant	Structure: Fair-Poor	ULE: 11-20
COM ID: 1014740	Comments:		
<b>Tree - A014</b>		<b><i>Quercus palustris</i> , Pin Oak</b>	
Origin: Exotic	Type: Deciduous Broadleaf	Age: Juvenile	
DBH: 5	Height: 1.5m	Width: 1m	TPZ: 2.0m
Crown class: Symmetrical	Health: Dormant	Structure: Fair	ULE: 21-30
COM ID: 1511984	Comments:		
<b>Tree - A015</b>		<b><i>Angophora costata</i> , Sydney Red Gum</b>	
Origin: Australian Native	Type: Evergreen Broadleaf	Age: Semi-mature	
DBH: 15	Height: 7m	Width: 3m	TPZ: 2.0m
Crown class: Asymmetrical	Health: Fair-Good	Structure: Fair-Poor	ULE: 11-20
COM ID: 1061721	Comments: Primary leader failed		
<b>Tree - A016</b>		<b><i>Angophora costata</i> , Sydney Red Gum</b>	
Origin: Australian Native	Type: Evergreen Broadleaf	Age: Juvenile	
DBH: 15	Height: 5m	Width: 4m	TPZ: 2.0m
Crown class: Symmetrical	Health: Fair-Good	Structure: Fair-Good	ULE: 31-60
COM ID: 1059629	Comments:		

<b>Tree - A017</b>		<b><i>Quercus palustris</i> , Pin Oak</b>	
Origin: Exotic	Type: Deciduous Broadleaf	Age: Juvenile	
DBH: 3	Height: 2m	Width: 1m	TPZ: 2.0m
Crown class: Symmetrical	Health: Dormant	Structure: Fair-Good	ULE: 21-30
COM ID: 1511960	Comments:		
<b>Tree - A018</b>		<b><i>Quercus palustris</i> , Pin Oak</b>	
Origin: Exotic	Type: Deciduous Broadleaf	Age: Juvenile	
DBH: 4	Height: 2m	Width: 2m	TPZ: 2.0m
Crown class: Symmetrical	Health: Dormant	Structure: Fair-Good	ULE: 21-30
COM ID: 1511961	Comments:		
<b>Tree - A019</b>		<b><i>Quercus palustris</i> , Pin Oak</b>	
Origin: Exotic	Type: Deciduous Broadleaf	Age: Juvenile	
DBH: 4	Height: 2m	Width: 2m	TPZ: 2.0m
Crown class: Symmetrical	Health: Dormant	Structure: Fair	ULE: 21-30
COM ID: 1511962	Comments:		
<b>Tree - A020</b>		<b><i>Quercus palustris</i> , Pin Oak</b>	
Origin: Exotic	Type: Deciduous Broadleaf	Age: Juvenile	
DBH: 3	Height: 2m	Width: 1m	TPZ: 2.0m
Crown class: Symmetrical	Health: Dormant	Structure: Fair-Good	ULE: 21-30
COM ID: 1511985	Comments:		
<b>Tree - A021</b>		<b><i>Quercus palustris</i> , Pin Oak</b>	
Origin: Exotic	Type: Deciduous Broadleaf	Age:	
DBH: 0	Height: 0m	Width: 0m	TPZ: 0m
Crown class:	Health:	Structure:	ULE:
COM ID: 1511986	Comments: Removed		
<b>Tree - A022</b>		<b><i>Quercus palustris</i> , Pin Oak</b>	
Origin: Exotic	Type: Deciduous Broadleaf	Age: Juvenile	
DBH: 3	Height: 2m	Width: 2m	TPZ: 2.0m
Crown class: Symmetrical	Health: Dormant	Structure: Fair-Poor	ULE: 11-20
COM ID: 1511987	Comments: Wounding throughout trunk		
<b>Tree - A023</b>		<b><i>Angophora costata</i> , Sydney Red Gum</b>	
Origin: Australian Native	Type: Evergreen Broadleaf	Age: Semi-mature	
DBH: 32	Height: 11m	Width: 8m	TPZ: 3.8m
Crown class: Symmetrical	Health: Fair-Good	Structure: Fair	ULE: 31-60
COM ID: 1059628	Comments:		
<b>Tree - A024</b>		<b><i>Angophora costata</i> , Sydney Red Gum</b>	
Origin: Australian Native	Type: Evergreen Broadleaf	Age: Semi-mature	
DBH: 29	Height: 9m	Width: 8m	TPZ: 3.5m
Crown class: Symmetrical	Health: Fair	Structure: Fair-Good	ULE: 31-60
COM ID: 1061712	Comments:		



<b>Tree - A025</b>		<b><i>Angophora costata</i> , Sydney Red Gum</b>	
Origin: Australian Native	Type: Evergreen Broadleaf		Age: Semi-mature
DBH: 32	Height: 10m	Width: 9m	TPZ: 3.8m
Crown class: Symmetrical	Health: Fair	Structure: Fair	ULE: 31-60
COM ID: 1061711	Comments:		
<b>Tree - A026</b>		<b><i>Angophora costata</i> , Sydney Red Gum</b>	
Origin: Australian Native	Type: Evergreen Broadleaf		Age: Semi-mature
DBH: 43	Height: 12m	Width: 10m	TPZ: 5.2m
Crown class: Symmetrical	Health: Fair-Good	Structure: Fair	ULE: 31-60
COM ID: 1061710	Comments:		
<b>Tree - A027</b>		<b><i>Angophora costata</i> , Sydney Red Gum</b>	
Origin: Australian Native	Type: Evergreen Broadleaf		Age: Semi-mature
DBH: 20	Height: 9m	Width: 7m	TPZ: 2.4m
Crown class: Symmetrical	Health: Fair-Good	Structure: Fair-Good	ULE: 31-60
COM ID: 1061709	Comments:		
<b>Tree - A028</b>		<b><i>Angophora costata</i> , Sydney Red Gum</b>	
Origin: Australian Native	Type: Evergreen Broadleaf		Age: Semi-mature
DBH: 44	Height: 15m	Width: 11m	TPZ: 5.3m
Crown class: Symmetrical	Health: Fair-Good	Structure: Fair-Good	ULE: 21-30
COM ID: 1061708	Comments:		
<b>Tree - A029</b>		<b><i>Quercus palustris</i> , Pin Oak</b>	
Origin: Exotic	Type: Deciduous Broadleaf		Age: Juvenile
DBH: 3	Height: 2m	Width: 2m	TPZ: 2.0m
Crown class: Symmetrical	Health: Dormant	Structure: Fair-Good	ULE: 31-60
COM ID: 1511959	Comments:		
<b>Tree - A030</b>		<b><i>Quercus palustris</i> , Pin Oak</b>	
Origin: Exotic	Type: Deciduous Broadleaf		Age: Juvenile
DBH: 3	Height: 2m	Width: 2m	TPZ: 2.0m
Crown class: Symmetrical	Health: Dormant	Structure: Fair-Poor	ULE: 21-30
COM ID: 1511958	Comments: Damaged- formative pruning required		
<b>Tree - A031</b>		<b><i>Pyrus pashia</i> , Pashia Pear</b>	
Origin: Exotic	Type: Deciduous Broadleaf		Age: Semi-mature
DBH: 16	Height: 8m	Width: 4m	TPZ: 2.0m
Crown class: Symmetrical	Health: Dormant	Structure: Fair-Good	ULE: 31-60
COM ID: 1287437	Comments:		
<b>Tree - A032</b>		<b><i>Pyrus pashia</i> , Pashia Pear</b>	
Origin: Exotic	Type: Deciduous Broadleaf		Age: Semi-mature
DBH: 13	Height: 8m	Width: 4m	TPZ: 2.0m
Crown class: Symmetrical	Health: Dormant	Structure: Fair-Good	ULE: 31-60
COM ID: 1287452	Comments:		

<b>Tree - A033</b>		<b><i>Quercus palustris</i> , Pin Oak</b>	
Origin: Exotic	Type: Deciduous Broadleaf		Age: Juvenile
DBH: 3	Height: 2m	Width: 2m	TPZ: 2.0m
Crown class: Symmetrical	Health: Dormant	Structure: Fair	ULE: 31-60
COM ID: 1511957	Comments:		
<b>Tree - A034</b>		<b><i>Pyrus pashia</i> , Pashia Pear</b>	
Origin: Exotic	Type: Deciduous Broadleaf		Age: Juvenile
DBH: 19	Height: 9m	Width: 5m	TPZ: 2.3m
Crown class: Symmetrical	Health: Dormant	Structure: Fair-Good	ULE: 31-60
COM ID: 1287471	Comments: 34a - not in COM data. 7x 4m 9DBH Semi-mature Fair to good structure, Dormant 31-60		
<b>Tree - A035</b>		<b><i>Quercus palustris</i> , Pin Oak</b>	
Origin: Exotic	Type: Deciduous Broadleaf		Age: Juvenile
DBH: 3	Height: 2m	Width: 2m	TPZ: 2.0m
Crown class: Symmetrical	Health: Dormant	Structure: Fair-Good	ULE: 31-60
COM ID: 1511956	Comments:		
<b>Tree - A036</b>		<b><i>Quercus palustris</i> , Pin Oak</b>	
Origin: Exotic	Type: Deciduous Broadleaf		Age: Juvenile
DBH: 3	Height: 2m	Width: 2m	TPZ: 2.0m
Crown class: Symmetrical	Health: Dormant	Structure: Fair-Good	ULE: 31-60
COM ID: 1511955	Comments:		
<b>Tree - A037</b>		<b><i>Pyrus calleryana</i> , Callery Pear</b>	
Origin: Exotic	Type: Deciduous Broadleaf		Age: Semi-mature
DBH: 9	Height: 7m	Width: 4m	TPZ: 2.0m
Crown class: Symmetrical	Health: Dormant	Structure: Fair-Good	ULE: 31-60
COM ID: 1440455	Comments:		
<b>Tree - A038</b>		<b><i>Pyrus calleryana</i> , Callery Pear</b>	
Origin: Exotic	Type: Deciduous Broadleaf		Age: Semi-mature
DBH: 8	Height: 6m	Width: 3m	TPZ: 2.0m
Crown class: Symmetrical	Health: Dormant	Structure: Fair-Good	ULE: 31-60
COM ID: 1440454	Comments:		
<b>Tree - A039</b>		<b><i>Quercus palustris</i> , Pin Oak</b>	
Origin: Exotic	Type: Deciduous Broadleaf		Age: Juvenile
DBH: 3	Height: 2m	Width: 2m	TPZ: 2.0m
Crown class: Symmetrical	Health: Dormant	Structure: Fair-Good	ULE: 31-60
COM ID: 1511954	Comments:		
<b>Tree - A040</b>		<b><i>Ulmus sp.</i> , Elm</b>	
Origin: Exotic	Type: Deciduous Broadleaf		Age:
DBH:	Height: 0m	Width: 0m	TPZ: 0m
Crown class:	Health:	Structure:	ULE:
COM ID: 1014654	Comments: Removed - Infrastructure works in progress (in median strip)		

<b>Tree - A041</b>		<b><i>Ulmus sp.</i> , Elm</b>	
Origin: Exotic	Type: Deciduous Broadleaf		Age:
DBH:	Height: 0m	Width: 0m	TPZ: 0m
Crown class:	Health:	Structure:	ULE:
COM ID: 1014653	Comments: Removed - Infrastructure works in progress (in median strip)		
<b>Tree - A042</b>		<b><i>Ulmus sp.</i> , Elm</b>	
Origin: Exotic	Type: Deciduous Broadleaf		Age:
DBH:	Height: 0m	Width: 0m	TPZ: 0m
Crown class:	Health:	Structure:	ULE:
COM ID: 1014652	Comments: Removed - Infrastructure works in progress (in median strip)		
<b>Tree - A043</b>		<b><i>Ulmus sp.</i> , Elm</b>	
Origin: Exotic	Type: Deciduous Broadleaf		Age:
DBH:	Height: 0m	Width: 0m	TPZ: 0m
Crown class:	Health:	Structure:	ULE:
COM ID: 1014651	Comments: Removed - Infrastructure works in progress (in median strip)		
<b>Tree - A044</b>		<b><i>Ulmus sp.</i> , Elm</b>	
Origin: Exotic	Type: Deciduous Broadleaf		Age:
DBH:	Height: 0m	Width: 0m	TPZ: 0m
Crown class:	Health:	Structure:	ULE:
COM ID: 1014648	Comments: Removed - Infrastructure works in progress (in median strip)		
<b>Tree - A045</b>		<b><i>Melia azedarach</i> , White Cedar</b>	
Origin: Australian Native	Type: Deciduous Broadleaf		Age: Semi-mature
DBH: 23	Height: 6m	Width: 7m	TPZ: 2.8m
Crown class: Symmetrical	Health: Dormant	Structure: Fair	ULE: 31-60
COM ID: 1287543	Comments:		
<b>Tree - A046</b>		<b><i>Melia azedarach</i> , White Cedar</b>	
Origin: Australian Native	Type: Deciduous Broadleaf		Age: Semi-mature
DBH: 28	Height: 5m	Width: 5m	TPZ: 3.4m
Crown class: Symmetrical	Health: Dormant	Structure: Fair	ULE: 31-60
COM ID: 1287544	Comments:		
<b>Tree - A047</b>		<b><i>Melia azedarach</i> , White Cedar</b>	
Origin: Australian Native	Type: Deciduous Broadleaf		Age: Semi-mature
DBH: 14	Height: 5m	Width: 5m	TPZ: 2.0m
Crown class: Symmetrical	Health: Dormant	Structure: Fair	ULE: 11-20
COM ID: 1439877	Comments:		
<b>Tree - A048</b>		<b><i>Melia azedarach</i> , White Cedar</b>	
Origin: Australian Native	Type: Deciduous Broadleaf		Age: Semi-mature
DBH: 16	Height: 5m	Width: 5m	TPZ: 2.0m
Crown class: Symmetrical	Health: Dormant	Structure: Fair	ULE: 31-60
COM ID: 1287546	Comments:		



<b>Tree - A049</b>		<b><i>Melia azedarach</i> , White Cedar</b>	
Origin: Australian Native	Type: Deciduous Broadleaf	Age: Semi-mature	
DBH: 15	Height: 5m	Width: 5m	TPZ: 2.0m
Crown class: Symmetrical	Health: Dormant	Structure: Fair	ULE: 21-30
COM ID: 1439875	Comments: RE: COM ULE - Appears to have recovered		
<b>Tree - A050</b>		<b><i>Melia azedarach</i> , White Cedar</b>	
Origin: Australian Native	Type: Deciduous Broadleaf	Age: Semi-mature	
DBH: 17	Height: 6m	Width: 6m	TPZ: 2.0m
Crown class: Symmetrical	Health: Dormant	Structure: Fair	ULE: 21-30
COM ID: 1439876	Comments: RE: COM ULE - Appears to have recovered		
<b>Tree - A051</b>		<b><i>Melia azedarach</i> , White Cedar</b>	
Origin: Australian Native	Type: Deciduous Broadleaf	Age: Semi-mature	
DBH: 22	Height: 6m	Width: 6m	TPZ: 2.6m
Crown class: Symmetrical	Health: Dormant	Structure: Fair	ULE: 31-60
COM ID: 1287538	Comments:		
<b>Tree - A052</b>		<b><i>Melia azedarach</i> , White Cedar</b>	
Origin: Australian Native	Type: Deciduous Broadleaf	Age: Semi-mature	
DBH: 14	Height: 4m	Width: 3m	TPZ: 2.0m
Crown class: Symmetrical	Health: Dormant	Structure: Fair	ULE: 31-60
COM ID: 1287518	Comments:		
<b>Tree - A053</b>		<b><i>Melia azedarach</i> , White Cedar</b>	
Origin: Australian Native	Type: Deciduous Broadleaf	Age: Semi-mature	
DBH: 10	Height: 4m	Width: 3m	TPZ: 2.0m
Crown class: Asymmetrical	Health: Dormant	Structure: Fair-Poor	ULE: 31-60
COM ID: 1287519	Comments:		
<b>Tree - A054</b>		<b><i>Melia azedarach</i> , White Cedar</b>	
Origin: Australian Native	Type: Deciduous Broadleaf	Age: Semi-mature	
DBH: 10	Height: 4m	Width: 3m	TPZ: 2.0m
Crown class: Symmetrical	Health: Dormant	Structure: Fair	ULE: 31-60
COM ID: 1287520	Comments:		
<b>Tree - A055</b>		<b><i>Melia azedarach</i> , White Cedar</b>	
Origin: Australian Native	Type: Deciduous Broadleaf	Age: Semi-mature	
DBH: 14	Height: 4m	Width: 4m	TPZ: 2.0m
Crown class: Symmetrical	Health: Dormant	Structure: Fair	ULE: 31-60
COM ID: 1287521	Comments:		



JOHN PATRICK PTY LTD  
324 Victoria Street,  
Richmond, VIC 3121  
T +61 3 9429 4855  
F +61 3 9429 8211  
admin@johnpatrick.com.au  
www.johnpatrick.com.au

CLIENT  
**MELBOURNE METRO**  
  
PROJECT  
**MELBOURNE METRO  
RAIL PROJECT**

DRAWING  
**PARKVILLE INCLUDING  
UNIVERSITY OF MELBOURNE**



SCALE 1:1250 @A4  
DATE NOV 2015  
DRAWN MF  
CHECKED SH  
JOB NO 15-280  
DWG NO TS10  
CAD FILE 15-280 L-TS01

**COPYRIGHT**  
This drawing must not be  
copied in whole or in part  
without the written consent  
of JOHN PATRICK Pty Ltd.  
  
**PLEASE NOTE**  
The contractor must verify all  
dimensions on site before  
commencing any work or  
preparing any shop drawings.  
  
Do not scale off drawings.





JOHN PATRICK PTY LTD  
324 Victoria Street,  
Richmond, VIC 3121  
T +61 3 9429 4855  
F +61 3 9429 8211  
admin@johnpatrick.com.au  
www.johnpatrick.com.au

CLIENT  
**MELBOURNE METRO**  
  
PROJECT  
**MELBOURNE METRO  
RAIL PROJECT**

DRAWING  
**PARKVILLE INCLUDING  
UNIVERSITY OF MELBOURNE**



SCALE 1:1250 @A4  
DATE NOV 2015  
DRAWN MF  
CHECKED SH  
JOB NO 15-280  
DWG NO TS11  
CAD FILE 15-280 L-TS01

**COPYRIGHT**  
This drawing must not be  
copied in whole or in part  
without the written consent  
of JOHN PATRICK Pty Ltd.  
  
**PLEASE NOTE**  
The contractor must verify all  
dimensions on site before  
commencing any work or  
preparing any shop drawings.  
  
Do not scale off drawings.



<b>Tree - P001</b>		<b><i>Ulmus sp.</i> , Elm</b>	
Origin: Exotic	Type: Deciduous Broadleaf	Age: Mature	
DBH: 55	Height: 11m	Width: 12m	TPZ: 6.6m
Crown class: Asymmetrical	Health: Dormant	Structure: Fair	ULE: 11-20
COM ID: 1019523	Comments: population has been hwavily pruned and crowns have been reduced		
<b>Tree - P002</b>		<b><i>Ulmus sp.</i> , Elm</b>	
Origin: Exotic	Type: Deciduous Broadleaf	Age: Over mature	
DBH: 93 Measured	Height: 18m	Width: 20m	TPZ: 11.2m
Crown class: Asymmetrical	Health: Dormant	Structure: Fair-Poor	ULE: 6-10
COM ID: 1019522	Comments:		
<b>Tree - P003</b>		<b><i>Ulmus sp.</i> , Elm</b>	
Origin: Exotic	Type: Deciduous Broadleaf	Age:	
DBH: 78	Height: m	Width: m	TPZ: 9.4m
Crown class:	Health:	Structure:	ULE:
COM ID: 1019521	Comments: removed		
<b>Tree - P004</b>		<b><i>Ulmus sp.</i> , Elm</b>	
Origin: Exotic	Type: Deciduous Broadleaf	Age: Mature	
DBH: 85	Height: 16m	Width: 12m	TPZ: 10.2m
Crown class: Symmetrical	Health: Dormant	Structure: Fair	ULE: 6-10
COM ID: 1019520	Comments:		
<b>Tree - P005</b>		<b><i>Ulmus sp.</i> , Elm</b>	
Origin: Exotic	Type: Deciduous Broadleaf	Age: Mature	
DBH: 76	Height: 14m	Width: 11m	TPZ: 9.1m
Crown class: Asymmetrical	Health: Dormant	Structure: Fair	ULE: 1-5
COM ID: 1019519	Comments: Significant die back in outer crown. Construction impact		
<b>Tree - P006</b>		<b><i>Ulmus sp.</i> , Elm</b>	
Origin: Exotic	Type: Deciduous Broadleaf	Age: Mature	
DBH: 75	Height: 14m	Width: 15m	TPZ: 9m
Crown class: Symmetrical	Health: Dormant	Structure: Fair	ULE: 11-20
COM ID: 1019518	Comments:		
<b>Tree - P007</b>		<b><i>Ulmus sp.</i> , Elm</b>	
Origin: Exotic	Type: Deciduous Broadleaf	Age: Mature	
DBH: 69	Height: 14m	Width: 14m	TPZ: 8.3m
Crown class: Symmetrical	Health: Fair	Structure: Fair	ULE: 6-10
COM ID: 1019517	Comments:		
<b>Tree - P008</b>		<b><i>Ulmus sp.</i> , Elm</b>	
Origin: Exotic	Type: Deciduous Broadleaf	Age: Mature	
DBH: 75	Height: 16m	Width: 17m	TPZ: 9m
Crown class: Symmetrical	Health: Dormant	Structure: Fair	ULE: 6-10
COM ID: 1019516	Comments:		

<b>Tree - P009</b>		<b><i>Ulmus sp.</i> , Elm</b>	
Origin: Exotic	Type: Deciduous Broadleaf		Age: Mature
DBH: 86	Height: 18m	Width: 18m	TPZ: 10.3m
Crown class: Symmetrical	Health: Dormant	Structure: Fair	ULE: 6-10
COM ID: 1019515	Comments:		
<b>Tree - P010</b>		<b><i>Ulmus sp.</i> , Elm</b>	
Origin: Exotic	Type: Deciduous Broadleaf		Age: Mature
DBH: 92	Height: 19m	Width: 18m	TPZ: 11m
Crown class: Symmetrical	Health: Dormant	Structure: Fair	ULE: 11-20
COM ID: 1019514	Comments:		
<b>Tree - P011</b>		<b><i>Ulmus sp.</i> , Elm</b>	
Origin: Exotic	Type: Deciduous Broadleaf		Age: Over mature
DBH: 93	Height: 22m	Width: 18m	TPZ: 11.2m
Crown class: Symmetrical	Health: Dormant	Structure: Fair	ULE: 11-20
COM ID: 1019509	Comments:		
<b>Tree - P012</b>		<b><i>Ulmus sp.</i> , Elm</b>	
Origin: Exotic	Type: Deciduous Broadleaf		Age: Over mature
DBH: 84	Height: 15m	Width: 16m	TPZ: 10.1m
Crown class: Symmetrical	Health: Dormant	Structure: Fair-Poor	ULE: 6-10
COM ID: 1019507	Comments:		
<b>Tree - P013</b>		<b><i>Ulmus sp.</i> , Elm</b>	
Origin: Exotic	Type: Deciduous Broadleaf		Age: Over mature
DBH: 85	Height: 10m	Width: 11m	TPZ: 10.2m
Crown class: Symmetrical	Health: Dormant	Structure: Fair-Poor	ULE: 6-10
COM ID: 1019505	Comments:		
<b>Tree - P014</b>		<b><i>Ulmus sp.</i> , Elm</b>	
Origin: Exotic	Type: Deciduous Broadleaf		Age: Over mature
DBH: 91	Height: 19m	Width: 18m	TPZ: 10.9m
Crown class: Symmetrical	Health: Dormant	Structure: Fair-Poor	ULE: 11-20
COM ID: 1019503	Comments:		
<b>Tree - P015</b>		<b><i>Ulmus sp.</i> , Elm</b>	
Origin: Exotic	Type: Deciduous Broadleaf		Age: Over mature
DBH: 86	Height: 15m	Width: 14m	TPZ: 10.3m
Crown class: Asymmetrical	Health: Dormant	Structure: Fair-Poor	ULE: 6-10
COM ID: 1019502	Comments:		
<b>Tree - P016</b>		<b><i>Ulmus sp.</i> , Elm</b>	
Origin: Exotic	Type: Deciduous Broadleaf		Age: Mature
DBH: 62	Height: 16m	Width: 11m	TPZ: 7.4m
Crown class: Symmetrical	Health: Dormant	Structure: Fair	ULE: 6-10
COM ID: 1019501	Comments:		

<b>Tree - P017</b>		<b><i>Ulmus sp.</i> , Elm</b>	
Origin: Exotic	Type: Deciduous Broadleaf		Age: Mature
DBH: 69	Height: 15m	Width: 16m	TPZ: 8.3m
Crown class: Symmetrical	Health: Dead	Structure: Fair-Poor	ULE: 1-5
COM ID: 1019504	Comments:		
<b>Tree - P018</b>		<b><i>Ulmus sp.</i> , Elm</b>	
Origin: Exotic	Type: Deciduous Broadleaf		Age: Mature
DBH: 70	Height: 15m	Width: 15m	TPZ: 8.4m
Crown class: Symmetrical	Health: Dormant	Structure: Fair	ULE: 6-10
COM ID: 1019506	Comments:		
<b>Tree - P019</b>		<b><i>Ulmus sp.</i> , Elm</b>	
Origin: Exotic	Type: Deciduous Broadleaf		Age: Mature
DBH: 62	Height: 13m	Width: 16m	TPZ: 7.4m
Crown class: Symmetrical	Health: Dormant	Structure: Fair-Poor	ULE: 1-5
COM ID: 1019508	Comments:		
<b>Tree - P020</b>		<b><i>Ulmus sp.</i> , Elm</b>	
Origin: Exotic	Type: Deciduous Broadleaf		Age: Mature
DBH: 63	Height: 13m	Width: 14m	TPZ: 7.6m
Crown class: Symmetrical	Health: Dormant	Structure: Fair-Poor	ULE: 1-5
COM ID: 1019510	Comments:		
<b>Tree - P021</b>		<b><i>Ulmus sp.</i> , Elm</b>	
Origin: Exotic	Type: Deciduous Broadleaf		Age: Mature
DBH: 74	Height: 16m	Width: 18m	TPZ: 8.9m
Crown class: Symmetrical	Health: Dormant	Structure: Fair	ULE: 6-10
COM ID: 1019512	Comments:		
<b>Tree - P022</b>		<b><i>Ulmus sp.</i> , Elm</b>	
Origin: Exotic	Type: Deciduous Broadleaf		Age: Mature
DBH: 72	Height: 14m	Width: 15m	TPZ: 8.6m
Crown class: Symmetrical	Health: Dormant	Structure: Fair	ULE: 6-10
COM ID: 1019513	Comments:		
<b>Tree - P023</b>		<b><i>Ulmus sp.</i> , Elm</b>	
Origin: Exotic	Type: Deciduous Broadleaf		Age: Mature
DBH: 58	Height: 14m	Width: 11m	TPZ: 7m
Crown class: Symmetrical	Health: Dormant	Structure: Fair	ULE: 6-10
COM ID: 1019367	Comments:		
<b>Tree - P024</b>		<b><i>Ulmus sp.</i> , Elm</b>	
Origin: Exotic	Type: Deciduous Broadleaf		Age: Mature
DBH: 72	Height: 17m	Width: 16m	TPZ: 8.6m
Crown class: Symmetrical	Health: Dormant	Structure: Fair-Poor	ULE: 6-10
COM ID: 1019369	Comments:		



<b>Tree - P025</b>		<b><i>Ulmus sp.</i> , Elm</b>	
Origin: Exotic	Type: Deciduous Broadleaf		Age: Mature
DBH: 84	Height: 0m	Width: 0m	TPZ: 10.1m
Crown class: Symmetrical	Health: Dormant	Structure: Fair-Poor	ULE: 6-10
COM ID: 1019370	Comments:		
<b>Tree - P026</b>		<b><i>Ulmus sp.</i> , Elm</b>	
Origin: Exotic	Type: Deciduous Broadleaf		Age: Mature
DBH: 79	Height: 18m	Width: 18m	TPZ: 9.5m
Crown class: Symmetrical	Health: Dormant	Structure: Fair-Poor	ULE: 6-10
COM ID: 1019373	Comments:		
<b>Tree - P027</b>		<b><i>Ulmus sp.</i> , Elm</b>	
Origin: Exotic	Type: Deciduous Broadleaf		Age: Mature
DBH: 61	Height: 16m	Width: 13m	TPZ: 7.3m
Crown class: Symmetrical	Health: Dormant	Structure: Fair-Poor	ULE: 1-5
COM ID: 1019375	Comments:		
<b>Tree - P028</b>		<b><i>Ulmus sp.</i> , Elm</b>	
Origin: Exotic	Type: Deciduous Broadleaf		Age: Mature
DBH: 73	Height: 17m	Width: 17m	TPZ: 8.8m
Crown class: Symmetrical	Health: Dormant	Structure: Fair-Poor	ULE: 1-5
COM ID: 1019377	Comments:		
<b>Tree - P029</b>		<b><i>Ulmus sp.</i> , Elm</b>	
Origin: Exotic	Type: Deciduous Broadleaf		Age: Mature
DBH: 66	Height: 16m	Width: 16m	TPZ: 7.9m
Crown class: Symmetrical	Health: Dormant	Structure: Fair-Poor	ULE: 1-5
COM ID: 1019380	Comments:		
<b>Tree - P030</b>		<b><i>Ulmus sp.</i> , Elm</b>	
Origin: Exotic	Type: Deciduous Broadleaf		Age: Mature
DBH: 92	Height: 20m	Width: 22m	TPZ: 11m
Crown class: Symmetrical	Health: Dormant	Structure: Fair-Poor	ULE: 6-10
COM ID: 1019379	Comments:		
<b>Tree - P031</b>		<b><i>Ulmus sp.</i> , Elm</b>	
Origin: Exotic	Type: Deciduous Broadleaf		Age: Over mature
DBH: 97	Height: 20m	Width: 20m	TPZ: 11.6m
Crown class: Symmetrical	Health: Dormant	Structure: Fair-Poor	ULE: 6-10
COM ID: 1019378	Comments:		
<b>Tree - P032</b>		<b><i>Ulmus sp.</i> , Elm</b>	
Origin: Exotic	Type: Deciduous Broadleaf		Age: Mature
DBH: 102	Height: 22m	Width: 21m	TPZ: 12.2m
Crown class: Symmetrical	Health: Dormant	Structure: Fair	ULE: 11-20
COM ID: 1019376	Comments:		

<b>Tree - P033</b>		<b><i>Ulmus sp.</i> , Elm</b>	
Origin: Exotic	Type: Deciduous Broadleaf		Age: Mature
DBH: 95	Height: 20m	Width: 20m	TPZ: 11.4m
Crown class: Symmetrical	Health: Dormant	Structure: Fair	ULE: 1-5
COM ID: 1019374	Comments:		
<b>Tree - P034</b>		<b><i>Ulmus sp.</i> , Elm</b>	
Origin: Exotic	Type: Deciduous Broadleaf		Age: Mature
DBH: 102	Height: 22m	Width: 22m	TPZ: 12.2m
Crown class: Symmetrical	Health: Dormant	Structure: Fair	ULE: 6-10
COM ID: 1019372	Comments:		
<b>Tree - P035</b>		<b><i>Ulmus sp.</i> , Elm</b>	
Origin: Exotic	Type: Deciduous Broadleaf		Age: Mature
DBH: 84	Height: 18m	Width: 16m	TPZ: 10.1m
Crown class: Symmetrical	Health: Dormant	Structure: Fair	ULE: 6-10
COM ID: 1019370	Comments:		
<b>Tree - P036</b>		<b><i>Ulmus sp.</i> , Elm</b>	
Origin: Exotic	Type: Deciduous Broadleaf		Age: Mature
DBH: 83	Height: 17m	Width: 1m	TPZ: 10m
Crown class: Symmetrical	Health: Dormant	Structure: Fair	ULE: 6-10
COM ID: 1019368	Comments:		
<b>Tree - P037</b>		<b><i>Ulmus sp.</i> , Elm</b>	
Origin: Exotic	Type: Deciduous Broadleaf		Age: Mature
DBH: 84	Height: 18m	Width: 17m	TPZ: 10.1m
Crown class: Symmetrical	Health: Dormant	Structure: Fair	ULE: 11-20
COM ID: 1019366	Comments:		
<b>Tree - P038</b>		<b><i>Ulmus sp.</i> , Elm</b>	
Origin: Exotic	Type: Deciduous Broadleaf		Age: Semi-mature
DBH: 30	Height: 0m	Width: 0m	TPZ: 3.6m
Crown class: Symmetrical	Health: Dormant	Structure: Good	ULE: 21-30
COM ID: 1019345	Comments:		
<b>Tree - P039</b>		<b><i>Ulmus sp.</i> , Elm</b>	
Origin: Exotic	Type: Deciduous Broadleaf		Age: Semi-mature
DBH: 31	Height: 13m	Width: 7m	TPZ: 3.7m
Crown class: Symmetrical	Health: Dormant	Structure: Good	ULE: 21-30
COM ID: 1019346	Comments:		
<b>Tree - P040</b>		<b><i>Ulmus sp.</i> , Elm</b>	
Origin: Exotic	Type: Deciduous Broadleaf		Age: Semi-mature
DBH: 34	Height: 12m	Width: 7m	TPZ: 4.1m
Crown class: Symmetrical	Health: Dormant	Structure: Good	ULE: 21-30
COM ID: 1019347	Comments:		

<b>Tree - P041</b>		<b><i>Ulmus sp.</i> , Elm</b>	
Origin: Exotic	Type: Deciduous Broadleaf		Age: Mature
DBH: 75	Height: 13m	Width: 14m	TPZ: 9m
Crown class: Symmetrical	Health: Dormant	Structure: Fair	ULE: 6-10
COM ID: 1019355	Comments:		
<b>Tree - P042</b>		<b><i>Ulmus sp.</i> , Elm</b>	
Origin: Exotic	Type: Deciduous Broadleaf		Age: Mature
DBH: 78	Height: 16m	Width: 16m	TPZ: 9.4m
Crown class: Symmetrical	Health: Dormant	Structure: Fair	ULE: 6-10
COM ID: 1019354	Comments:		
<b>Tree - P043</b>		<b><i>Ulmus sp.</i> , Elm</b>	
Origin: Exotic	Type: Deciduous Broadleaf		Age: Mature
DBH: 68	Height: 14m	Width: 14m	TPZ: 8.2m
Crown class: Symmetrical	Health: Dormant	Structure: Fair-Good	ULE: 1-5
COM ID: 1019353	Comments:		
<b>Tree - P044</b>		<b><i>Ulmus sp.</i> , Elm</b>	
Origin: Exotic	Type: Deciduous Broadleaf		Age: Mature
DBH: 82	Height: 16m	Width: 15m	TPZ: 9.8m
Crown class: Symmetrical	Health: Dormant	Structure: Fair	ULE: 6-10
COM ID: 1019358	Comments:		
<b>Tree - P045</b>		<b><i>Ulmus sp.</i> , Elm</b>	
Origin: Exotic	Type: Deciduous Broadleaf		Age: Mature
DBH: 66	Height: 16m	Width: 16m	TPZ: 7.9m
Crown class: Symmetrical	Health: Dormant	Structure: Fair	ULE: 6-10
COM ID: 1019357	Comments:		
<b>Tree - P046</b>		<b><i>Ulmus sp.</i> , Elm</b>	
Origin: Exotic	Type: Deciduous Broadleaf		Age: Mature
DBH: 90	Height: 17m	Width: 18m	TPZ: 10.8m
Crown class: Symmetrical	Health: Dormant	Structure: Fair	ULE: 6-10
COM ID: 1019356	Comments:		
<b>Tree - P047</b>		<b><i>Ulmus sp.</i> , Elm</b>	
Origin: Exotic	Type: Deciduous Broadleaf		Age: Mature
DBH: 94 Estimate	Height: 19m	Width: 18m	TPZ: 11.3m
Crown class: Symmetrical	Health: Dormant	Structure: Fair	ULE: 11-20
COM ID: 1019363	Comments: Limited inspection due to construction		
<b>Tree - P048</b>		<b><i>Ulmus sp.</i> , Elm</b>	
Origin: Exotic	Type: Deciduous Broadleaf		Age: Mature
DBH: 88	Height: 18m	Width: 18m	TPZ: 10.6m
Crown class: Symmetrical	Health: Dormant	Structure: Fair	ULE: 11-20
COM ID: 1019362	Comments: Limited inspection due to construction		



<b>Tree - P049</b>		<b><i>Ulmus sp.</i> , Elm</b>	
Origin: Exotic	Type: Deciduous Broadleaf		Age: Mature
DBH: 102	Height: 20m	Width: 22m	TPZ: 12.2m
Crown class: Symmetrical	Health: Dormant	Structure: Fair	ULE: 11-20
COM ID: 1019361	Comments: Limited inspection due to construction		
<b>Tree - P050</b>		<b><i>Ulmus sp.</i> , Elm</b>	
Origin: Exotic	Type: Deciduous Broadleaf		Age: Mature
DBH: 66	Height: 16m	Width: 0m	TPZ: 7.9m
Crown class: Symmetrical	Health: Dormant	Structure: Fair	ULE: 6-10
COM ID: 1019360	Comments: Limited inspection due to construction		
<b>Tree - P051</b>		<b><i>Ulmus sp.</i> , Elm</b>	
Origin: Exotic	Type: Deciduous Broadleaf		Age: Mature
DBH: 67	Height: 16m	Width: 17m	TPZ: 8m
Crown class: Symmetrical	Health: Dormant	Structure: Fair	ULE: 1-5
COM ID: 1019359	Comments: Limited inspection due to construction		
<b>Tree - P052</b>		<b><i>Ulmus sp.</i> , Elm</b>	
Origin: Exotic	Type: Deciduous Broadleaf		Age: Semi-mature
DBH: 14	Height: 8m	Width: 4m	TPZ: 2m
Crown class: Symmetrical	Health: Dormant	Structure: Good	ULE: 31-60
COM ID: 1062697	Comments:		
<b>Tree - P053</b>		<b><i>Ulmus sp.</i> , Elm</b>	
Origin: Exotic	Type: Deciduous Broadleaf		Age: Mature
DBH: 45	Height: 14m	Width: 10m	TPZ: 5.4m
Crown class: Symmetrical	Health: Dormant	Structure: Fair	ULE: 6-10
COM ID: 1022569	Comments:		
<b>Tree - P054</b>		<b><i>Ulmus sp.</i> , Elm</b>	
Origin: Exotic	Type: Deciduous Broadleaf		Age: Mature
DBH: 40	Height: 14m	Width: 11m	TPZ: 4.8m
Crown class: Symmetrical	Health: Dormant	Structure: Fair	ULE: 6-10
COM ID: 1022570	Comments:		
<b>Tree - P055</b>		<b><i>Ulmus sp.</i> , Elm</b>	
Origin: Exotic	Type: Deciduous Broadleaf		Age: Mature
DBH: 53	Height: 15m	Width: 14m	TPZ: 6.4m
Crown class: Symmetrical	Health: Dormant	Structure: Fair	ULE: 6-10
COM ID: 1022571	Comments:		
<b>Tree - P056</b>		<b><i>Ulmus sp.</i> , Elm</b>	
Origin: Exotic	Type: Deciduous Broadleaf		Age: Mature
DBH: 51	Height: 15m	Width: 16m	TPZ: 6.1m
Crown class: Symmetrical	Health: Dormant	Structure: Fair	ULE: 11-20
COM ID: 1022572	Comments:		

<b>Tree - P057</b>		<b><i>Ulmus sp.</i> , Elm</b>	
Origin: Exotic	Type: Deciduous Broadleaf		Age: Mature
DBH: 65	Height: 18m	Width: 17m	TPZ: 7.8m
Crown class: Symmetrical	Health: Dormant	Structure: Fair	ULE: 11-20
COM ID: 1022573	Comments:		
<b>Tree - P058</b>		<b><i>Ulmus sp.</i> , Elm</b>	
Origin: Exotic	Type: Deciduous Broadleaf		Age: Mature
DBH: 61	Height: 17m	Width: 18m	TPZ: 7.3m
Crown class: Symmetrical	Health: Dormant	Structure: Fair	ULE: 11-20
COM ID: 1022574	Comments:		
<b>Tree - P059</b>		<b><i>Ulmus sp.</i> , Elm</b>	
Origin: Exotic	Type: Deciduous Broadleaf		Age: Mature
DBH: 69	Height: 16m	Width: 17m	TPZ: 8.3m
Crown class: Symmetrical	Health: Dormant	Structure: Fair	ULE: 11-20
COM ID: 1022575	Comments:		
<b>Tree - P060</b>		<b><i>Ulmus sp.</i> , Elm</b>	
Origin: Exotic	Type: Deciduous Broadleaf		Age: Mature
DBH: 53	Height: 15m	Width: 15m	TPZ: 6.4m
Crown class: Symmetrical	Health: Dormant	Structure: Fair	ULE: 1-5
COM ID: 1022576	Comments:		
<b>Tree - P061</b>		<b><i>Ulmus sp.</i> , Elm</b>	
Origin: Exotic	Type: Deciduous Broadleaf		Age: Mature
DBH: 58	Height: 14m	Width: 13m	TPZ: 7m
Crown class: Asymmetrical	Health: Dormant	Structure: Fair	ULE: 1-5
COM ID: 1022582	Comments:		
<b>Tree - P062</b>		<b><i>Ulmus sp.</i> , Elm</b>	
Origin: Exotic	Type: Deciduous Broadleaf		Age: Semi-mature
DBH: 14	Height: 6m	Width: 4m	TPZ: 2m
Crown class: Symmetrical	Health: Dormant	Structure: Good	ULE: 31-60
COM ID: 1067947	Comments:		
<b>Tree - P063</b>		<b><i>Ulmus sp.</i> , Elm</b>	
Origin: Exotic	Type: Deciduous Broadleaf		Age: Mature
DBH: 53	Height: 12m	Width: 14m	TPZ: 6.4m
Crown class: Asymmetrical	Health: Dormant	Structure: Fair	ULE: 1-5
COM ID: 1022587	Comments:		
<b>Tree - P064</b>		<b><i>Ulmus sp.</i> , Elm</b>	
Origin: Exotic	Type: Deciduous Broadleaf		Age: Mature
DBH: 47	Height: 13m	Width: 11m	TPZ: 5.6m
Crown class: Asymmetrical	Health: Dormant	Structure: Fair	ULE: 1-5
COM ID: 1022590	Comments:		

<b>Tree - P065</b>		<b><i>Ulmus sp.</i> , Elm</b>	
Origin: Exotic	Type: Deciduous Broadleaf		Age: Mature
DBH: 66	Height: 14m	Width: 11m	TPZ: 7.9m
Crown class: Symmetrical	Health: Dormant	Structure: Fair	ULE: 11-20
COM ID: 1019364	Comments:		
<b>Tree - P066</b>		<b><i>Ulmus sp.</i> , Elm</b>	
Origin: Exotic	Type: Deciduous Broadleaf		Age: Mature
DBH: 66	Height: 16m	Width: 12m	TPZ: 7.9m
Crown class: Asymmetrical	Health: Dormant	Structure: Good	ULE: 11-20
COM ID: 1022566	Comments:		
<b>Tree - P067</b>		<b><i>Ulmus sp.</i> , Elm</b>	
Origin: Exotic	Type: Deciduous Broadleaf		Age: Juvenile
DBH: 2	Height: 2m	Width: 1m	TPZ: 2m
Crown class: Symmetrical	Health: Dormant	Structure: Good	ULE: 31-60
COM ID: 1556435	Comments: recent planting		
<b>Tree - P068</b>		<b><i>Ulmus sp.</i> , Elm</b>	
Origin: Exotic	Type: Deciduous Broadleaf		Age: Mature
DBH: 77	Height: 17m	Width: 15m	TPZ: 9.2m
Crown class: Asymmetrical	Health: Dormant	Structure: Fair-Good	ULE: 11-20
COM ID: 1022567	Comments:		
<b>Tree - P069</b>		<b><i>Ulmus sp.</i> , Elm</b>	
Origin: Exotic	Type: Deciduous Broadleaf		Age: Mature
DBH: 71	Height: 16m	Width: 11m	TPZ: 8.5m
Crown class: Symmetrical	Health: Dormant	Structure: Fair	ULE: 11-20
COM ID: 1022568	Comments:		
<b>Tree - P070</b>		<b><i>Ulmus sp.</i> , Elm</b>	
Origin: Exotic	Type: Deciduous Broadleaf		Age: Mature
DBH: 67	Height: 16m	Width: 14m	TPZ: 8m
Crown class: Symmetrical	Health: Dormant	Structure: Fair	ULE: 6-10
COM ID: 1022577	Comments:		
<b>Tree - P071</b>		<b><i>Ulmus sp.</i> , Elm</b>	
Origin: Exotic	Type: Deciduous Broadleaf		Age: Mature
DBH: 78	Height: 14m	Width: 12m	TPZ: 9.4m
Crown class: Symmetrical	Health: Dormant	Structure: Fair-Poor	ULE: 1-5
COM ID: 1022578	Comments:		
<b>Tree - P072</b>		<b><i>Ulmus sp.</i> , Elm</b>	
Origin: Exotic	Type: Deciduous Broadleaf		Age: Mature
DBH: 83	Height: 14m	Width: 14m	TPZ: 10m
Crown class: Symmetrical	Health: Dormant	Structure: Fair-Poor	ULE: 1-5
COM ID: 1022579	Comments:		

<b>Tree - P073</b>		<b><i>Ulmus sp.</i> , Elm</b>	
Origin: Exotic	Type: Deciduous Broadleaf	Age: Juvenile	
DBH: 5	Height: 3m	Width: 2m	TPZ: 2m
Crown class: Symmetrical	Health: Good	Structure: Good	ULE: 31-60
COM ID: 1491645	Comments: recent planting		
<b>Tree - P074</b>		<b><i>Ulmus sp.</i> , Elm</b>	
Origin: Exotic	Type: Deciduous Broadleaf	Age: Mature	
DBH: 68	Height: 15m	Width: 18m	TPZ: 8.2m
Crown class: Symmetrical	Health: Dormant	Structure: Poor	ULE: 1-5
COM ID: 1022581	Comments: Significant decay in main trunk at 4 -8m. Further investigation require.		
<b>Tree - P075</b>		<b><i>Metasequoia glyptostroboides</i> , Dawn Redwood</b>	
Origin: Exotic	Type: Deciduous Conifer	Age:	
DBH: 0	Height: 0m	Width: 0m	TPZ: m
Crown class:	Health:	Structure:	ULE:
COM ID: 1458068	Comments: Removed		
<b>Tree - P076</b>		<b><i>Metasequoia glyptostroboides</i> , Dawn Redwood</b>	
Origin: Exotic	Type: Deciduous Conifer	Age:	
DBH: 0	Height: 0m	Width: 0m	TPZ: m
Crown class:	Health:	Structure:	ULE:
COM ID: 1458065	Comments: Removed		
<b>Tree - P077</b>		<b><i>Metasequoia glyptostroboides</i> , Dawn Redwood</b>	
Origin: Exotic	Type: Deciduous Conifer	Age:	
DBH: 0	Height: 0m	Width: 0m	TPZ: m
Crown class:	Health:	Structure:	ULE:
COM ID: 1458164	Comments: Removed		
<b>Tree - P078</b>		<b><i>Metasequoia glyptostroboides</i> , Dawn Redwood</b>	
Origin: Exotic	Type: Deciduous Conifer	Age:	
DBH: 0	Height: 0m	Width: 0m	TPZ: m
Crown class:	Health:	Structure:	ULE:
COM ID: 1458162	Comments: Removed		
<b>Tree - P079</b>		<b><i>Cedrus atlantica</i> Glauca Group, Blue Atlas Cedar</b>	
Origin: Exotic	Type: Evergreen Conifer	Age: Semi-mature	
DBH: 14	Height: 3m	Width: 3m	TPZ: 2m
Crown class: Symmetrical	Health: Fair	Structure: Fair	ULE: 6-10
COM ID: 1458160	Comments: Stressed. Compacted soil, small needle size 15% die back.		
<b>Tree - P080</b>		<b><i>Cedrus atlantica</i> Glauca Group, Blue Atlas Cedar</b>	
Origin: Exotic	Type: Evergreen Conifer	Age: Semi-mature	
DBH: 14	Height: 3m	Width: 3m	TPZ: 2m
Crown class: Symmetrical	Health: Fair	Structure: Fair	ULE: 6-10
COM ID: 1458159	Comments: Stressed. Compacted soil, small needle size 15% die back.		



<b>Tree - P081</b>		<b><i>Cedrus atlantica</i> Glauca Group, Blue Atlas Cedar</b>	
Origin: Exotic	Type: Evergreen Conifer	Age: Semi-mature	
DBH: 14	Height: 3m	Width: 3m	TPZ: 2m
Crown class: Symmetrical	Health: Fair	Structure: Fair	ULE: 6-10
COM ID: 1458158	Comments: Stressed. Compacted soil, small needle size 15% die back.		
<b>Tree - P082</b>		<b><i>Cedrus atlantica</i> Glauca Group, Blue Atlas Cedar</b>	
Origin: Exotic	Type: Evergreen Conifer	Age: Semi-mature	
DBH: 14	Height: 3m	Width: 3m	TPZ: 2m
Crown class: Symmetrical	Health: Fair	Structure: Fair	ULE: 6-10
COM ID: 1458157	Comments: Stressed. Compacted soil, small needle size 15% die back.		
<b>Tree - P083</b>		<b><i>Cedrus atlantica</i> Glauca Group, Blue Atlas Cedar</b>	
Origin: Exotic	Type: Evergreen Conifer	Age: Semi-mature	
DBH: 14	Height: 3m	Width: 3m	TPZ: 2m
Crown class: Symmetrical	Health: Fair	Structure: Fair	ULE: 6-10
COM ID: 1458156	Comments: Stressed. Compacted soil, small needle size 15% die back.		
<b>Tree - P084</b>		<b><i>Cedrus atlantica</i> Glauca Group, Blue Atlas Cedar</b>	
Origin: Exotic	Type: Evergreen Conifer	Age: Semi-mature	
DBH: 14	Height: 3m	Width: 3m	TPZ: 2m
Crown class: Symmetrical	Health: Fair	Structure: Fair	ULE: 6-10
COM ID: 1458155	Comments: Stressed. Compacted soil, small needle size 15% die back.		
<b>Tree - P085</b>		<b><i>Metasequoia glyptostroboides</i> , Dawn Redwood</b>	
Origin: Exotic	Type: Deciduous Conifer	Age:	
DBH: 0	Height: 0m	Width: 0m	TPZ: m
Crown class:	Health:	Structure:	ULE:
COM ID: 1458165	Comments: Removed		
<b>Tree - P086</b>		<b><i>Metasequoia glyptostroboides</i> , Dawn Redwood</b>	
Origin: Exotic	Type: Deciduous Conifer	Age:	
DBH: 0	Height: 0m	Width: 0m	TPZ: m
Crown class:	Health:	Structure:	ULE:
COM ID: 1458169	Comments: Removed		
<b>Tree - P087</b>		<b><i>Malus sp.</i> , Crabapple</b>	
Origin: Exotic	Type: Deciduous Broadleaf	Age: Semi-mature	
DBH: 12	Height: 3m	Width: 3m	TPZ: 2m
Crown class: Symmetrical	Health: Dormant	Structure: Good	ULE: 11-20
COM ID: 1457745	Comments:		
<b>Tree - P088</b>		<b><i>Malus sp.</i> , Crabapple</b>	
Origin: Exotic	Type: Deciduous Broadleaf	Age: Semi-mature	
DBH: 12	Height: 3m	Width: 3m	TPZ: 2m
Crown class: Symmetrical	Health: Dormant	Structure: Good	ULE: 11-20
COM ID: 1457746	Comments: as above		

<b>Tree - P089</b>		<b><i>Malus sp.</i> , Crabapple</b>	
Origin: Exotic	Type: Deciduous Broadleaf	Age: Semi-mature	
DBH: 12	Height: 3m	Width: 3m	TPZ: 2m
Crown class: Symmetrical	Health: Dormant	Structure: Good	ULE: 11-20
COM ID: 1457747	Comments: as above		
<b>Tree - P090</b>		<b><i>Malus sp.</i> , Crabapple</b>	
Origin: Exotic	Type: Deciduous Broadleaf	Age: Semi-mature	
DBH: 12	Height: 3m	Width: 3m	TPZ: 2m
Crown class: Symmetrical	Health: Dormant	Structure: Good	ULE: 11-20
COM ID: 1457744	Comments: as above		
<b>Tree - P091</b>		<b><i>Malus sp.</i> , Crabapple</b>	
Origin: Exotic	Type: Deciduous Broadleaf	Age: Semi-mature	
DBH: 12	Height: 3m	Width: 3m	TPZ: 2m
Crown class: Symmetrical	Health: Dormant	Structure: Good	ULE: 11-20
COM ID: 1457743	Comments: as above		
<b>Tree - P092</b>		<b><i>Malus sp.</i> , Crabapple</b>	
Origin: Exotic	Type: Deciduous Broadleaf	Age: Semi-mature	
DBH: 12	Height: 3m	Width: 3m	TPZ: 2m
Crown class: Symmetrical	Health: Dormant	Structure: Good	ULE: 11-20
COM ID: 1457742	Comments: as above		
<b>Tree - P093</b>		<b><i>Metasequoia glyptostroboides</i> , Dawn Redwood</b>	
Origin: Exotic	Type: Deciduous Conifer	Age:	
DBH: 0	Height: 0m	Width: 0m	TPZ: 2m
Crown class:	Health:	Structure:	ULE:
COM ID: 1458167	Comments: Removed		
<b>Tree - P094</b>		<b><i>Malus sp.</i> , Crabapple</b>	
Origin: Exotic	Type: Deciduous Broadleaf	Age: Semi-mature	
DBH: 12	Height: 3m	Width: 3m	TPZ: 2m
Crown class: Symmetrical	Health: Dormant	Structure: Good	ULE: 11-20
COM ID: 1457739	Comments: as tree 18		
<b>Tree - P095</b>		<b><i>Malus sp.</i> , Crabapple</b>	
Origin: Exotic	Type: Deciduous Broadleaf	Age: Semi-mature	
DBH: 12	Height: 3m	Width: 3m	TPZ: 2m
Crown class: Symmetrical	Health: Dormant	Structure: Good	ULE: 11-20
COM ID: 1457740	Comments: as above		
<b>Tree - P096</b>		<b><i>Malus sp.</i> , Crabapple</b>	
Origin: Exotic	Type: Deciduous Broadleaf	Age: Semi-mature	
DBH: 12	Height: 3m	Width: 3m	TPZ: 2m
Crown class: Symmetrical	Health: Dormant	Structure: Good	ULE: 11-20
COM ID: 1457741	Comments: as above		

<b>Tree - P097</b>		<b><i>Malus sp.</i> , Crabapple</b>	
Origin: Exotic	Type: Deciduous Broadleaf	Age: Semi-mature	
DBH: 12	Height: 3m	Width: 3m	TPZ: 2m
Crown class: Symmetrical	Health: Dormant	Structure: Good	ULE: 11-20
COM ID: 1458200	Comments: as above		
<b>Tree - P098</b>		<b><i>Malus sp.</i> , Crabapple</b>	
Origin: Exotic	Type: Deciduous Broadleaf	Age: Semi-mature	
DBH: 12	Height: 3m	Width: 3m	TPZ: 2m
Crown class: Symmetrical	Health: Dormant	Structure: Good	ULE: 11-20
COM ID: 1458201	Comments: as above		
<b>Tree - P099</b>		<b><i>Malus sp.</i> , Crabapple</b>	
Origin: Exotic	Type: Deciduous Broadleaf	Age: Semi-mature	
DBH: 12	Height: 3m	Width: 3m	TPZ: 2m
Crown class: Symmetrical	Health: Dormant	Structure: Good	ULE: 11-20
COM ID: 1457738	Comments: as above		
<b>Tree - P100</b>		<b><i>Malus sp.</i> , Crabapple</b>	
Origin: Exotic	Type: Deciduous Broadleaf	Age: Semi-mature	
DBH: 12	Height: 3m	Width: 3m	TPZ: 2m
Crown class: Symmetrical	Health: Dormant	Structure: Good	ULE: 11-20
COM ID: 1458073	Comments: as above		
<b>Tree - P101</b>		<b><i>Malus sp.</i> , Crabapple</b>	
Origin: Exotic	Type: Deciduous Broadleaf	Age: Semi-mature	
DBH: 12	Height: 3m	Width: 3m	TPZ: 2m
Crown class: Symmetrical	Health: Dormant	Structure: Good	ULE: 11-20
COM ID: 1458076	Comments: as above		
<b>Tree - P102</b>		<b><i>Malus sp.</i> , Crabapple</b>	
Origin: Exotic	Type: Deciduous Broadleaf	Age: Semi-mature	
DBH: 12	Height: 3m	Width: 3m	TPZ: 2m
Crown class: Symmetrical	Health: Dormant	Structure: Good	ULE: 11-20
COM ID: 1458079	Comments: as above		
<b>Tree - P103</b>		<b><i>Malus sp.</i> , Crabapple</b>	
Origin: Exotic	Type: Deciduous Broadleaf	Age: Semi-mature	
DBH: 12	Height: 3m	Width: 3m	TPZ: 2m
Crown class: Symmetrical	Health: Dormant	Structure: Good	ULE: 11-20
COM ID: 1458080	Comments: as above		
<b>Tree - P104</b>		<b><i>Malus sp.</i> , Crabapple</b>	
Origin: Exotic	Type: Deciduous Broadleaf	Age: Semi-mature	
DBH: 12	Height: 3m	Width: 3m	TPZ: 2m
Crown class: Symmetrical	Health: Dormant	Structure: Good	ULE: 11-20
COM ID: 1458077	Comments: as above		

<b>Tree - P105</b>		<b><i>Malus sp.</i> , Crabapple</b>	
Origin: Exotic	Type: Deciduous Broadleaf		Age: Semi-mature
DBH: 12	Height: 3m	Width: 3m	TPZ: 2m
Crown class: Symmetrical	Health: Dormant	Structure: Good	ULE: 11-20
COM ID: 1458074	Comments: as above		
<b>Tree - P106</b>		<b><i>Metasequoia glyptostroboides</i> , Dawn Redwood</b>	
Origin: Exotic	Type: Deciduous Conifer		Age:
DBH: 0	Height: 0m	Width: 0m	TPZ: m
Crown class:	Health:	Structure:	ULE:
COM ID: 1458071	Comments: removed		
<b>Tree - P107</b>		<b><i>Metasequoia glyptostroboides</i> , Dawn Redwood</b>	
Origin: Exotic	Type: Deciduous Conifer		Age:
DBH: 0	Height: 0m	Width: 0m	TPZ: m
Crown class:	Health:	Structure:	ULE:
COM ID: 1458070	Comments: removed		
<b>Tree - P108</b>		<b><i>Malus sp.</i> , Crabapple</b>	
Origin: Exotic	Type: Deciduous Broadleaf		Age: Semi-mature
DBH: 12	Height: 3m	Width: 3m	TPZ: 2m
Crown class: Symmetrical	Health: Dormant	Structure: Good	ULE: 11-20
COM ID: 1458075	Comments: as tree 31		
<b>Tree - P109</b>		<b><i>Malus sp.</i> , Crabapple</b>	
Origin: Exotic	Type: Deciduous Broadleaf		Age: Semi-mature
DBH: 12	Height: 3m	Width: 3m	TPZ: 2m
Crown class: Symmetrical	Health: Dormant	Structure: Good	ULE: 11-20
COM ID: 1458078	Comments: as above		
<b>Tree - P110</b>		<b><i>Malus sp.</i> , Crabapple</b>	
Origin: Exotic	Type: Deciduous Broadleaf		Age: Semi-mature
DBH: 12	Height: 3m	Width: 3m	TPZ: 2m
Crown class: Symmetrical	Health: Dormant	Structure: Good	ULE: 11-20
COM ID: 1458081	Comments: as above		
<b>Tree - P111</b>		<b><i>Malus sp.</i> , Crabapple</b>	
Origin: Exotic	Type: Deciduous Broadleaf		Age: Semi-mature
DBH: 12	Height: 3m	Width: 3m	TPZ: 2m
Crown class: Symmetrical	Health: Dormant	Structure: Good	ULE: 11-20
COM ID: 1458082	Comments: As above		
<b>Tree - P112</b>		<b><i>Metasequoia glyptostroboides</i> , Dawn Redwood</b>	
Origin: Exotic	Type: Deciduous Conifer		Age:
DBH: 0	Height: 0m	Width: 0m	TPZ: m
Crown class:	Health:	Structure:	ULE:
COM ID: 1458069	Comments: Removed		



<b>Tree - P113</b>		<b><i>Metasequoia glyptostroboides</i> , Dawn Redwood</b>	
Origin: Exotic	Type: Deciduous Conifer		Age:
DBH: 0	Height: 0m	Width: 0m	TPZ: m
Crown class:	Health:	Structure:	ULE:
COM ID: 1457761	Comments: Removed		
<b>Tree - P114</b>		<b><i>Metasequoia glyptostroboides</i> , Dawn Redwood</b>	
Origin: Exotic	Type: Deciduous Conifer		Age:
DBH: 0	Height: 0m	Width: 0m	TPZ: m
Crown class:	Health:	Structure:	ULE:
COM ID: 1457760	Comments: Removed		
<b>Tree - P115</b>		<b><i>Metasequoia glyptostroboides</i> , Dawn Redwood</b>	
Origin: Exotic	Type: Deciduous Conifer		Age:
DBH: 0	Height: 0m	Width: 0m	TPZ: m
Crown class:	Health:	Structure:	ULE:
COM ID: 1457758	Comments: Removed		
<b>Tree - P117</b>		<b><i>Cedrus atlantica</i> Glauca Group, Blue Atlas Cedar</b>	
Origin: Exotic	Type: Evergreen Conifer		Age: Juvenile
DBH: 16	Height: 5m	Width: 5m	TPZ: 2m
Crown class: Symmetrical	Health: Fair-Good	Structure: Fair	ULE: 31-60
COM ID:	Comments:		
<b>Tree - P118</b>		<b><i>Cedrus atlantica</i> Glauca Group, Blue Atlas Cedar</b>	
Origin: Exotic	Type: Evergreen Conifer		Age: Juvenile
DBH: 14	Height: 6m	Width: 4m	TPZ: 2m
Crown class: Symmetrical	Health: Fair-Good	Structure: Fair	ULE: 31-60
COM ID:	Comments:		
<b>Tree - P119</b>		<b><i>Cedrus atlantica</i> Glauca Group, Blue Atlas Cedar</b>	
Origin: Exotic	Type: Evergreen Conifer		Age: Juvenile
DBH: 13	Height: 5m	Width: 4m	TPZ: 2m
Crown class: Symmetrical	Health: Fair-Poor	Structure: Fair	ULE: 6-10
COM ID:	Comments: Thin crown		
<b>Tree - P120</b>		<b><i>Cedrus deodara</i> , Deodar</b>	
Origin: Exotic	Type: Evergreen Conifer		Age: Juvenile
DBH: 3	Height: 2m	Width: 1m	TPZ: 2m
Crown class: Symmetrical	Health: Fair-Good	Structure: Fair	ULE: 31-60
COM ID:	Comments: New planting		
<b>Tree - P121</b>		<b><i>Aesculus hippocastanum</i> , Horse Chestnut</b>	
Origin: Exotic	Type: Deciduous Broadleaf		Age: Semi-mature
DBH: 21	Height: 6m	Width: 4m	TPZ: 2.5m
Crown class: Symmetrical	Health: Fair	Structure: Fair	ULE: 6-10
COM ID:	Comments: Decay in trunk		

<b>Tree - P122</b>		<b><i>Aesculus xcarnea</i> , Red Horse Chestnut</b>	
Origin: Exotic	Type: Deciduous Broadleaf		Age: Semi-mature
DBH: 17	Height: 6m	Width: 5m	TPZ: 2m
Crown class: Symmetrical	Health: Fair	Structure: Fair	ULE: 21-30
COM ID:	Comments: Poss juvenile		
<b>Tree - P123</b>		<b><i>Aesculus hippocastanum</i> , Horse Chestnut</b>	
Origin: Exotic	Type: Deciduous Broadleaf		Age: Semi-mature
DBH: 16	Height: 5m	Width: 3m	TPZ: 2m
Crown class: Symmetrical	Health: Fair-Poor	Structure: Fair	ULE: 11-20
COM ID:	Comments: Decay in trunk		
<b>Tree - P124</b>		<b><i>Aesculus hippocastanum</i> , Horse Chestnut</b>	
Origin: Exotic	Type: Deciduous Broadleaf		Age: Semi-mature
DBH: 14	Height: 5m	Width: 4m	TPZ: 2m
Crown class: Symmetrical	Health: Fair	Structure: Fair	ULE: 21-30
COM ID:	Comments:		
<b>Tree - P125</b>		<b><i>Aesculus hippocastanum</i> , Horse Chestnut</b>	
Origin: Exotic	Type: Deciduous Broadleaf		Age: Juvenile
DBH: 14	Height: 4m	Width: 3m	TPZ: 2m
Crown class: Symmetrical	Health: Fair	Structure: Fair	ULE: 21-30
COM ID:	Comments: Decay in base		
<b>Tree - P126</b>		<b><i>Angophora costata</i> , Sydney Red Gum</b>	
Origin: Australian Native	Type: Evergreen Broadleaf		Age: Semi-mature
DBH: 18	Height: 7m	Width: 5m	TPZ: 2.2m
Crown class: Symmetrical	Health: Fair-Good	Structure: Fair-Good	ULE: 60+
COM ID:	Comments:		
<b>Tree - P127</b>		<b><i>Ulmus sp.</i> , Elm</b>	
Origin: Exotic	Type: Deciduous Broadleaf		Age: Mature
DBH: 101	Height: 17m	Width: 14m	TPZ: 12.1m
Crown class: Symmetrical	Health: Dormant	Structure: Fair	ULE: 11-20
COM ID: 1040850 (north tree) - 1040861 (south tree)	Comments: Row to west side of University Square. Typical size and condition.		
<b>Tree - P128</b>		<b><i>Malus sp.</i> , Crabapple</b>	
Origin: Exotic	Type: Deciduous Broadleaf		Age: Semi-mature
DBH: 12	Height: 3m	Width: 3m	TPZ: 2m
Crown class: Symmetrical	Health: Dormant	Structure: Good	ULE: 11-20
COM ID: 1458087	Comments:		
<b>Tree - P129</b>		<b><i>Malus sp.</i> , Crabapple</b>	
Origin: Exotic	Type: Deciduous Broadleaf		Age: Semi-mature
DBH: 12	Height: 3m	Width: 3m	TPZ: 2m
Crown class: Symmetrical	Health: Dormant	Structure: Good	ULE: 11-20
COM ID: 1458092	Comments:		

Tree - P130		Malus sp. , Crabapple	
Origin: Exotic	Type: Deciduous Broadleaf		Age: Semi-mature
DBH: 12	Height: 3m	Width: 3m	TPZ: 2m
Crown class: Symmetrical	Health: Dormant	Structure: Good	ULE: 11-20
COM ID: 1458098	Comments:		
Tree - P131		Malus sp. , Crabapple	
Origin: Exotic	Type: Deciduous Broadleaf		Age: Semi-mature
DBH: 12	Height: 3m	Width: 3m	TPZ: 2m
Crown class: Symmetrical	Health: Dormant	Structure: Good	ULE: 11-20
COM ID: 1458099	Comments:		
Tree - P132		Malus sp. , Crabapple	
Origin: Exotic	Type: Deciduous Broadleaf		Age: Semi-mature
DBH: 12	Height: 3m	Width: 3m	TPZ: 2m
Crown class: Symmetrical	Health: Dormant	Structure: Good	ULE: 11-20
COM ID: 1458086	Comments:		
Tree - P133		Malus sp. , Crabapple	
Origin: Exotic	Type: Deciduous Broadleaf		Age: Semi-mature
DBH: 12	Height: 3m	Width: 3m	TPZ: 2m
Crown class: Symmetrical	Health: Dormant	Structure: Good	ULE: 11-20
COM ID: 1458091	Comments:		
Tree - P134		Malus sp. , Crabapple	
Origin: Exotic	Type: Deciduous Broadleaf		Age: Semi-mature
DBH: 12	Height: 3m	Width: 3m	TPZ: 2m
Crown class: Symmetrical	Health: Dormant	Structure: Good	ULE: 11-20
COM ID: 1458085	Comments:		
Tree - P135		Malus sp. , Crabapple	
Origin: Exotic	Type: Deciduous Broadleaf		Age: Semi-mature
DBH: 12	Height: 3m	Width: 3m	TPZ: 2m
Crown class: Symmetrical	Health: Dormant	Structure: Good	ULE: 11-20
COM ID: 1458090	Comments:		
Tree - P136		Malus sp. , Crabapple	
Origin: Exotic	Type: Deciduous Broadleaf		Age: Semi-mature
DBH: 12	Height: 3m	Width: 3m	TPZ: 2m
Crown class: Symmetrical	Health: Dormant	Structure: Good	ULE: 11-20
COM ID: 1458084	Comments:		
Tree - P137		Malus sp. , Crabapple	
Origin: Exotic	Type: Deciduous Broadleaf		Age: Semi-mature
DBH: 12	Height: 3m	Width: 3m	TPZ: 2m
Crown class: Symmetrical	Health: Dormant	Structure: Good	ULE: 11-20
COM ID: 1458089	Comments:		

<b>Tree - P138</b>		<b><i>Malus sp.</i> , Crabapple</b>	
Origin: Exotic	Type: Deciduous Broadleaf	Age: Semi-mature	
DBH: 12	Height: 3m	Width: 3m	TPZ: 2m
Crown class: Symmetrical	Health: Dormant	Structure: Good	ULE: 11-20
COM ID: 1458095	Comments:		
<b>Tree - P139</b>		<b><i>Malus sp.</i> , Crabapple</b>	
Origin: Exotic	Type: Deciduous Broadleaf	Age: Semi-mature	
DBH: 12	Height: 3m	Width: 3m	TPZ: 2m
Crown class: Symmetrical	Health: Dormant	Structure: Good	ULE: 11-20
COM ID: 1458096	Comments:		
<b>Tree - P140</b>		<b><i>Malus sp.</i> , Crabapple</b>	
Origin: Exotic	Type: Deciduous Broadleaf	Age: Semi-mature	
DBH: 12	Height: 3m	Width: 3m	TPZ: 2m
Crown class: Symmetrical	Health: Dormant	Structure: Good	ULE: 11-20
COM ID: 1458083	Comments:		
<b>Tree - P141</b>		<b><i>Malus sp.</i> , Crabapple</b>	
Origin: Exotic	Type: Deciduous Broadleaf	Age: Semi-mature	
DBH: 12	Height: 3m	Width: 3m	TPZ: 2m
Crown class: Symmetrical	Health: Dormant	Structure: Good	ULE: 11-20
COM ID: 1458088	Comments:		
<b>Tree - P142</b>		<b><i>Malus sp.</i> , Crabapple</b>	
Origin: Exotic	Type: Deciduous Broadleaf	Age: Semi-mature	
DBH: 12	Height: 3m	Width: 3m	TPZ: 2m
Crown class: Symmetrical	Health: Dormant	Structure: Good	ULE: 11-20
COM ID: 1458093	Comments:		
<b>Tree - P143</b>		<b><i>Malus sp.</i> , Crabapple</b>	
Origin: Exotic	Type: Deciduous Broadleaf	Age: Semi-mature	
DBH: 12	Height: 3m	Width: 3m	TPZ: 2m
Crown class: Symmetrical	Health: Dormant	Structure: Good	ULE: 11-20
COM ID: 1458094	Comments:		
<b>Tree - P144</b>		<b><i>Malus sp.</i> , Crabapple</b>	
Origin: Exotic	Type: Deciduous Broadleaf	Age: Semi-mature	
DBH: 12	Height: 3m	Width: 3m	TPZ: 2m
Crown class: Symmetrical	Health: Dormant	Structure: Good	ULE: 11-20
COM ID: 1458192	Comments:		
<b>Tree - P145</b>		<b><i>Malus sp.</i> , Crabapple</b>	
Origin: Exotic	Type: Deciduous Broadleaf	Age: Semi-mature	
DBH: 12	Height: 3m	Width: 3m	TPZ: 2m
Crown class: Symmetrical	Health: Dormant	Structure: Good	ULE: 11-20
COM ID: 1458197	Comments:		



Tree - P146		Malus sp. , Crabapple	
Origin: Exotic	Type: Deciduous Broadleaf		Age: Semi-mature
DBH: 12	Height: 3m	Width: 3m	TPZ: 2m
Crown class: Symmetrical	Health: Dormant	Structure: Good	ULE: 11-20
COM ID: 1458199	Comments:		
Tree - P147		Malus sp. , Crabapple	
Origin: Exotic	Type: Deciduous Broadleaf		Age: Semi-mature
DBH: 12	Height: 3m	Width: 3m	TPZ: 2m
Crown class: Symmetrical	Health: Dormant	Structure: Good	ULE: 11-20
COM ID: 1458185	Comments:		
Tree - P148		Malus sp. , Crabapple	
Origin: Exotic	Type: Deciduous Broadleaf		Age: Semi-mature
DBH: 12	Height: 3m	Width: 3m	TPZ: 2m
Crown class: Symmetrical	Health: Dormant	Structure: Good	ULE: 11-20
COM ID: 1458193	Comments:		
Tree - P149		Malus sp. , Crabapple	
Origin: Exotic	Type: Deciduous Broadleaf		Age: Semi-mature
DBH: 12	Height: 3m	Width: 3m	TPZ: 2m
Crown class: Symmetrical	Health: Dormant	Structure: Good	ULE: 11-20
COM ID: 1458196	Comments:		
Tree - P150		Malus sp. , Crabapple	
Origin: Exotic	Type: Deciduous Broadleaf		Age: Semi-mature
DBH: 12	Height: 3m	Width: 3m	TPZ: 2m
Crown class: Symmetrical	Health: Dormant	Structure: Good	ULE: 11-20
COM ID: 1458198	Comments:		
Tree - P151		Malus sp. , Crabapple	
Origin: Exotic	Type: Deciduous Broadleaf		Age: Semi-mature
DBH: 12	Height: 3m	Width: 3m	TPZ: 2m
Crown class: Symmetrical	Health: Dormant	Structure: Good	ULE: 11-20
COM ID: 1458184	Comments:		
Tree - P152		Malus sp. , Crabapple	
Origin: Exotic	Type: Deciduous Broadleaf		Age: Semi-mature
DBH: 12	Height: 3m	Width: 3m	TPZ: 2m
Crown class: Symmetrical	Health: Dormant	Structure: Good	ULE: 11-20
COM ID: 1458194	Comments:		
Tree - P153		Malus sp. , Crabapple	
Origin: Exotic	Type: Deciduous Broadleaf		Age: Semi-mature
DBH: 12	Height: 3m	Width: 3m	TPZ: 2m
Crown class: Symmetrical	Health: Dormant	Structure: Good	ULE: 11-20
COM ID: 1458195	Comments:		

<b>Tree - P154</b>		<b><i>Malus sp.</i> , Crabapple</b>	
Origin: Exotic	Type: Deciduous Broadleaf	Age: Semi-mature	
DBH: 12	Height: 3m	Width: 3m	TPZ: 2m
Crown class: Symmetrical	Health: Dormant	Structure: Good	ULE: 11-20
COM ID: 1458183	Comments:		
<b>Tree - P155</b>		<b><i>Malus sp.</i> , Crabapple</b>	
Origin: Exotic	Type: Deciduous Broadleaf	Age: Semi-mature	
DBH: 12	Height: 3m	Width: 3m	TPZ: 2m
Crown class: Symmetrical	Health: Dormant	Structure: Good	ULE: 11-20
COM ID: 1458189	Comments:		
<b>Tree - P156</b>		<b><i>Malus sp.</i> , Crabapple</b>	
Origin: Exotic	Type: Deciduous Broadleaf	Age: Semi-mature	
DBH: 12	Height: 3m	Width: 3m	TPZ: 2m
Crown class: Symmetrical	Health: Dormant	Structure: Good	ULE: 11-20
COM ID: 1458190	Comments:		
<b>Tree - P157</b>		<b><i>Malus sp.</i> , Crabapple</b>	
Origin: Exotic	Type: Deciduous Broadleaf	Age: Semi-mature	
DBH: 12	Height: 3m	Width: 3m	TPZ: 2m
Crown class: Symmetrical	Health: Dormant	Structure: Good	ULE: 11-20
COM ID: 1458182	Comments:		
<b>Tree - P158</b>		<b><i>Malus sp.</i> , Crabapple</b>	
Origin: Exotic	Type: Deciduous Broadleaf	Age: Semi-mature	
DBH: 12	Height: 3m	Width: 3m	TPZ: 2m
Crown class: Symmetrical	Health: Dormant	Structure: Good	ULE: 11-20
COM ID: 1458188	Comments:		
<b>Tree - P159</b>		<b><i>Malus sp.</i> , Crabapple</b>	
Origin: Exotic	Type: Deciduous Broadleaf	Age: Semi-mature	
DBH: 12	Height: 3m	Width: 3m	TPZ: 2m
Crown class: Symmetrical	Health: Dormant	Structure: Good	ULE: 11-20
COM ID: 1458187	Comments:		
<b>Tree - P160</b>		<b><i>Malus sp.</i> , Crabapple</b>	
Origin: Exotic	Type: Deciduous Broadleaf	Age: Semi-mature	
DBH: 12	Height: 3m	Width: 3m	TPZ: 2m
Crown class: Symmetrical	Health: Dormant	Structure: Good	ULE: 11-20
COM ID: 1458186	Comments:		
<b>Tree - P161</b>		<b><i>Malus sp.</i> , Crabapple</b>	
Origin: Exotic	Type: Deciduous Broadleaf	Age: Semi-mature	
DBH: 12	Height: 3m	Width: 3m	TPZ: 2m
Crown class: Symmetrical	Health: Dormant	Structure: Good	ULE: 11-20
COM ID: 1458181	Comments:		

<b>Tree - P162</b>		<b><i>Cedrus atlantica</i> Glauca Group, Blue Atlas Cedar</b>	
Origin: Exotic	Type: Evergreen Conifer		Age: Semi-mature
DBH: 14 Estimate	Height: 3m	Width: 3m	TPZ: 2m
Crown class: Symmetrical	Health: Poor	Structure: Fair	ULE: 1-5
COM ID: 1458154	Comments: Stressed. Compacted soil, small needle size 15% die back.		
<b>Tree - P163</b>		<b><i>Cedrus atlantica</i> Glauca Group, Blue Atlas Cedar</b>	
Origin: Exotic	Type: Evergreen Conifer		Age: Semi-mature
DBH: 14 Estimate	Height: 3m	Width: 3m	TPZ: 2m
Crown class: Symmetrical	Health: Poor	Structure: Fair	ULE: 1-5
COM ID: 1458151	Comments: Stressed. Compacted soil, small needle size 15% die back.		
<b>Tree - P164</b>		<b><i>Celtis australis</i> , European Nettle Tree</b>	
Origin: Exotic	Type: Deciduous Broadleaf		Age: Juvenile
DBH: 5 Estimate	Height: 3m	Width: 1m	TPZ: 2m
Crown class: Symmetrical	Health: Dormant	Structure: Fair-Good	ULE: 60+
COM ID: 1508351	Comments:		
<b>Tree - P165</b>		<b><i>Celtis australis</i> , European Nettle Tree</b>	
Origin: Exotic	Type: Deciduous Broadleaf		Age: Juvenile
DBH: 5 Estimate	Height: 3m	Width: 1m	TPZ: 2m
Crown class: Symmetrical	Health: Dormant	Structure: Fair-Good	ULE: 60+
COM ID: 1508356	Comments:		
<b>Tree - P166</b>		<b><i>Celtis australis</i> , European Nettle Tree</b>	
Origin: Exotic	Type: Deciduous Broadleaf		Age: Juvenile
DBH: 5 Estimate	Height: 3m	Width: 1m	TPZ: 2m
Crown class: Symmetrical	Health: Dormant	Structure: Fair-Good	ULE: 60+
COM ID: 1508357	Comments:		
<b>Tree - P167</b>		<b><i>Celtis australis</i> , European Nettle Tree</b>	
Origin: Exotic	Type: Deciduous Broadleaf		Age: Juvenile
DBH: 5 Estimate	Height: 3m	Width: 1m	TPZ: 2m
Crown class: Symmetrical	Health: Dormant	Structure: Fair-Good	ULE: 60+
COM ID: 1508358	Comments:		
<b>Tree - P168</b>		<b><i>Celtis australis</i> , European Nettle Tree</b>	
Origin: Exotic	Type: Deciduous Broadleaf		Age: Juvenile
DBH: 5 Estimate	Height: 3m	Width: 1m	TPZ: 2m
Crown class: Symmetrical	Health: Dormant	Structure: Fair-Good	ULE: 60+
COM ID: 1508359	Comments:		
<b>Tree - P169</b>		<b><i>Celtis australis</i> , European Nettle Tree</b>	
Origin: Exotic	Type: Deciduous Broadleaf		Age: Juvenile
DBH: 5 Estimate	Height: 3m	Width: 1m	TPZ: 2m
Crown class: Symmetrical	Health: Dormant	Structure: Fair-Good	ULE: 60+
COM ID: 1508360	Comments:		

<b>Tree - P170</b>		<b><i>Celtis australis</i> , European Nettle Tree</b>	
Origin: Exotic	Type: Deciduous Broadleaf		Age: Juvenile
DBH: 5 Estimate	Height: 3m	Width: 1m	TPZ: 2m
Crown class: Symmetrical	Health: Dormant	Structure: Fair-Good	ULE: 60+
COM ID: 1512187	Comments:		

<b>Tree - P171</b>		<b><i>Celtis australis</i> , European Nettle Tree</b>	
Origin: Exotic	Type: Deciduous Broadleaf		Age: Juvenile
DBH: 5 Estimate	Height: 3m	Width: 1m	TPZ: 2m
Crown class: Symmetrical	Health: Dormant	Structure: Fair-Good	ULE: 60+
COM ID: 1508361	Comments:		

<b>Tree - P172</b>		<b><i>Malus sp.</i> , Crabapple</b>	
Origin: Exotic	Type: Deciduous Broadleaf		Age: Semi-mature
DBH: 12	Height: 3m	Width: 3m	TPZ: 2m
Crown class: Symmetrical	Health: Dormant	Structure: Good	ULE: 11-20
COM ID: 1458097	Comments:		



<b>Tree - PP01</b>		<b><i>Ulmus glabra</i> 'Lutescens', Golden Wych Elm</b>	
Origin: Exotic	Type: Deciduous Broadleaf	Age: Semi-mature	
DBH: 7	Height: 5m	Width: 2m	TPZ: 2.0m
Crown class: Symmetrical	Health: Fair	Structure: Fair	ULE: 60+
UNIMELB ID: 454	Comments: slight growth lean to NE		
<b>Tree - PP02</b>		<b><i>Ulmus glabra</i> 'Lutescens', Golden Wych Elm</b>	
Origin: Exotic	Type: Deciduous Broadleaf	Age: Semi-mature	
DBH: 7	Height: 4m	Width: 5m	TPZ: 2.0m
Crown class: Symmetrical	Health: Fair	Structure: Fair	ULE: 60+
UNIMELB ID: 348	Comments:		
<b>Tree - PP03</b>		<b><i>Lophostemon confertus</i> , Brush Box</b>	
Origin: Australian Native	Type: Evergreen Broadleaf	Age: Semi-mature	
DBH: 37	Height: 10m	Width: 8m	TPZ: 4.4m
Crown class: Symmetrical	Health: Fair	Structure: Fair	ULE: 21-30
UNIMELB ID: 452	Comments: co-dominant at 2m, small to medium deadwood, relatively sparse canopy		
<b>Tree - PP04</b>		<b><i>Ulmus glabra</i> 'Lutescens' , Golden Elm</b>	
Origin: Exotic	Type: Deciduous Broadleaf	Age: Semi-mature	
DBH: 25	Height: 12m	Width: 9m	TPZ: 3m
Crown class: Suppressed	Health: Fair	Structure: Fair	ULE: 11-20
UNIMELB ID: 348	Comments: crown will be confined by surrounding vegetation		
<b>Tree - PP05</b>		<b><i>Eucalyptus blakelyi</i> , Blakely's Red Gum</b>	
Origin: Victoria	Type: Evergreen Broadleaf	Age: Semi-mature	
DBH: 50	Height: 15m	Width: 12m	TPZ: 6m
Crown class: Symmetrical	Health: Fair-Poor	Structure: Fair	ULE: 31-60
UNIMELB ID: 347	Comments: small to medium deadwood		
<b>Tree - PP06</b>		<b><i>Lophostemon confertus</i> , Brush Box</b>	
Origin: Australian Native	Type: Evergreen Broadleaf	Age: Semi-mature	
DBH: 32 Measured low	Height: 9m	Width: 9m	TPZ: 3.8m
Crown class: Suppressed	Health: Fair-Poor	Structure: Fair	ULE: 11-20
UNIMELB ID: 346	Comments: co-dominant at 1.2m, canopy suppressed by surrounding deadwood, small deadwood		
<b>Tree - PP07</b>		<b><i>Lophostemon confertus</i> , Brush Box</b>	
Origin: Australian Native	Type: Evergreen Broadleaf	Age: Semi-mature	
DBH: 62 Measured low	Height: 15m	Width: 10m	TPZ: 7.4m
Crown class: Symmetrical	Health: Fair	Structure: Fair	ULE: 31-60
UNIMELB ID: 345	Comments: co-dominant at 1.6m with narrow union, small to medium deadwood		
<b>Tree - PP08</b>		<b><i>Populus nigra var.italica</i> , Lombardy Poplar</b>	
Origin: Exotic	Type: Deciduous Broadleaf	Age: Semi-mature	
DBH: 70 Estimate	Height: 32m	Width: 8m	TPZ: 8.4m
Crown class: Symmetrical	Health: Fair	Structure: Fair	ULE: 21-30
UNIMELB ID: 344	Comments: Reassess in Spring for health, medium deadwood		

<b>Tree - PP09</b>	<b><i>Populus xcanadensis</i> , Grey Poplar</b>		
Origin: Exotic	Type: Deciduous Broadleaf	Age: Semi-mature	
DBH: 53	Height: 24m	Width: 10m	TPZ: 6.4m
Crown class: Symmetrical	Health: Dormant	Structure: Fair-Poor	ULE: 21-30
UNIMELB ID: 342	Comments: Reassess species in Spring, uplifted canopy, epicormic shoots up trunk, Apical dominant lost at 8m, canopy slightly suppressed to east		

<b>Tree - PP10</b>	<b><i>Fagus sylvatica</i> , European Beech</b>		
Origin: Exotic	Type: Deciduous Broadleaf	Age: Semi-mature	
DBH: 28	Height: 12m	Width: 8m	TPZ: 3.4m
Crown class: Symmetrical	Health: Dormant	Structure: Fair-Good	ULE: 21-30
UNIMELB ID: 343	Comments: developing tree, scar on main trunk with small deadwood, with possible decay		

<b>Tree - PP11</b>	<b><i>Ulmus procera</i> , English Elm</b>		
Origin: Exotic	Type: Deciduous Broadleaf	Age: Semi-mature	
DBH: 66	Height: 14m	Width: 14m	TPZ: 7.9m
Crown class: Symmetrical	Health: Dormant	Structure: Fair	ULE: 60+
UNIMELB ID: 341	Comments: co-dominant at 2m		

<b>Tree - PP12</b>	<b><i>Ulmus procera</i> , English Elm</b>		
Origin: Exotic	Type: Deciduous Broadleaf	Age: Semi-mature	
DBH: 63	Height: 18m	Width: 15m	TPZ: 7.6m
Crown class: Symmetrical	Health: Dormant	Structure: Fair	ULE: 60+
UNIMELB ID: 340	Comments: cavity/decay forming in pruning wound northwest at 2m		

<b>Tree - PP13</b>	<b><i>Ulmus procera</i> , English Elm</b>		
Origin: Exotic	Type: Deciduous Broadleaf	Age: Semi-mature	
DBH: 64	Height: 16m	Width: 15m	TPZ: 7.7m
Crown class: Symmetrical	Health: Fair	Structure: Fair-Poor	ULE: 31-60
UNIMELB ID: 339	Comments: Cavity forming in pruning wound at 1.6m, multi attached at 3m on eastern scaffold		

<b>Tree - PP14</b>	<b><i>Ulmus procera</i> , English Elm</b>		
Origin: Exotic	Type: Deciduous Broadleaf	Age: Semi-mature	
DBH: 60	Height: 20m	Width: 15m	TPZ: 7.2m
Crown class: Symmetrical	Health: Dormant	Structure: Fair-Poor	ULE: 60+
UNIMELB ID: 338	Comments: large dead branch to north, multiple attachment at 2.5m		

<b>Tree - PP15</b>	<b><i>Pinus canariensis</i> , Canary Island Pine</b>		
Origin: Exotic	Type: Evergreen Conifer	Age: Semi-mature	
DBH: 67	Height: 24m	Width: 15m	TPZ: 8m
Crown class: Symmetrical	Health: Fair	Structure: Fair	ULE: 60+
UNIMELB ID: 336	Comments: uplifted canopy, canopy suppressed to north by building		

<b>Tree - PP16</b>	<b><i>Ulmus procera</i> , English Elm</b>		
Origin: Exotic	Type: Deciduous Broadleaf	Age: Semi-mature	
DBH: 60	Height: 18m	Width: 14m	TPZ: 7.2m
Crown class: Suppressed	Health: Fair	Structure: Fair	ULE: 31-60
UNIMELB ID: 337	Comments: canopy suppressed to north by Pine, possible decay in wound at 3m, evidence of slime flux		

<b>Tree - PP17</b>		<b><i>Agathis robusta</i> , Queensland Kauri</b>	
Origin: Australian Native	Type: Evergreen Conifer		Age: Semi-mature
DBH: 7	Height: 11m	Width: 3m	TPZ: 2.0m
Crown class: Symmetrical	Health: Fair	Structure: Fair	ULE: 60+
UNIMELB ID: 334	Comments: developing tree		
<b>Tree - PP18</b>		<b><i>Crataegus phaenopyrum</i> , Washington Thorn</b>	
Origin: Exotic	Type: Deciduous Broadleaf		Age: Semi-mature
DBH: 22	Height: 8m	Width: 9m	TPZ: 2.6m
Crown class: Symmetrical	Health: Dormant	Structure: Fair	ULE: 11-20
UNIMELB ID: 333	Comments: split forming along large lower branch		
<b>Tree - PP19</b>		<b><i>Morus alba</i> , White Mulberry</b>	
Origin: Exotic	Type: Deciduous Broadleaf		Age: Semi-mature
DBH: 10	Height: 4m	Width: 5m	TPZ: 2.0m
Crown class: Symmetrical	Health: Dormant	Structure: Fair	ULE: 11-20
UNIMELB ID: 332	Comments: canopy suppressed to west by neighbouring tree		
<b>Tree - PP20</b>		<b><i>Morus alba</i> , White Mulberry</b>	
Origin: Exotic	Type: Deciduous Broadleaf		Age: Semi-mature
DBH: 10	Height: 3m	Width: 4m	TPZ: 2.0m
Crown class: Symmetrical	Health: Dormant	Structure: Fair	ULE: 21-30
UNIMELB ID: 330	Comments:		
<b>Tree - PP21</b>		<b><i>Crataegus phaenopyrum</i> , Washington Thorn</b>	
Origin: Exotic	Type: Deciduous Broadleaf		Age: Semi-mature
DBH: 17	Height: 6m	Width: 8m	TPZ: 2m
Crown class: Symmetrical	Health: Dormant	Structure: Fair	ULE: 11-20
UNIMELB ID: 329	Comments: growth lean to street, cavity forming on lower trunk to south, crossing branches		
<b>Tree - PP22</b>		<b><i>Acer palmatum</i> , Japanese Maple</b>	
Origin: Exotic	Type: Deciduous Broadleaf		Age: Semi-mature
DBH: 1	Height: 1m	Width: 1m	TPZ: 2.0m
Crown class: Symmetrical	Health: Dormant	Structure: Fair-Poor	ULE: 11-20
UNIMELB ID: 327	Comments: group of five trees: the trees closer to the building are suppressed and overgrown by bamboo		
<b>Tree - PP23</b>		<b><i>Sequoia sempervirens</i> , Coast Redwood</b>	
Origin: Exotic	Type: Evergreen Conifer		Age: Semi-mature
DBH: 51	Height: 21m	Width: 9m	TPZ: 6.1m
Crown class: Symmetrical	Health: Fair	Structure: Fair-Good	ULE: 60+
UNIMELB ID: 326	Comments: eastern side of canopy supressed by neighbouring tree		
<b>Tree - PP24</b>		<b><i>Sequoia sempervirens</i> , Coast Redwood</b>	
Origin: Exotic	Type: Evergreen Conifer		Age: Semi-mature
DBH: 75	Height: 20m	Width: 8m	TPZ: 9m
Crown class: Symmetrical	Health: Fair	Structure: Fair-Good	ULE: 60+
UNIMELB ID: 325	Comments:		

<b>Tree - PP25</b>		<b><i>Sequoia sempervirens</i> , Coast Redwood</b>	
Origin: Exotic	Type: Evergreen Conifer		Age: Semi-mature
DBH: 52	Height: 26m	Width: 8m	TPZ: 6.2m
Crown class: Symmetrical	Health: Fair	Structure: Fair-Good	ULE: 60+
UNIMELB ID: 324	Comments: canopy suppressed by neighbouring trees		
<b>Tree - PP26</b>		<b><i>Cedrus atlantica</i> Glauca Group, Blue Atlas Cedar</b>	
Origin: Exotic	Type: Evergreen Conifer		Age: Semi-mature
DBH: 59	Height: 21m	Width: 11m	TPZ: 7.1m
Crown class: Symmetrical	Health: Fair	Structure: Poor	ULE: 11-20
UNIMELB ID: 323	Comments: co-dominant from 2m with upright scaffolds		
<b>Tree - PP27</b>		<b><i>Sequoia sempervirens</i> , Coast Redwood</b>	
Origin: Exotic	Type: Evergreen Conifer		Age: Semi-mature
DBH: 55	Height: 21m	Width: 6m	TPZ: 6.6m
Crown class: Symmetrical	Health: Fair	Structure: Fair-Good	ULE: 60+
UNIMELB ID: 321	Comments:		
<b>Tree - PP28</b>		<b><i>Sequoia sempervirens</i> , Coast Redwood</b>	
Origin: Exotic	Type: Evergreen Conifer		Age: Semi-mature
DBH: 15 Estimate	Height: 9m	Width: 4m	TPZ: 2.0m
Crown class: Symmetrical	Health: Fair	Structure: Fair-Good	ULE: 60+
UNIMELB ID: 318	Comments: developing tree		
<b>Tree - PP29</b>		<b><i>Pinus sp.</i> , Pine</b>	
Origin: Exotic	Type: Evergreen Conifer		Age: Semi-mature
DBH: 18	Height: 9m	Width: 5m	TPZ: 2.2m
Crown class: Symmetrical	Health: Fair	Structure: Fair-Good	ULE: 60+
UNIMELB ID: 317	Comments: developing tree		
<b>Tree - PP30</b>		<b><i>Cupressus glabra</i> , Smooth Arizona Cypress</b>	
Origin: Exotic	Type: Evergreen Conifer		Age: Semi-mature
DBH: 10	Height: 8m	Width: 2m	TPZ: 2.0m
Crown class: Symmetrical	Health: Fair	Structure: Fair-Good	ULE: 60+
UNIMELB ID: 316	Comments: developing tree		
<b>Tree - PP31</b>		<b><i>Sequoia sempervirens</i> , Coast Redwood</b>	
Origin: Exotic	Type: Evergreen Conifer		Age: Semi-mature
DBH: 30 Estimate	Height: 14m	Width: 7m	TPZ: 3.6m
Crown class: Symmetrical	Health: Fair	Structure: Fair-Good	ULE: 60+
UNIMELB ID: 305	Comments: developing tree		
<b>Tree - PP32</b>		<b><i>Sequoia sempervirens</i> , Coast Redwood</b>	
Origin: Exotic	Type: Evergreen Conifer		Age: Semi-mature
DBH: 25	Height: 11m	Width: 4m	TPZ: 3m
Crown class: Symmetrical	Health: Fair	Structure: Fair-Good	ULE: 60+
UNIMELB ID: 307	Comments: developing tree		




<b>Tree - PP33</b>		<b><i>Sequoia sempervirens</i> , Coast Redwood</b>	
Origin: Exotic	Type: Evergreen Conifer	Age: Semi-mature	
DBH: 35	Height: 15m	Width: 6m	TPZ: 4.2m
Crown class: Symmetrical	Health: Fair	Structure: Fair-Good	ULE: 60+
UNIMELB ID: 308	Comments: developing tree		
<b>Tree - PP34</b>		<b><i>Pinus canariensis</i> , Canary Island Pine</b>	
Origin: Exotic	Type: Evergreen Conifer	Age: Semi-mature	
DBH: 64	Height: 20m	Width: 12m	TPZ: 7.7m
Crown class: Symmetrical	Health: Fair	Structure: Fair	ULE: 31-60
UNIMELB ID: 303	Comments:		
<b>Tree - PP35</b>		<b><i>Pinus canariensis</i> , Canary Island Pine</b>	
Origin: Exotic	Type: Evergreen Conifer	Age: Mature	
DBH: 61	Height: 20m	Width: 14m	TPZ: 7.3m
Crown class: Intermediate	Health: Fair-Poor	Structure: Fair	ULE: 21-30
UNIMELB ID: 301	Comments:		
<b>Tree - PP36</b>		<b><i>Eucalyptus botryoides</i> , Southern Mahogany</b>	
Origin: Victoria	Type: Evergreen Broadleaf	Age: Mature	
DBH: 77	Height: 24m	Width: 16m	TPZ: 9.2m
Crown class: Symmetrical	Health: Fair-Poor	Structure: Poor	ULE: 6-10
UNIMELB ID: 311	Comments: decay in pruning wound		
<b>Tree - PP37</b>		<b><i>Eucalyptus botryoides</i> , Southern Mahogany</b>	
Origin: Victoria	Type: Evergreen Broadleaf	Age: Mature	
DBH: 101	Height: 22m	Width: 16m	TPZ: 12.1m
Crown class: Symmetrical	Health: Fair	Structure: Fair	ULE: 11-20
UNIMELB ID: 312	Comments: large deadwood		
<b>Tree - PP38</b>		<b><i>Pinus sp.</i> , Pine</b>	
Origin: Exotic	Type: Evergreen Conifer	Age: Semi-mature	
DBH: 17	Height: 11m	Width: 7m	TPZ: 2m
Crown class: Symmetrical	Health: Fair-Poor	Structure: Fair	ULE: 1-5
UNIMELB ID: 298	Comments: live canopy reduced to top of tree		
<b>Tree - PP39</b>		<b><i>Pinus canariensis</i> , Canary Island Pine</b>	
Origin: Exotic	Type: Evergreen Conifer	Age: Semi-mature	
DBH: 45	Height: 20m	Width: 6m	TPZ: 5.4m
Crown class: Symmetrical	Health: Fair	Structure: Fair-Good	ULE: 21-30
UNIMELB ID: 293	Comments: small deadwood in lower canopy		
<b>Tree - PP40</b>		<b><i>Cupressus sempervirens</i> , Italian Cypress</b>	
Origin: Exotic	Type: Evergreen Conifer	Age: Semi-mature	
DBH: 46	Height: 17m	Width: 4m	TPZ: 5.5m
Crown class: Symmetrical	Health: Fair	Structure: Fair	ULE: 60+
UNIMELB ID: 292	Comments:		

<b>Tree - PP41</b>		<b><i>Melaleuca styphelioides</i> , Prickly-leaved Paperbark</b>	
Origin: Australian Native	Type: Evergreen Broadleaf	Age: Semi-mature	
DBH: 29,23 Multi-stemmed	Height: 12m	Width: 9m	TPZ: 4.4m
Crown class: Intermediate	Health: Fair	Structure: Fair-Poor	ULE: 11-20
UNIMELB ID: 294	Comments: co-dominant from base, relatively sparse canopy		
<b>Tree - PP42</b>		<b><i>Syzygium smithii</i> , Lilly Pilly</b>	
Origin: Victoria	Type: Evergreen Broadleaf	Age: Semi-mature	
DBH: 15 Multi-stemmed	Height: 3m	Width: 1m	TPZ: 2.0m
Crown class: Symmetrical	Health: Fair	Structure: Poor	ULE: 21-30
UNIMELB ID:	Comments: hedge, many multi-stemmed from base		
<b>Tree - PP43</b>		<b><i>Ulmus procera</i> , English Elm</b>	
Origin: Exotic	Type: Deciduous Broadleaf	Age: Mature	
DBH: 110 Estimate	Height: 17m	Width: 20m	TPZ: 13.2m
Crown class: Symmetrical	Health: Dormant	Structure: Fair	ULE: 31-60
UNIMELB ID: 290	Comments: co-dominant at 1.8m with 3 scaffolds, decay forming in pruning wound		
<b>Tree - PP44</b>		<b><i>Cercis</i> sp. , Redbud</b>	
Origin: Exotic	Type: Deciduous Broadleaf	Age: Semi-mature	
DBH: 8	Height: 5m	Width: 4m	TPZ: 2.0m
Crown class: Symmetrical	Health: Fair	Structure: Fair	ULE: 11-20
UNIMELB ID: 289	Comments:		
<b>Tree - PP45</b>		<b><i>Platanus orientalis</i> , Oriental Plane</b>	
Origin: Exotic	Type: Deciduous Broadleaf	Age: Semi-mature	
DBH: 50	Height: 17m	Width: 13m	TPZ: 6m
Crown class: Symmetrical	Health: Dormant	Structure: Fair	ULE: 60+
UNIMELB ID: 288	Comments:		
<b>Tree - PP46</b>		<b><i>Platanus orientalis</i> , Oriental Plane</b>	
Origin: Exotic	Type: Deciduous Broadleaf	Age: Semi-mature	
DBH: 59	Height: 16m	Width: 14m	TPZ: 7.1m
Crown class: Symmetrical	Health: Dormant	Structure: Fair	ULE: 31-60
UNIMELB ID: 163	Comments: buds forming on lower trunk, circling root		
<b>Tree - PP47</b>		<b><i>Melaleuca linariifolia</i> , Snow-in-summer</b>	
Origin: Australian Native	Type: Evergreen Broadleaf	Age: Semi-mature	
DBH: 15	Height: 5m	Width: 2m	TPZ: 2.0m
Crown class: Suppressed	Health: Fair-Poor	Structure: Fair-Poor	ULE: 1-5
UNIMELB ID: 161	Comments: one of a group of suppressed trees, canopy restricted to the top		
<b>Tree - PP48</b>		<b><i>Melaleuca linariifolia</i> , Snow-in-summer</b>	
Origin: Australian Native	Type: Evergreen Broadleaf	Age: Semi-mature	
DBH: 26	Height: 7m	Width: 3m	TPZ: 3.1m
Crown class: Symmetrical	Health: Fair-Poor	Structure: Fair-Poor	ULE: 1-5
UNIMELB ID: 160	Comments: one of a group of suppressed trees, canopy restricted to the top		

<b>Tree - PP49</b>		<b><i>Melaleuca linariifolia</i> , Snow-in-summer</b>	
Origin: Australian Native	Type: Evergreen Broadleaf	Age: Semi-mature	
DBH: 15	Height: 6m	Width: 2m	TPZ: 2.0m
Crown class: Symmetrical	Health: Fair-Poor	Structure: Fair-Poor	ULE: 1-5
UNIMELB ID: 159	Comments: one of a group of suppressed trees, canopy restricted to the top		
<b>Tree - PP50</b>		<b><i>Melaleuca linariifolia</i> , Snow-in-summer</b>	
Origin: Australian Native	Type: Evergreen Broadleaf	Age: Semi-mature	
DBH: 22	Height: 7m	Width: 5m	TPZ: 2.6m
Crown class: Symmetrical	Health: Fair-Poor	Structure: Fair-Poor	ULE: 1-5
UNIMELB ID: 158	Comments: one of a group of suppressed trees, canopy restricted to the top		
<b>Tree - PP51</b>		<b><i>Melaleuca linariifolia</i> , Snow-in-summer</b>	
Origin: Australian Native	Type: Evergreen Broadleaf	Age: Semi-mature	
DBH: 13	Height: 6m	Width: 2m	TPZ: 2.0m
Crown class: Symmetrical	Health: Fair-Poor	Structure: Fair-Poor	ULE: 1-5
UNIMELB ID: 157	Comments: one of a group of suppressed trees, canopy restricted to the top		
<b>Tree - PP52</b>		<b><i>Melaleuca linariifolia</i> , Snow-in-summer</b>	
Origin: Australian Native	Type: Evergreen Broadleaf	Age: Semi-mature	
DBH: 7	Height: 4m	Width: 2m	TPZ: 2.0m
Crown class: Suppressed	Health: Fair-Poor	Structure: Poor	ULE: 1-5
UNIMELB ID: 156	Comments: one of a group of suppressed trees, canopy restricted to the top		
<b>Tree - PP53</b>		<b><i>Melaleuca linariifolia</i> , Snow-in-summer</b>	
Origin: Australian Native	Type: Evergreen Broadleaf	Age: Semi-mature	
DBH: 23	Height: 6m	Width: 3m	TPZ: 2.8m
Crown class: Symmetrical	Health: Fair-Poor	Structure: Fair-Poor	ULE: 1-5
UNIMELB ID: 155	Comments: one of a group of suppressed trees, canopy restricted to the top		
<b>Tree - PP54</b>		<b><i>Melaleuca linariifolia</i> , Snow-in-summer</b>	
Origin: Australian Native	Type: Evergreen Broadleaf	Age: Semi-mature	
DBH: 21	Height: 6m	Width: 3m	TPZ: 2.5m
Crown class: Symmetrical	Health: Fair-Poor	Structure: Fair-Poor	ULE: 1-5
UNIMELB ID: 154	Comments: one of a group of suppressed trees, canopy restricted to the top		
<b>Tree - PP55</b>		<b><i>Ulmus procera</i> , English Elm</b>	
Origin: Exotic	Type: Deciduous Broadleaf	Age: Semi-mature	
DBH: 54	Height: 18m	Width: 11m	TPZ: 6.5m
Crown class: Symmetrical	Health: Dormant	Structure: Fair	ULE: 31-60
UNIMELB ID: 153	Comments:		
<b>Tree - PP56</b>		<b><i>Ulmus procera</i> , English Elm</b>	
Origin: Exotic	Type: Deciduous Broadleaf	Age: Semi-mature	
DBH: 69	Height: 17m	Width: 15m	TPZ: 8.3m
Crown class: Symmetrical	Health: Dormant	Structure: Fair	ULE: 31-60
UNIMELB ID: 152	Comments: Suppressed to the north by a building		

<b>Tree - PP57</b>		<b><i>Ulmus glabra</i> ‘Lutescens’ , Golden Elm</b>	
Origin: Exotic	Type: Deciduous Broadleaf	Age: Semi-mature	
DBH: 46,31,32 Multi-stemmed	Height: 16m	Width: 16m	TPZ: 7.7m
Crown class: Symmetrical	Health: Dormant	Structure: Fair-Poor	ULE: 31-60
UNIMELB ID: 151	Comments: Suppressed to the north by a building, co-dominant at 1m		
<b>Tree - PP58</b>		<b><i>Ulmus procera</i> , English Elm</b>	
Origin: Exotic	Type: Deciduous Broadleaf	Age: Semi-mature	
DBH: 83	Height: 23m	Width: 18m	TPZ: 10m
Crown class: Intermediate	Health: Dormant	Structure: Fair	ULE: 31-60
UNIMELB ID: 149	Comments: Suppressed to the north by a building		
<b>Tree - PP59</b>		<b><i>Ulmus procera</i> , English Elm</b>	
Origin: Exotic	Type: Deciduous Broadleaf	Age: Semi-mature	
DBH: 66	Height: 21m	Width: 11m	TPZ: 7.9m
Crown class: Symmetrical	Health: Dormant	Structure: Fair	ULE: 31-60
UNIMELB ID: 147	Comments:		
<b>Tree - PP60</b>		<b><i>Ulmus procera</i> , English Elm</b>	
Origin: Exotic	Type: Deciduous Broadleaf	Age: Semi-mature	
DBH: 59	Height: 18m	Width: 10m	TPZ: 7.1m
Crown class: Symmetrical	Health: Dormant	Structure: Fair-Poor	ULE: 21-30
UNIMELB ID: 146	Comments:		
<b>Tree - PP61</b>		<b><i>Syzygium floribundum</i> , Weeping Lilly Pilly</b>	
Origin: Australian Native	Type: Evergreen Broadleaf	Age: Semi-mature	
DBH: <15 Estimate	Height: 10m	Width: 4m	TPZ: 2.0m
Crown class: Symmetrical	Health: Fair-Good	Structure: Fair	ULE: 31-60
UNIMELB ID: 37-66	Comments: Screening row of 25, some codominant		
<b>Tree - PP62</b>		<b><i>Magnolia grandiflora</i> , Bull Bay Magnolia</b>	
Origin: Exotic	Type: Evergreen Broadleaf	Age: Semi-mature	
DBH: <15 Estimate	Height: 7m	Width: 5m	TPZ: 2.0m
Crown class: Symmetrical	Health: Fair-Good	Structure: Fair	ULE: 31-60
UNIMELB ID: 36	Comments: Developing tree		





JOHN PATRICK PTY LTD  
 324 Victoria Street,  
 Richmond, VIC 3121  
 T +61 3 9429 4855  
 F +61 3 9429 8211  
 admin@johnpatrick.com.au  
 www.johnpatrick.com.au

CLIENT  
**MELBOURNE METRO**

PROJECT  
**MELBOURNE METRO  
RAIL PROJECT**

DRAWING  
**CITY NORTH**



SCALE 1:1000 @A4  
 DATE NOV 2015  
 DRAWN MF  
 CHECKED SH  
 JOB NO 15-280  
 DWG NO TS12  
 CAD FILE 15-280 L-TS01

**COPYRIGHT**  
 This drawing must not be  
 copied in whole or in part  
 without the written consent  
 of JOHN PATRICK Pty Ltd.

**PLEASE NOTE**  
 The contractor must verify all  
 dimensions on site before  
 commencing any work or  
 preparing any shop drawings.  
 Do not scale off drawings.





JOHN PATRICK PTY LTD  
 324 Victoria Street,  
 Richmond, VIC 3121  
 T +61 3 9429 4855  
 F +61 3 9429 8211  
 admin@johnpatrick.com.au  
 www.johnpatrick.com.au

CLIENT  
**MELBOURNE METRO**

PROJECT  
**MELBOURNE METRO  
RAIL PROJECT**

DRAWING  
**CITY NORTH**



SCALE 1:1000 @A4  
 DATE NOV 2015  
 DRAWN MF  
 CHECKED SH  
 JOB NO 15-280  
 DWG NO TS13  
 CAD FILE 15-280 L-TS01

**COPYRIGHT**  
 This drawing must not be  
 copied in whole or in part  
 without the written consent  
 of JOHN PATRICK Pty Ltd.

**PLEASE NOTE**  
 The contractor must verify all  
 dimensions on site before  
 commencing any work or  
 preparing any shop drawings.  
 Do not scale off drawings.

<b>Tree - CN001</b>		<b><i>Stenocarpus sinuatus</i> , Firewheel Tree</b>	
Origin: Australian Native	Type: Evergreen Broadleaf	Age: Semi-mature	
DBH: 6	Height: 4m	Width: 1m	TPZ: 2.0m
Crown class: Symmetrical	Health: Fair	Structure: Fair	ULE: 11-20
COM ID: 1289197	Comments: group of 14 developing trees of similar appearance (001-014). 3 trees assessed seperately - refer witten notes		
<b>Tree - CN002</b>		<b><i>Stenocarpus sinuatus</i> , Firewheel Tree</b>	
Origin: Australian Native	Type: Evergreen Broadleaf	Age: Semi-mature	
DBH: 6	Height: 4m	Width: 1m	TPZ: 2.0m
Crown class: Symmetrical	Health: Fair	Structure: Fair	ULE: 11-20
COM ID: 1289190	Comments:		
<b>Tree - CN003</b>		<b><i>Stenocarpus sinuatus</i> , Firewheel Tree</b>	
Origin: Australian Native	Type: Evergreen Broadleaf	Age: Semi-mature	
DBH: 6	Height: 4m	Width: 1m	TPZ: 2.0m
Crown class: Symmetrical	Health: Fair	Structure: Fair	ULE: 11-20
COM ID: 1289198	Comments: Leaf scorch		
<b>Tree - CN004</b>		<b><i>Stenocarpus sinuatus</i> , Firewheel Tree</b>	
Origin: Australian Native	Type: Evergreen Broadleaf	Age: Semi-mature	
DBH: 7	Height: 4m	Width: 1m	TPZ: 2.0m
Crown class: Symmetrical	Health: Fair	Structure: Fair	ULE: 11-20
COM ID: 1289193	Comments:		
<b>Tree - CN005</b>		<b><i>Stenocarpus sinuatus</i> , Firewheel Tree</b>	
Origin: Australian Native	Type: Evergreen Broadleaf	Age: Semi-mature	
DBH: 7	Height: 4m	Width: 1m	TPZ: 2.0m
Crown class: Symmetrical	Health: Fair	Structure: Fair	ULE: 11-20
COM ID: 1289188	Comments:		
<b>Tree - CN006</b>		<b><i>Stenocarpus sinuatus</i> , Firewheel Tree</b>	
Origin: Australian Native	Type: Evergreen Broadleaf	Age: Semi-mature	
DBH: 6	Height: 3m	Width: 1m	TPZ: 2.0m
Crown class: Symmetrical	Health: Fair	Structure: Fair	ULE: 11-20
COM ID: 1289199	Comments: Appears to be in decline.		
<b>Tree - CN007</b>		<b><i>Stenocarpus sinuatus</i> , Firewheel Tree</b>	
Origin: Australian Native	Type: Evergreen Broadleaf	Age: Semi-mature	
DBH: 7	Height: 4m	Width: 1m	TPZ: 2.0m
Crown class: Symmetrical	Health: Fair	Structure: Fair	ULE: 11-20
COM ID: 1289194	Comments:		
<b>Tree - CN008</b>		<b><i>Stenocarpus sinuatus</i> , Firewheel Tree</b>	
Origin: Australian Native	Type: Evergreen Broadleaf	Age: Semi-mature	
DBH: 6	Height: 4m	Width: 1m	TPZ: 2.0m
Crown class: Symmetrical	Health: Fair	Structure: Fair	ULE: 11-20
COM ID: 1289153	Comments:		

<b>Tree - CN009</b>		<b><i>Stenocarpus sinuatus</i> , Firewheel Tree</b>	
Origin: Australian Native	Type: Evergreen Broadleaf	Age: Semi-mature	
DBH: 6	Height: 4m	Width: 1m	TPZ: 2.0m
Crown class: Symmetrical	Health: Fair	Structure: Fair	ULE: 11-20
COM ID: 1289200	Comments:		
<b>Tree - CN010</b>		<b><i>Stenocarpus sinuatus</i> , Firewheel Tree</b>	
Origin: Australian Native	Type: Evergreen Broadleaf	Age: Semi-mature	
DBH: 6	Height: 4m	Width: 1m	TPZ: 2.0m
Crown class: Symmetrical	Health: Fair	Structure: Fair	ULE: 11-20
COM ID: 1289154	Comments:		
<b>Tree - CN011</b>		<b><i>Stenocarpus sinuatus</i> , Firewheel Tree</b>	
Origin: Australian Native	Type: Evergreen Broadleaf	Age: Semi-mature	
DBH: 6	Height: 4m	Width: 1m	TPZ: 2.0m
Crown class: Symmetrical	Health: Fair	Structure: Fair	ULE: 11-20
COM ID: 1289195	Comments:		
<b>Tree - CN012</b>		<b><i>Stenocarpus sinuatus</i> , Firewheel Tree</b>	
Origin: Australian Native	Type: Evergreen Broadleaf	Age: Semi-mature	
DBH: 6	Height: 4m	Width: 1m	TPZ: 2.0m
Crown class: Asymmetrical	Health: Fair	Structure: Fair-Poor	ULE: 11-20
COM ID: 1289196	Comments: Main stem on severe growth lean to south.		
<b>Tree - CN013</b>		<b><i>Stenocarpus sinuatus</i> , Firewheel Tree</b>	
Origin: Australian Native	Type: Evergreen Broadleaf	Age: Semi-mature	
DBH: 6	Height: 4m	Width: 1m	TPZ: 2.0m
Crown class: Symmetrical	Health: Fair	Structure: Fair	ULE: 11-20
COM ID: 1289165	Comments:		
<b>Tree - CN014</b>		<b><i>Stenocarpus sinuatus</i> , Firewheel Tree</b>	
Origin: Australian Native	Type: Evergreen Broadleaf	Age: Semi-mature	
DBH: 5	Height: 4m	Width: 1m	TPZ: 2.0m
Crown class: Symmetrical	Health: Fair	Structure: Fair	ULE: 11-20
COM ID: 1289155	Comments:		
<b>Tree - CN015</b>		<b><i>Platanus orientalis</i> , Oriental Plane</b>	
Origin: Exotic	Type: Deciduous Broadleaf	Age: Semi-mature	
DBH: 12	Height: 6m	Width: 4m	TPZ: 2.0m
Crown class: Symmetrical	Health: Fair	Structure: Poor	ULE: 11-20
COM ID: 1285975	Comments: Apical dominance lost at 2m with mutiple attachments. Suckering at base.		
<b>Tree - CN016</b>		<b><i>Platanus orientalis</i> , Oriental Plane</b>	
Origin: Exotic	Type: Deciduous Broadleaf	Age: Semi-mature	
DBH: 18	Height: 9m	Width: 6m	TPZ: 2.2m
Crown class: Symmetrical	Health: Fair	Structure: Fair	ULE: 21-30
COM ID: 1285953	Comments: developing tree.		



<b>Tree - CN017</b>		<b><i>Stenocarpus sinuatus</i> , Firewheel Tree</b>	
Origin: Australian Native	Type: Evergreen Broadleaf	Age: Semi-mature	
DBH: 7	Height: 2m	Width: 1m	TPZ: 2.0m
Crown class: Symmetrical	Health: Fair	Structure: Fair-Poor	ULE: 21-30
COM ID: 1518800	Comments: Smaller specimen		
<b>Tree - CN018</b>		<b><i>Stenocarpus sinuatus</i> , Firewheel Tree</b>	
Origin: Australian Native	Type: Evergreen Broadleaf	Age: Semi-mature	
DBH: 5	Height: 4m	Width: 1m	TPZ: 2.0m
Crown class: Symmetrical	Health: Fair	Structure: Fair-Poor	ULE: 21-30
COM ID: 1289186	Comments:		
<b>Tree - CN019</b>		<b><i>Stenocarpus sinuatus</i> , Firewheel Tree</b>	
Origin: Australian Native	Type: Evergreen Broadleaf	Age: Semi-mature	
DBH: 6	Height: 4m	Width: 1m	TPZ: 2.0m
Crown class: Symmetrical	Health: Fair	Structure: Fair-Poor	ULE: 21-30
COM ID: 1289182	Comments:		
<b>Tree - CN020</b>		<b><i>Stenocarpus sinuatus</i> , Firewheel Tree</b>	
Origin: Australian Native	Type: Evergreen Broadleaf	Age: Semi-mature	
DBH: 5	Height: 4m	Width: 1m	TPZ: 2.0m
Crown class: Symmetrical	Health: Fair	Structure: Fair-Poor	ULE: 21-30
COM ID: 1546233	Comments: Leaf scorch		
<b>Tree - CN021</b>		<b><i>Stenocarpus sinuatus</i> , Firewheel Tree</b>	
Origin: Australian Native	Type: Evergreen Broadleaf	Age: Semi-mature	
DBH: 5	Height: 4m	Width: 1m	TPZ: 2.0m
Crown class: Symmetrical	Health: Fair	Structure: Fair-Poor	ULE: 21-30
COM ID: 1518801	Comments:		
<b>Tree - CN022</b>		<b><i>Stenocarpus sinuatus</i> , Firewheel Tree</b>	
Origin: Australian Native	Type: Evergreen Broadleaf	Age: Semi-mature	
DBH: 5	Height: 4m	Width: 1m	TPZ: 2.0m
Crown class: Symmetrical	Health: Fair	Structure: Fair-Poor	ULE: 21-30
COM ID: 1289183	Comments:		
<b>Tree - CN023</b>		<b><i>Stenocarpus sinuatus</i> , Firewheel Tree</b>	
Origin: Australian Native	Type: Evergreen Broadleaf	Age: Semi-mature	
DBH: 4	Height: 3m	Width: 1m	TPZ: 2.0m
Crown class: Symmetrical	Health: Fair	Structure: Fair-Poor	ULE: 21-30
COM ID: 1289202	Comments: Lost leader. Multi-stemmed from 2 metres. Leaf scorch.		
<b>Tree - CN024</b>		<b><i>Stenocarpus sinuatus</i> , Firewheel Tree</b>	
Origin: Australian Native	Type: Evergreen Broadleaf	Age: Semi-mature	
DBH: 5	Height: 4m	Width: 1m	TPZ: 2.0m
Crown class: Symmetrical	Health: Fair	Structure: Fair-Poor	ULE: 21-30
COM ID: 1289191	Comments:		

<b>Tree - CN025</b>		<b><i>Stenocarpus sinuatus</i> , Firewheel Tree</b>	
Origin: Australian Native	Type: Evergreen Broadleaf	Age: Semi-mature	
DBH: 6	Height: 4m	Width: 1m	TPZ: 2.0m
Crown class: Symmetrical	Health: Fair	Structure: Fair-Poor	ULE: 21-30
COM ID: 1289189	Comments: Leaf scorch		
<b>Tree - CN026</b>		<b><i>Stenocarpus sinuatus</i> , Firewheel Tree</b>	
Origin: Australian Native	Type: Evergreen Broadleaf	Age: Semi-mature	
DBH: 5	Height: 4m	Width: 1m	TPZ: 2.0m
Crown class: Symmetrical	Health: Fair	Structure: Fair-Poor	ULE: 21-30
COM ID: 1289185	Comments:		
<b>Tree - CN027</b>		<b><i>Stenocarpus sinuatus</i> , Firewheel Tree</b>	
Origin: Australian Native	Type: Evergreen Broadleaf	Age: Juvenile	
DBH: 5	Height: 4m	Width: 1m	TPZ: 2.0m
Crown class: Symmetrical	Health: Fair	Structure: Fair-Poor	ULE: 21-30
COM ID: 1289177	Comments:		
<b>Tree - CN028</b>		<b><i>Stenocarpus sinuatus</i> , Firewheel Tree</b>	
Origin: Australian Native	Type: Evergreen Broadleaf	Age: Juvenile	
DBH: 5	Height: 0m	Width: 0m	TPZ:
Crown class:	Health:	Structure:	ULE:
COM ID: 1289192	Comments: (check) – possibly removed		
<b>Tree - CN029</b>		<b><i>Stenocarpus sinuatus</i> , Firewheel Tree</b>	
Origin: Australian Native	Type: Evergreen Broadleaf	Age: Semi-mature	
DBH: 11	Height: 6m	Width: 2m	TPZ: 2.0m
Crown class: Symmetrical	Health: Fair	Structure: Fair-Poor	ULE: 11-20
COM ID: 1289179	Comments: Group of 7 trees - only 5 on survey.		
<b>Tree - CN030</b>		<b><i>Stenocarpus sinuatus</i> , Firewheel Tree</b>	
Origin: Australian Native	Type: Evergreen Broadleaf	Age: Semi-mature	
DBH: 5	Height: 6m	Width: 2m	TPZ: 2.0m
Crown class: Symmetrical	Health: Fair	Structure: Fair-Poor	ULE: 11-20
COM ID: 1289178	Comments:		
<b>Tree - CN031</b>		<b><i>Stenocarpus sinuatus</i> , Firewheel Tree</b>	
Origin: Australian Native	Type: Evergreen Broadleaf	Age: Semi-mature	
DBH: 5	Height: 3m	Width: 1m	TPZ: 2.0m
Crown class: Symmetrical	Health: Fair	Structure: Fair-Poor	ULE: 11-20
COM ID: 1518799	Comments: Smaller specimen - possible replacement		
<b>Tree - CN032</b>		<b><i>Stenocarpus sinuatus</i> , Firewheel Tree</b>	
Origin: Australian Native	Type: Evergreen Broadleaf	Age: Semi-mature	
DBH: 6	Height: 6m	Width: 2m	TPZ: 2.0m
Crown class: Symmetrical	Health: Fair	Structure: Fair-Poor	ULE: 11-20
COM ID: 1289180	Comments:		

Tree - CN033		Stenocarpus sinuatus , Firewheel Tree	
Origin: Australian Native	Type: Evergreen Broadleaf		Age: Semi-mature
DBH: 6	Height: 6m	Width: 2m	TPZ: 2.0m
Crown class: Symmetrical	Health: Fair	Structure: Fair-Poor	ULE: 11-20
COM ID: 1289181	Comments:		
Tree - CN034		Brachychiton populneus , Kurrajong	
Origin: Victoria	Type: Semi-deciduous Broadleaf		Age: Juvenile
DBH: 7	Height: 3m	Width: 1m	TPZ: 2.0m
Crown class: Symmetrical	Health: Fair	Structure: Fair	ULE: 31-60
COM ID: 1508501	Comments: codominant 1.8m. Western scaffold removed. As above		
Tree - CN035		Brachychiton populneus , Kurrajong	
Origin: Victoria	Type: Semi-deciduous Broadleaf		Age: Juvenile
DBH: 7	Height: 4m	Width: 1m	TPZ: 2.0m
Crown class: Symmetrical	Health: Fair	Structure: Fair-Good	ULE: 21-30
COM ID: 1508502	Comments: Crown lifted. In bonded gravel cutout		
Tree - CN036		Brachychiton populneus , Kurrajong	
Origin: Victoria	Type: Semi-deciduous Broadleaf		Age: Semi-mature
DBH: 6	Height: 3m	Width: 1m	TPZ: 2.0m
Crown class: Symmetrical	Health: Fair	Structure: Fair-Poor	ULE: 21-30
COM ID: 1508519	Comments: codominnt from 1.6m. Southern scaffold removed. As above		
Tree - CN037		Brachychiton populneus , Kurrajong	
Origin: Victoria	Type: Semi-deciduous Broadleaf		Age: Juvenile
DBH: 7	Height: 3m	Width: 1m	TPZ: 2.0m
Crown class: Symmetrical	Health: Fair	Structure: Fair-Good	ULE: 21-30
COM ID: 1508503	Comments: uplifted crown. Bonded gravel cutout.		
Tree - CN038		Stenocarpus sinuatus , Firewheel Tree	
Origin: Australian Native	Type: Evergreen Broadleaf		Age: Juvenile
DBH: 5	Height: 3m	Width: 1m	TPZ: 2.0m
Crown class: Symmetrical	Health: Fair	Structure: Fair-Good	ULE: 21-30
COM ID: 1517961	Comments: uplifted crown. Bonded gravel cutout		
Tree - CN039		Unused ,	
Tree - CN040		Brachychiton populneus , Kurrajong	
Origin: Victoria	Type: Semi-deciduous Broadleaf		Age: Semi-mature
DBH: 10	Height: 5m	Width: 1.5m	TPZ: 2.0m
Crown class: Symmetrical	Health: Fair	Structure: Fair-Good	ULE: 21-30
COM ID: 1508485	Comments: developing tree. Gravel cutout. Uplifted canopy		
Tree - CN041		Brachychiton populneus , Kurrajong	
Origin: Victoria	Type: Semi-deciduous Broadleaf		Age: Juvenile
DBH: 8	Height: 3m	Width: 1m	TPZ: 2.0m
Crown class: Symmetrical	Health: Fair	Structure: Fair-Good	ULE: 21-30
COM ID: 1508484	Comments: developing tree in gravel cutout.		

<b>Tree - CN042</b>		<b><i>Brachychiton populneus</i> , Kurrajong</b>	
Origin: Victoria	Type: Semi-deciduous Broadleaf	Age:	
DBH: 0	Height: 0m	Width: 0m	TPZ: m
Crown class:	Health:	Structure:	ULE:
COM ID: 1508483	Comments: tree missing		
<b>Tree - CN043</b>		<b><i>Brachychiton populneus</i> , Kurrajong</b>	
Origin: Victoria	Type: Semi-deciduous Broadleaf	Age: Juvenile	
DBH: 7	Height: 3m	Width: 1m	TPZ: 2.0m
Crown class: Symmetrical	Health: Fair	Structure: Fair-Good	ULE: 21-30
COM ID: 1508520	Comments: developing tree in gravel cutout		
<b>Tree - CN044</b>		<b><i>Brachychiton populneus</i> , Kurrajong</b>	
Origin: Victoria	Type: Semi-deciduous Broadleaf	Age: Juvenile	
DBH: 8	Height: 3m	Width: 1m	TPZ: 2.0m
Crown class: Symmetrical	Health: Fair	Structure: Fair-Good	ULE: 21-30
COM ID: 1508521	Comments: developing tree		
<b>Tree - CN045</b>		<b><i>Brachychiton populneus</i> , Kurrajong</b>	
Origin: Victoria	Type: Semi-deciduous Broadleaf	Age: Juvenile	
DBH: 5	Height: 2m	Width: 1m	TPZ: 2.0m
Crown class: Symmetrical	Health: Fair	Structure: Fair-Poor	ULE: 11-20
COM ID: 1517962	Comments: apcāl dominance lost 1.6m with resultant codominance		
<b>Tree - CN046</b>		<b><i>Brachychiton populneus</i> , Kurrajong</b>	
Origin: Victoria	Type: Semi-deciduous Broadleaf	Age: Juvenile	
DBH: 5	Height: 2m	Width: 1m	TPZ: 2.0m
Crown class: Symmetrical	Health: Fair	Structure: Fair-Good	ULE: 21-30
COM ID: 1517963	Comments: developing tree		
<b>Tree - CN047</b>		<b><i>Brachychiton populneus</i> , Kurrajong</b>	
Origin: Victoria	Type: Semi-deciduous Broadleaf	Age:	
DBH: 0	Height: 0m	Width: 0m	TPZ: m
Crown class:	Health:	Structure:	ULE:
COM ID: 1508522	Comments: Tree missing		
<b>Tree - CN048</b>		<b><i>Brachychiton populneus</i> , Kurrajong</b>	
Origin: Victoria	Type: Semi-deciduous Broadleaf	Age:	
DBH: 0	Height: 0m	Width: 0m	TPZ: m
Crown class:	Health:	Structure:	ULE:
COM ID: 1508523	Comments: tree missing		
<b>Tree - CN049</b>		<b><i>Brachychiton populneus</i> , Kurrajong</b>	
Origin: Victoria	Type: Semi-deciduous Broadleaf	Age: Juvenile	
DBH: 7	Height: 4m	Width: 2m	TPZ: 2.0m
Crown class: Symmetrical	Health: Fair	Structure: Fair	ULE: 11-20
COM ID: 1517964	Comments: slight growth lean to north		



<b>Tree - CN050</b>		<b><i>Brachychiton populneus</i> , Kurrajong</b>	
Origin: Victoria	Type: Semi-deciduous Broadleaf		Age: Semi-mature
DBH: 8	Height: 4m	Width: 1m	TPZ: 2.0m
Crown class: Symmetrical	Health: Fair	Structure: Fair-Good	ULE: 21-30
COM ID: 1508524	Comments: developing tree		
<b>Tree - CN051</b>		<b><i>Brachychiton populneus</i> , Kurrajong</b>	
Origin: Victoria	Type: Semi-deciduous Broadleaf		Age: Juvenile
DBH: 4	Height: 2m	Width: 1m	TPZ: 2.0m
Crown class: Symmetrical	Health: Fair	Structure: Fair-Good	ULE: 21-30
COM ID: 1508591	Comments: developing tree		
<b>Tree - CN052</b>		<b><i>Brachychiton populneus</i> , Kurrajong</b>	
Origin: Victoria	Type: Semi-deciduous Broadleaf		Age: Juvenile
DBH: 1	Height: 1.5m	Width: 0.6m	TPZ: 2.0m
Crown class: Symmetrical	Health: Fair	Structure: Fair-Good	ULE: 21-30
COM ID: 1508509	Comments: Replacement tree?		
<b>Tree - CN053</b>		<b><i>Brachychiton populneus</i> , Kurrajong</b>	
Origin: Victoria	Type: Semi-deciduous Broadleaf		Age: Semi-mature
DBH: 10	Height: 5m	Width: 1.5m	TPZ: 2.0m
Crown class: Symmetrical	Health: Fair	Structure: Fair-Good	ULE: 21-30
COM ID: 1508592	Comments: Developing tree		
<b>Tree - CN054</b>		<b><i>Brachychiton populneus</i> , Kurrajong</b>	
Origin: Victoria	Type: Semi-deciduous Broadleaf		Age: Juvenile
DBH: 1	Height: 1.5m	Width: 1m	TPZ: 2.0m
Crown class: Symmetrical	Health: Fair	Structure: Fair-Poor	ULE: 6-10
COM ID: 1508593	Comments: Replacement tree? Growth lean to south. Unstable in ground. Formative pruning at 1.2m to remove codominant stem.		
<b>Tree - CN055</b>		<b><i>Brachychiton populneus</i> , Kurrajong</b>	
Origin: Victoria	Type: Semi-deciduous Broadleaf		Age: Juvenile
DBH: 5	Height: 2m	Width: 1m	TPZ: 2.0m
Crown class: Symmetrical	Health: Fair	Structure: Fair-Good	ULE: 11-20
COM ID: 1508594	Comments: Developing tree		
<b>Tree - CN056</b>		<b><i>Corymbia maculata</i> , Spotted Gum</b>	
Origin: Victoria	Type: Evergreen Broadleaf		Age: Semi-mature
DBH: 38	Height: 13m	Width: 10m	TPZ: 4.6m
Crown class: Symmetrical	Health: Fair	Structure: Fair	ULE: 31-60
COM ID: 1023850	Comments: Codominant from 2.5m. Shallow split in bark on northern trunk		
<b>Tree - CN057</b>		<b><i>Corymbia citriodora</i> , Lemon-scented Gum</b>	
Origin: Australian Native	Type: Evergreen Broadleaf		Age: Semi-mature
DBH: 39	Height: 16m	Width: 12m	TPZ: 4.7m
Crown class: Symmetrical	Health: Fair	Structure: Fair-Poor	ULE: 21-30
COM ID: 1023851	Comments: extended, end-weighted branches. Codominant 2m.		

<b>Tree - CN058</b>		<b><i>Corymbia maculata</i> , Spotted Gum</b>	
Origin: Victoria	Type: Evergreen Broadleaf	Age: Semi-mature	
DBH: 30	Height: 15m	Width: 12m	TPZ: 3.6m
Crown class: Symmetrical	Health: Fair	Structure: Fair	ULE: 21-30
COM ID: 1059684	Comments: sooty mould in crown.		
<b>Tree - CN059</b>		<b><i>Corymbia maculata</i> , Spotted Gum</b>	
Origin: Victoria	Type: Evergreen Broadleaf	Age: Semi-mature	
DBH: 26	Height: 15m	Width: 9m	TPZ: 3.1m
Crown class: Symmetrical	Health: Fair	Structure: Fair	ULE: 21-30
COM ID: 1059685	Comments: Sooty mould in crown.		
<b>Tree - CN060</b>		<b><i>Corymbia maculata</i> , Spotted Gum</b>	
Origin: Victoria	Type: Evergreen Broadleaf	Age: Semi-mature	
DBH: 22	Height: 15m	Width: 7m	TPZ: 2.6m
Crown class: Symmetrical	Health: Fair	Structure: Fair	ULE: 31-60
COM ID: 1068891	Comments: developing tree		
<b>Tree - CN061</b>		<b><i>Corymbia maculata</i> , Spotted Gum</b>	
Origin: Victoria	Type: Evergreen Broadleaf	Age: Mature	
DBH: 15	Height: 9m	Width: 5m	TPZ: 2.0m
Crown class: Symmetrical	Health: Fair	Structure: Fair	ULE: 31-60
COM ID: 1068890	Comments: developing tree		
<b>Tree - CN062</b>		<b><i>Corymbia maculata</i> , Spotted Gum</b>	
Origin: Victoria	Type: Evergreen Broadleaf	Age: Juvenile	
DBH: 4	Height: 3m	Width: 1m	TPZ: 2.0m
Crown class: Symmetrical	Health: Fair	Structure: Fair-Good	ULE: 31-60
COM ID: 1549670	Comments: young, developing tree.		
<b>Tree - CN063</b>		<b><i>Corymbia maculata</i> , Spotted Gum</b>	
Origin: Victoria	Type: Evergreen Broadleaf	Age:	
DBH:	Height: 0m	Width: 0m	TPZ: m
Crown class:	Health:	Structure:	ULE:
COM ID: 1549669	Comments: Removed?		
<b>Tree - CN064</b>		<b><i>Corymbia maculata</i> , Spotted Gum</b>	
Origin: Victoria	Type: Evergreen Broadleaf	Age: Juvenile	
DBH: 7	Height: 5m	Width: 1.5m	TPZ: 2.0m
Crown class: Symmetrical	Health: Fair-Poor	Structure: Fair	ULE: 21-30
COM ID: 1068889	Comments: psyllids and sooty mould in crown. Young developing tree		
<b>Tree - CN065</b>		<b><i>Corymbia maculata</i> , Spotted Gum</b>	
Origin: Victoria	Type: Evergreen Broadleaf	Age: Juvenile	
DBH: 5	Height: 4m	Width: 1.5m	TPZ: 2.0m
Crown class: Symmetrical	Health: Fair	Structure: Fair	ULE: 31-60
COM ID: 1549668	Comments: Young deveoping tree few psyllids.		

<b>Tree - CN066</b>		<b><i>Corymbia maculata</i> , Spotted Gum</b>	
Origin: Victoria	Type: Evergreen Broadleaf		Age: Juvenile
DBH: 4.5	Height: 3m	Width: 2m	TPZ: 2.0m
Crown class: Symmetrical	Health: Fair	Structure: Fair	ULE: 31-60
COM ID: 1549667	Comments: young developing tree		
<b>Tree - CN067</b>		<b><i>Corymbia maculata</i> , Spotted Gum</b>	
Origin: Victoria	Type: Evergreen Broadleaf		Age: Semi-mature
DBH: 20	Height: 14m	Width: 5m	TPZ: 2.4m
Crown class: Symmetrical	Health: Fair	Structure: Fair	ULE: 31-60
COM ID: 1285716	Comments: developing tree		
<b>Tree - CN068</b>		<b><i>Brachychiton populneus</i> , Kurrajong</b>	
Origin: Victoria	Type: Semi-deciduous Broadleaf		Age:
DBH: 0	Height: 0m	Width: 0m	TPZ: m
Crown class:	Health:	Structure:	ULE:
COM ID: 1553270	Comments: tree missing		
<b>Tree - CN069</b>		<b><i>Brachychiton populneus</i> , Kurrajong</b>	
Origin: Victoria	Type: Semi-deciduous Broadleaf		Age: Juvenile
DBH: 8	Height: 2.5m	Width: 1.5m	TPZ: 2.0m
Crown class: Symmetrical	Health: Fair	Structure: Fair-Good	ULE: 21-30
COM ID: 1510020	Comments: developiñg tree		
<b>Tree - CN070</b>		<b><i>Brachychiton populneus</i> , Kurrajong</b>	
Origin: Victoria	Type: Semi-deciduous Broadleaf		Age: Juvenile
DBH: 6	Height: 2.5m	Width: 1m	TPZ: 2.0m
Crown class: Symmetrical	Health: Fair	Structure: Fair-Good	ULE: 21-30
COM ID: 1510019	Comments: developing tree		
<b>Tree - CN071</b>		<b><i>Brachychiton populneus</i> , Kurrajong</b>	
Origin: Victoria	Type: Semi-deciduous Broadleaf		Age: Juvenile
DBH: 3	Height: 2m	Width: 0.5m	TPZ: 2.0m
Crown class: Symmetrical	Health: Fair-Poor	Structure: Fair-Good	ULE: 1-5
COM ID: 1510018	Comments: canopy sparse with yellowed leaves		
<b>Tree - CN072</b>		<b><i>Brachychiton populneus</i> , Kurrajong</b>	
Origin: Victoria	Type: Semi-deciduous Broadleaf		Age:
DBH: 0	Height: 0m	Width: 0m	TPZ: m
Crown class:	Health:	Structure:	ULE:
COM ID: 1510017	Comments: tree missing		
<b>Tree - CN073</b>		<b><i>Brachychiton acerifolius</i> , Illawarra Flame Tree</b>	
Origin: Australian Native	Type: Semi-deciduous Broadleaf		Age: Juvenile
DBH: 5	Height: 2m	Width: 1m	TPZ: 2.0m
Crown class: Symmetrical	Health: Fair	Structure: Fair-Good	ULE: 21-30
COM ID: 1510016	Comments: developing tree. Sap oozing from all branch unions.		

<b>Tree - CN074</b>		<b><i>Brachychiton populneus</i> , Kurrajong</b>	
Origin: Victoria	Type: Semi-deciduous Broadleaf		Age: Juvenile
DBH: 3	Height: 2m	Width: 1m	TPZ: 2.0m
Crown class: Symmetrical	Health: Fair-Poor	Structure: Fair-Good	ULE: 1-5
COM ID: 1508595	Comments: sparse canopy		
<b>Tree - CN075</b>		<b><i>Brachychiton populneus</i> , Kurrajong</b>	
Origin: Victoria	Type: Semi-deciduous Broadleaf		Age:
DBH: 0	Height: 0m	Width: 0m	TPZ: m
Crown class:	Health:	Structure:	ULE:
COM ID: 1510015	Comments: tree missing		
<b>Tree - CN076</b>		<b><i>Corymbia maculata</i> , Spotted Gum</b>	
Origin: Victoria	Type: Evergreen Broadleaf		Age: Semi-mature
DBH: 32	Height: 18m	Width: 8m	TPZ: 3.8m
Crown class: Symmetrical	Health: Fair	Structure: Fair	ULE: 21-30
COM ID: 1530772	Comments: codominant from 8m. Medium deadwood		
<b>Tree - CN077</b>		<b><i>Corymbia maculata</i> , Spotted Gum</b>	
Origin: Victoria	Type: Evergreen Broadleaf		Age: Semi-mature
DBH: 30	Height: 16m	Width: 99m	TPZ: 3.6m
Crown class: Symmetrical	Health: Fair	Structure: Fair	ULE: 21-30
COM ID: 1070768	Comments: codominant from 4m.		
<b>Tree - CN078</b>		<b><i>Platanus xacerifolia</i> , London Plane</b>	
Origin: Exotic	Type: Deciduous Broadleaf		Age: Juvenile
DBH: 6	Height: 5m	Width: 2.5m	TPZ: 2.0m
Crown class: Symmetrical	Health: Dormant	Structure: Fair	ULE: 31-60
COM ID: 1517934	Comments: Developing tree. Tree guard. Crown lifted.		
<b>Tree - CN079</b>		<b><i>Platanus xacerifolia</i> , London Plane</b>	
Origin: Exotic	Type: Deciduous Broadleaf		Age: Juvenile
DBH: 6	Height: 5m	Width: 3m	TPZ: 2.0m
Crown class: Symmetrical	Health: Dormant	Structure: Fair	ULE: 31-60
COM ID: 1517935	Comments: Developing tree. Tree guard. Crown lifted.		
<b>Tree - CN080</b>		<b><i>Platanus xacerifolia</i> , London Plane</b>	
Origin: Exotic	Type: Deciduous Broadleaf		Age: Juvenile
DBH: 6	Height: 5m	Width: 2.5m	TPZ: 2.0m
Crown class: Symmetrical	Health: Dormant	Structure: Fair	ULE: 31-60
COM ID: 1517936	Comments: Developing tree. Tree guard. Crown lifted.		
<b>Tree - CN081</b>		<b><i>Platanus xacerifolia</i> , London Plane</b>	
Origin: Exotic	Type: Deciduous Broadleaf		Age: Juvenile
DBH: 5	Height: 5m	Width: 2.5m	TPZ: 2.0m
Crown class: Symmetrical	Health: Dormant	Structure: Fair	ULE: 31-60
COM ID: 1517937	Comments: Developing tree. Tree guard. Crown lifted.		



<b>Tree - CN082</b>		<b><i>Platanus xacerifolia</i> , London Plane</b>	
Origin: Exotic	Type: Deciduous Broadleaf		Age: Juvenile
DBH: 5	Height: 5m	Width: 2.5m	TPZ: 2.0m
Crown class: Symmetrical	Health: Dormant	Structure: Fair	ULE: 21-30
COM ID: 1517938	Comments: Developing tree. Tree guard. Crown lifted.		
<b>Tree - CN083</b>		<b><i>Platanus xacerifolia</i> , London Plane</b>	
Origin: Exotic	Type: Deciduous Broadleaf		Age: Juvenile
DBH: 5	Height: 5m	Width: 2m	TPZ: 2.0m
Crown class: Symmetrical	Health: Dormant	Structure: Fair	ULE: 31-60
COM ID: 1517939	Comments: Developing tree. Tree guard. Crown lifted.		
<b>Tree - CN084</b>		<b><i>Platanus xacerifolia</i> , London Plane</b>	
Origin: Exotic	Type: Deciduous Broadleaf		Age: Juvenile
DBH: 5	Height: 5m	Width: 2m	TPZ: 2.0m
Crown class: Symmetrical	Health: Dormant	Structure: Fair	ULE: 31-60
COM ID: 1517940	Comments: Developing tree. Tree guard. Crown lifted.		
<b>Tree - CN085</b>		<b><i>Platanus xacerifolia</i> , London Plane</b>	
Origin: Exotic	Type: Deciduous Broadleaf		Age: Juvenile
DBH: 5	Height: 5m	Width: 2m	TPZ: 2.0m
Crown class: Regrowth	Health: Poor	Structure: Fair-Good	ULE: 21-30
COM ID: 1517941	Comments: Developing tree. Tree guard. Crown lifted.		
<b>Tree - CN086</b>		<b><i>Platanus xacerifolia</i> , London Plane</b>	
Origin: Exotic	Type: Deciduous Broadleaf		Age: Semi-mature
DBH: 27	Height: 12m	Width: 9m	TPZ: 3.2m
Crown class: Symmetrical	Health: Dormant	Structure: Fair	ULE: 21-30
COM ID: 1061528	Comments: codominant from 4m.		
<b>Tree - CN087</b>		<b><i>Platanus xacerifolia</i> , London Plane</b>	
Origin: Exotic	Type: Deciduous Broadleaf		Age: Semi-mature
DBH: 24	Height: 12m	Width: 9m	TPZ: 2.9m
Crown class: Symmetrical	Health: Dormant	Structure: Fair	ULE: 21-30
COM ID: 1061527	Comments: codominant from 3m		
<b>Tree - CN088</b>		<b><i>Platanus xacerifolia</i> , London Plane</b>	
Origin: Exotic	Type: Deciduous Broadleaf		Age: Semi-mature
DBH: 31	Height: 12m	Width: 12m	TPZ: 3.7m
Crown class: Symmetrical	Health: Dormant	Structure: Fair-Poor	ULE: 21-30
COM ID: 1061526	Comments: Multiple attachments at 5m		
<b>Tree - CN089</b>		<b><i>Platanus xacerifolia</i> , London Plane</b>	
Origin: Exotic	Type: Deciduous Broadleaf		Age: Semi-mature
DBH: 34	Height: 15m	Width: 12m	TPZ: 4.1m
Crown class: Symmetrical	Health: Dormant	Structure: Fair	ULE: 21-30
COM ID: 1061525	Comments: Bonded gravel at base.		

<b>Tree - CN090</b>		<b><i>Platanus xacerifolia</i> , London Plane</b>	
Origin: Exotic	Type: Deciduous Broadleaf	Age: Semi-mature	
DBH: 31	Height: 15m	Width: 12m	TPZ: 3.7m
Crown class: Symmetrical	Health: Dormant	Structure: Fair	ULE: 21-30
COM ID: 1061524	Comments:		
<b>Tree - CN091</b>		<b><i>Platanus xacerifolia</i> , London Plane</b>	
Origin: Exotic	Type: Deciduous Broadleaf	Age: Semi-mature	
DBH: 34	Height: 13m	Width: 14m	TPZ: 4.1m
Crown class: Symmetrical	Health: Dormant	Structure: Fair	ULE: 21-30
COM ID: 1061523	Comments: codominant from 3m		
<b>Tree - CN092</b>		<b><i>Platanus xacerifolia</i> , London Plane</b>	
Origin: Exotic	Type: Deciduous Broadleaf	Age: Semi-mature	
DBH: 38	Height: 17m	Width: 11m	TPZ: 4.6m
Crown class: Intermediate	Health: Dormant	Structure: Fair	ULE: 21-30
COM ID: 1025034	Comments: crown suppressed to west		
<b>Tree - CN093</b>		<b><i>Platanus xacerifolia</i> , London Plane</b>	
Origin: Exotic	Type: Deciduous Broadleaf	Age: Semi-mature	
DBH: 27	Height: 15m	Width: 12m	TPZ: 3.2m
Crown class: Symmetrical	Health: Dormant	Structure: Fair	ULE: 21-30
COM ID: 1025032	Comments: reassess in spring. Codominant from 3m.		
<b>Tree - CN094</b>		<b><i>Platanus xacerifolia</i> , London Plane</b>	
Origin: Exotic	Type: Deciduous Broadleaf	Age: Semi-mature	
DBH: 25	Height: 15m	Width: 14m	TPZ: 3m
Crown class: Symmetrical	Health: Dormant	Structure: Fair	ULE: 21-30
COM ID: 1025030	Comments:		
<b>Tree - CN095</b>		<b><i>Platanus xacerifolia</i> , London Plane</b>	
Origin: Exotic	Type: Deciduous Broadleaf	Age: Juvenile	
DBH: 29	Height: 15m	Width: 12m	TPZ: 3.5m
Crown class: Symmetrical	Health: Dormant	Structure: Fair	ULE: 21-30
COM ID: 1025029	Comments: slight growth lean to east		
<b>Tree - CN096</b>		<b><i>Platanus xacerifolia</i> , London Plane</b>	
Origin: Exotic	Type: Deciduous Broadleaf	Age: Semi-mature	
DBH: 28	Height: 13m	Width: 12m	TPZ: 3.4m
Crown class: Symmetrical	Health: Fair	Structure: Fair	ULE: 11-20
COM ID: 1025027	Comments: slight growth lean to north-east. Branch failed with resultant scar eastern side 3m.		
<b>Tree - CN097</b>		<b><i>Platanus xacerifolia</i> , London Plane</b>	
Origin: Exotic	Type: Deciduous Broadleaf	Age: Semi-mature	
DBH: 25	Height: 13m	Width: 9m	TPZ: 3m
Crown class: Symmetrical	Health: Dormant	Structure: Fair-Poor	ULE: 11-20
COM ID: 1025025	Comments: multiple attachments 3m. Clearance pruning for cable.		

<b>Tree - CN098</b>		<b><i>Platanus xacerifolia</i> , London Plane</b>	
Origin: Exotic	Type: Deciduous Broadleaf	Age: Semi-mature	
DBH: 29	Height: 13m	Width: 12m	TPZ: 3.5m
Crown class: Symmetrical	Health: Dormant	Structure: Fair	ULE: 21-30
COM ID: 1025023	Comments: codominant from 4m.		
<b>Tree - CN099</b>		<b><i>Platanus xacerifolia</i> , London Plane</b>	
Origin: Exotic	Type: Deciduous Broadleaf	Age: Juvenile	
DBH: 9	Height: 6m	Width: 3m	TPZ: 2.0m
Crown class: Symmetrical	Health: Dormant	Structure: Fair	ULE: 1-5
COM ID: 1061512	Comments: appears to be in poor health		
<b>Tree - CN100</b>		<b><i>Platanus xacerifolia</i> , London Plane</b>	
Origin: Exotic	Type: Deciduous Broadleaf	Age: Semi-mature	
DBH: 17	Height: 8m	Width: 5m	TPZ: 2.0m
Crown class: Symmetrical	Health: Fair-Poor	Structure: Fair	ULE: 21-30
COM ID: 1061513	Comments: reassess in spring		
<b>Tree - CN101</b>		<b><i>Platanus xacerifolia</i> , London Plane</b>	
Origin: Exotic	Type: Deciduous Broadleaf	Age: Semi-mature	
DBH: 21	Height: 9m	Width: 9m	TPZ: 2.5m
Crown class: Symmetrical	Health: Dormant	Structure: Fair	ULE: 11-20
COM ID: 1533679	Comments: codominant from 3m.		
<b>Tree - CN102</b>		<b><i>Platanus xacerifolia</i> , London Plane</b>	
Origin: Exotic	Type: Deciduous Broadleaf	Age: Semi-mature	
DBH: 23	Height: 10m	Width: 12m	TPZ: 2.8m
Crown class: Symmetrical	Health: Dormant	Structure: Fair	ULE: 21-30
COM ID: 1061515	Comments: developing tree		
<b>Tree - CN103</b>		<b><i>Platanus xacerifolia</i> , London Plane</b>	
Origin: Exotic	Type: Deciduous Broadleaf	Age: Semi-mature	
DBH: 21	Height: 10m	Width: 11m	TPZ: 2.5m
Crown class: Symmetrical	Health: Dormant	Structure: Fair	ULE: 21-30
COM ID: 1061516	Comments: developing tree.		
<b>Tree - CN104</b>		<b><i>Platanus xacerifolia</i> , London Plane</b>	
Origin: Exotic	Type: Deciduous Broadleaf	Age: Semi-mature	
DBH: 26	Height: 11m	Width: 11m	TPZ: 3.1m
Crown class: Symmetrical	Health: Dormant	Structure: Fair	ULE: 11-20
COM ID: 1061517	Comments: developing tree		
<b>Tree - CN105</b>		<b><i>Platanus xacerifolia</i> , London Plane</b>	
Origin: Exotic	Type: Deciduous Broadleaf	Age: Semi-mature	
DBH: 26	Height: 11m	Width: 12m	TPZ: 3.1m
Crown class: Symmetrical	Health: Dormant	Structure: Fair	ULE: 21-30
COM ID: 1061518	Comments: developing tree		

<b>Tree - CN106</b>		<b><i>Platanus xacerifolia</i> , London Plane</b>	
Origin: Exotic	Type: Deciduous Broadleaf	Age: Semi-mature	
DBH: 21	Height: 10m	Width: 10m	TPZ: 2.5m
Crown class: Symmetrical	Health: Dormant	Structure: Fair	ULE: 21-30
COM ID: 1517942	Comments: developing tree		
<b>Tree - CN107</b>		<b><i>Platanus xacerifolia</i> , London Plane</b>	
Origin: Exotic	Type: Deciduous Broadleaf	Age: Semi-mature	
DBH: 20	Height: 10m	Width: 9m	TPZ: 2.4m
Crown class: Symmetrical	Health: Fair	Structure: Fair	ULE: 21-30
COM ID: 1517943	Comments: codominant 3m		
<b>Tree - CN108</b>		<b><i>Platanus xacerifolia</i> , London Plane</b>	
Origin: Exotic	Type: Deciduous Broadleaf	Age: Semi-mature	
DBH: 30	Height: 12m	Width: 13m	TPZ: 3.6m
Crown class: Symmetrical	Health: Dormant	Structure: Fair	ULE: 21-30
COM ID: 1517944	Comments: developing tree		
<b>Tree - CN109</b>		<b><i>Platanus xacerifolia</i> , London Plane</b>	
Origin: Exotic	Type: Deciduous Broadleaf	Age: Mature	
DBH: 35	Height: 16m	Width: 14m	TPZ: 4.2m
Crown class: Symmetrical	Health: Dormant	Structure: Fair-Poor	ULE: 11-20
COM ID: 1025035	Comments: multiple attachments 5m		
<b>Tree - CN110</b>		<b><i>Platanus xacerifolia</i> , London Plane</b>	
Origin: Exotic	Type: Deciduous Broadleaf	Age: Semi-mature	
DBH: 34	Height: 15m	Width: 14m	TPZ: 4.1m
Crown class: Symmetrical	Health: Dormant	Structure: Fair	ULE: 21-30
COM ID: 1025033	Comments: reassess spring		
<b>Tree - CN111</b>		<b><i>Platanus xacerifolia</i> , London Plane</b>	
Origin: Exotic	Type: Deciduous Broadleaf	Age: Semi-mature	
DBH: 36	Height: 15m	Width: 14m	TPZ: 4.3m
Crown class: Symmetrical	Health: Dormant	Structure: Fair	ULE: 11-20
COM ID: 1025031	Comments:		
<b>Tree - CN112</b>		<b><i>Platanus xacerifolia</i> , London Plane</b>	
Origin: Exotic	Type: Deciduous Broadleaf	Age: Semi-mature	
DBH: 44	Height: 16m	Width: 13m	TPZ: 5.3m
Crown class: Symmetrical	Health: Dormant	Structure: Fair	ULE: 21-30
COM ID: 1025028	Comments:		
<b>Tree - CN113</b>		<b><i>Platanus xacerifolia</i> , London Plane</b>	
Origin: Exotic	Type: Deciduous Broadleaf	Age: Semi-mature	
DBH: 31	Height: 13m	Width: 12m	TPZ: 3.7m
Crown class: Symmetrical	Health: Dormant	Structure: Fair	ULE: 21-30
COM ID: 1025026	Comments: reassess in spring. Smaller than neighbouring trees.		



<b>Tree - CN114</b>		<b><i>Platanus xacerifolia</i> , London Plane</b>	
Origin: Exotic	Type: Deciduous Broadleaf	Age: Semi-mature	
DBH: 45	Height: 18m	Width: 18m	TPZ: 5.4m
Crown class: Symmetrical	Health: Dormant	Structure: Fair	ULE: 21-30
COM ID: 1025024	Comments:		
<b>Tree - CN115</b>		<b><i>Platanus orientalis</i> 'Digitata', Cyprian Plane</b>	
Origin: Exotic	Type: Deciduous Broadleaf	Age: Juvenile	
DBH: 2	Height: 2m	Width: 1m	TPZ: 2.0m
Crown class: Symmetrical	Health: Dormant	Structure: Fair	ULE: 31-60
COM ID: 1546306	Comments: Tree guard, developing tree		
<b>Tree - CN116</b>		<b><i>Platanus orientalis</i> 'Digitata', Cyprian Plane</b>	
Origin: Exotic	Type: Deciduous Broadleaf	Age: Juvenile	
DBH: 2	Height: 2m	Width: 1m	TPZ: 2.0m
Crown class: Symmetrical	Health: Fair-Poor	Structure: Fair	ULE: 31-60
COM ID: 1546303	Comments: Tree guard, developing tree		
<b>Tree - CN117</b>		<b><i>Platanus xacerifolia</i> , London Plane</b>	
Origin: Exotic	Type: Deciduous Broadleaf	Age: Mature	
DBH: 29	Height: 15m	Width: 10m	TPZ: 3.5m
Crown class: Symmetrical	Health: Dormant	Structure: Fair-Poor	ULE: 21-30
COM ID: 1023880	Comments: multiple attachments 2m		
<b>Tree - CN118</b>		<b><i>Platanus xacerifolia</i> , London Plane</b>	
Origin: Exotic	Type: Deciduous Broadleaf	Age: Semi-mature	
DBH: 26	Height: 16m	Width: 8m	TPZ: 3.1m
Crown class: Symmetrical	Health: Dormant	Structure: Fair-Good	ULE: 21-30
COM ID: 1023879	Comments: Cable through crown - pushing on main stem		
<b>Tree - CN119</b>		<b><i>Platanus xacerifolia</i> , London Plane</b>	
Origin: Exotic	Type: Deciduous Broadleaf	Age: Semi-mature	
DBH: 28	Height: 14m	Width: 9m	TPZ: 3.4m
Crown class: Intermediate	Health: Dormant	Structure: Fair-Poor	ULE: 11-20
COM ID: 1023878	Comments: multi-stemmed from 1.5m		
<b>Tree - CN120</b>		<b><i>Platanus orientalis</i> , Oriental Plane</b>	
Origin: Exotic	Type: Deciduous Broadleaf	Age: Semi-mature	
DBH: 7	Height: 5m	Width: 3m	TPZ: 2.0m
Crown class: Symmetrical	Health: Dormant	Structure: Fair-Poor	ULE: 11-20
COM ID: 1066596	Comments: Apical dominance 4m		
<b>Tree - CN121</b>		<b><i>Platanus xacerifolia</i> , London Plane</b>	
Origin: Exotic	Type: Deciduous Broadleaf	Age: Juvenile	
DBH: 5	Height: 3m	Width: 2m	TPZ: 2.0m
Crown class: Symmetrical	Health: Dormant	Structure: Fair	ULE: 11-20
COM ID: 1549057	Comments: growth lean to north		

<b>Tree - CN122</b>		<b><i>Platanus orientalis</i> 'Digitata', Cyprian Plane</b>	
Origin: Exotic	Type: Deciduous Broadleaf	Age:	
DBH:	Height: 0m	Width: 0m	TPZ: m
Crown class:	Health:	Structure:	ULE:
COM ID: 1510265	Comments: Removed?		
<b>Tree - CN123</b>		<b><i>Platanus xacerifolia</i> , London Plane</b>	
Origin: Exotic	Type: Deciduous Broadleaf	Age: Semi-mature	
DBH: 41	Height: 17m	Width: 15m	TPZ: 4.9m
Crown class: Intermediate	Health: Fair-Good	Structure: Fair-Good	ULE: 31-60
COM ID: 1023846	Comments:		
<b>Tree - CN124</b>		<b><i>Platanus xacerifolia</i> , London Plane</b>	
Origin: Exotic	Type: Deciduous Broadleaf	Age: Semi-mature	
DBH: 47	Height: 17m	Width: 12m	TPZ: 5.6m
Crown class: Intermediate	Health: Fair-Good	Structure: Fair-Good	ULE: 31-60
COM ID: 1023847	Comments:		
<b>Tree - CN125</b>		<b><i>Platanus xacerifolia</i> , London Plane</b>	
Origin: Exotic	Type: Deciduous Broadleaf	Age: Semi-mature	
DBH: 46	Height: 16m	Width: 14m	TPZ: 5.5m
Crown class: Symmetrical	Health: Fair	Structure: Fair-Good	ULE: 31-60
COM ID: 1023845	Comments:		
<b>Tree - CN126</b>		<b><i>Platanus xacerifolia</i> , London Plane</b>	
Origin: Exotic	Type: Deciduous Broadleaf	Age: Semi-mature	
DBH: 37	Height: 15m	Width: 12m	TPZ: 4.4m
Crown class: Asymmetrical	Health: Fair-Good	Structure: Fair	ULE: 31-60
COM ID: 1023841	Comments:		
<b>Tree - CN127</b>		<b><i>Platanus xacerifolia</i> , London Plane</b>	
Origin: Exotic	Type: Deciduous Broadleaf	Age: Semi-mature	
DBH: 40	Height: 14m	Width: 13m	TPZ: 4.8m
Crown class: Symmetrical	Health: Fair	Structure: Fair-Good	ULE: 31-60
COM ID: 1023840	Comments:		
<b>Tree - CN128</b>		<b><i>Platanus xacerifolia</i> , London Plane</b>	
Origin: Exotic	Type: Deciduous Broadleaf	Age: Semi-mature	
DBH: 50	Height: 16m	Width: 15m	TPZ: 6m
Crown class: Symmetrical	Health: Fair-Good	Structure: Fair-Good	ULE: 31-60
COM ID: 1023842	Comments:		
<b>Tree - CN129</b>		<b><i>Platanus xacerifolia</i> , London Plane</b>	
Origin: Exotic	Type: Deciduous Broadleaf	Age: Semi-mature	
DBH: 31	Height: 12m	Width: 12m	TPZ: 3.7m
Crown class: Symmetrical	Health: Fair	Structure: Fair-Good	ULE: 31-60
COM ID: 1023849	Comments:		

<b>Tree - CN130</b>		<b><i>Platanus xacerifolia</i> , London Plane</b>	
Origin: Exotic	Type: Deciduous Broadleaf		Age: Semi-mature
DBH: 54	Height: 16m	Width: 18m	TPZ: 6.5m
Crown class: Symmetrical	Health: Fair-Good	Structure: Fair-Good	ULE: 31-60
COM ID: 1023848	Comments:		
<b>Tree - CN131</b>		<b><i>Brachychiton populneus</i> , Kurrajong</b>	
Origin: Victoria	Type: Semi-deciduous Broadleaf		Age: Juvenile
DBH: 3	Height: 2m	Width: 1m	TPZ: 2.0m
Crown class: Symmetrical	Health: Fair-Good	Structure: Fair-Good	ULE: 60+
COM ID: 1604628	Comments:		
<b>Tree - CN132</b>		<b><i>Populus sp.</i> , Poplar</b>	
Origin: Exotic	Type: Deciduous Broadleaf		Age: Semi-mature
DBH: 26	Height: 13m	Width: 7m	TPZ: 3.1m
Crown class: Symmetrical	Health: Fair-Good	Structure: Fair	ULE: 21-30
COM ID: 1023819	Comments:		
<b>Tree - CN133</b>		<b><i>Brachychiton populneus</i> , Kurrajong</b>	
Origin: Victoria	Type: Semi-deciduous Broadleaf		Age: Semi-mature
DBH: 12	Height: 5m	Width: 2m	TPZ: 2.0m
Crown class: Symmetrical	Health: Fair-Good	Structure: Fair	ULE: 60+
COM ID: 1508486	Comments:		
<b>Tree - CN134</b>		<b><i>Corymbia maculata</i> , Spotted Gum</b>	
Origin: Victoria	Type: Evergreen Broadleaf		Age: Semi-mature
DBH: 28	Height: 14m	Width: 6m	TPZ: 3.4m
Crown class: Symmetrical	Health: Fair	Structure: Fair	ULE: 31-60
COM ID: 1059677	Comments:		
<b>Tree - CN135</b>		<b><i>Corymbia maculata</i> , Spotted Gum</b>	
Origin: Victoria	Type: Evergreen Broadleaf		Age: Semi-mature
DBH: 35	Height: 16m	Width: 7m	TPZ: 4.2m
Crown class: Symmetrical	Health: Fair-Good	Structure: Fair	ULE: 31-60
COM ID: 1023829	Comments:		
<b>Tree - CN136</b>		<b>,</b>	
Origin:	Type:		Age:
DBH:	Height: 0m	Width: 0m	TPZ: 0m
Crown class:	Health:	Structure:	ULE:
COM ID:	Comments: Missing		
<b>Tree - CN137</b>		<b><i>Brachychiton populneus</i> , Kurrajong</b>	
Origin: Victoria	Type: Semi-deciduous Broadleaf		Age: Juvenile
DBH: 8	Height: 3m	Width: 1m	TPZ: 2.0m
Crown class: Symmetrical	Health: Fair-Good	Structure: Fair-Good	ULE: 60+
COM ID: 1508518	Comments:		

<b>Tree - CN138</b>		<b><i>Brachychiton populneus</i> , Kurrajong</b>	
<b>Origin:</b> Victoria	<b>Type:</b> Semi-deciduous Broadleaf		<b>Age:</b> Juvenile
<b>DBH:</b> 8	<b>Height:</b> 4m	<b>Width:</b> 1m	<b>TPZ:</b> 2.0m
<b>Crown class:</b> Symmetrical	<b>Health:</b> Fair-Good	<b>Structure:</b> Fair-Good	<b>ULE:</b> 60+
<b>COM ID:</b> 1508500	<b>Comments:</b>		





JOHN PATRICK PTY LTD  
324 Victoria Street,  
Richmond, VIC 3121  
T +61 3 9429 4855  
F +61 3 9429 8211  
admin@johnpatrick.com.au  
www.johnpatrick.com.au

CLIENT  
**MELBOURNE METRO**

PROJECT  
**MELBOURNE METRO  
RAIL PROJECT**

DRAWING  
**CITY SOUTH**



SCALE 1:1000 @A4  
DATE NOV 2015  
DRAWN MF  
CHECKED SH  
JOB NO 15-280  
DWG NO TS14  
CAD FILE 15-280 L-TS01

**COPYRIGHT**  
This drawing must not be  
copied in whole or in part  
without the written consent  
of JOHN PATRICK Pty Ltd.

**PLEASE NOTE**  
The contractor must verify all  
dimensions on site before  
commencing any work or  
preparing any shop drawings.  
Do not scale off drawings.





JOHN PATRICK PTY LTD  
324 Victoria Street,  
Richmond, VIC 3121  
T +61 3 9429 4855  
F +61 3 9429 8211  
admin@johnpatrick.com.au  
www.johnpatrick.com.au

CLIENT  
**MELBOURNE METRO**

PROJECT  
**MELBOURNE METRO  
RAIL PROJECT**

DRAWING  
**CITY SOUTH**



SCALE 1:1000 @A4  
DATE NOV 2015  
DRAWN MF  
CHECKED SH  
JOB NO 15-280  
DWG NO TS15  
CAD FILE 15-280 L-TS01

**COPYRIGHT**  
This drawing must not be copied in whole or in part without the written consent of JOHN PATRICK Pty Ltd.

**PLEASE NOTE**  
The contractor must verify all dimensions on site before commencing any work or preparing any shop drawings.  
Do not scale off drawings.

<b>Tree - CS001</b>		<b><i>Platanus xacerifolia</i> , London Plane</b>	
Origin: Exotic	Type: Deciduous Broadleaf	Age: Semi-mature	
DBH: 27	Height: 11m	Width: 13m	TPZ: 3.2m
Crown class: Symmetrical	Health: Dormant	Structure: Fair	ULE: 31-60
COM ID: 1025003	Comments: Reassess in spring. Slight growth lean to east.		
<b>Tree - CS002</b>		<b><i>Platanus xacerifolia</i> , London Plane</b>	
Origin: Exotic	Type: Deciduous Broadleaf	Age: Semi-mature	
DBH: 24	Height: 14m	Width: 13m	TPZ: 2.9m
Crown class: Symmetrical	Health: Dormant	Structure: Fair-Poor	ULE: 21-30
COM ID: 1025001	Comments: Reassess in spring. Multiple attachments 5m		
<b>Tree - CS003</b>		<b><i>Platanus xacerifolia</i> , London Plane</b>	
Origin: Exotic	Type: Deciduous Broadleaf	Age: Semi-mature	
DBH: 28	Height: 15m	Width: 11m	TPZ: 3.4m
Crown class: Symmetrical	Health: Dormant	Structure: Fair	ULE: 21-30
COM ID: 1024999	Comments: Reassess in spring. Slight growth lean to east. Pruned heavily to west for building		
<b>Tree - CS004</b>		<b><i>Platanus xacerifolia</i> , London Plane</b>	
Origin: Exotic	Type: Deciduous Broadleaf	Age: Semi-mature	
DBH: 27	Height: 14m	Width: 13m	TPZ: 3.2m
Crown class: Symmetrical	Health: Dormant	Structure: Fair	ULE: 31-60
COM ID: 1025004	Comments: Codominant from 4m. reassess in spring. Slight growth lean to west.		
<b>Tree - CS005</b>		<b><i>Platanus xacerifolia</i> , London Plane</b>	
Origin: Exotic	Type: Deciduous Broadleaf	Age: Mature	
DBH: 29	Height: 14m	Width: 11m	TPZ: 3.5m
Crown class: Symmetrical	Health: Dormant	Structure: Fair	ULE: 21-30
COM ID: 1025002	Comments: Reassess in spring. Slight growth lean to west		
<b>Tree - CS006</b>		<b><i>Platanus xacerifolia</i> , London Plane</b>	
Origin: Exotic	Type: Deciduous Broadleaf	Age: Semi-mature	
DBH: 35	Height: 16m	Width: 14m	TPZ: 4.2m
Crown class: Symmetrical	Health: Dormant	Structure: Fair	ULE: 21-30
COM ID: 1025000	Comments:		
<b>Tree - CS007</b>		<b><i>Platanus xacerifolia</i> , London Plane</b>	
Origin: Exotic	Type: Deciduous Broadleaf	Age: Semi-mature	
DBH: 24 Estimate	Height: 19m	Width: 9m	TPZ: 2.9m
Crown class: Asymmetrical	Health: Dead	Structure: Fair-Poor	ULE: 11-20
COM ID: 1025133	Comments: Can't measure DBH - scaffolding. Clearance pruned to north. Growth lean to south. Reassess spring		
<b>Tree - CS008</b>		<b><i>Platanus xacerifolia</i> , London Plane</b>	
Origin: Exotic	Type: Deciduous Broadleaf	Age: Semi-mature	
DBH: 28	Height: 17m	Width: 14m	TPZ: 3.4m
Crown class: Symmetrical	Health: Dormant	Structure: Fair-Good	ULE: 21-30
COM ID: 1025134	Comments: Slight growth lean to south. Reassess spring		

<b>Tree - CS009</b>		<b><i>Platanus xacerifolia</i> , London Plane</b>	
Origin: Exotic	Type: Deciduous Broadleaf	Age: Semi-mature	
DBH: 25	Height: 16m	Width: 17m	TPZ: 3m
Crown class: Symmetrical	Health: Dormant	Structure: Fair	ULE: 21-30
COM ID: 1025135	Comments: Slight growth lean to south. Reassess spring.		
<b>Tree - CS010</b>		<b><i>Platanus xacerifolia</i> , London Plane</b>	
Origin: Exotic	Type: Deciduous Broadleaf	Age: Semi-mature	
DBH: 22	Height: 16m	Width: 13m	TPZ: 2.6m
Crown class: Symmetrical	Health: Dormant	Structure: Fair	ULE: 6-10
COM ID: 1025136	Comments: smaller canopy than neighbouring trees. Slight growth lean to south		
<b>Tree - CS011</b>		<b><i>Platanus xacerifolia</i> , London Plane</b>	
Origin: Exotic	Type: Deciduous Broadleaf	Age: Semi-mature	
DBH: 42	Height: 17m	Width: 16m	TPZ: 5m
Crown class: Symmetrical	Health: Dormant	Structure: Fair-Poor	ULE: 11-20
COM ID: 1025137	Comments: Pronounced growth lean to south.		
<b>Tree - CS012</b>		<b><i>Platanus xacerifolia</i> , London Plane</b>	
Origin: Exotic	Type: Deciduous Broadleaf	Age: Semi-mature	
DBH: 21	Height: 14m	Width: 9m	TPZ: 2.5m
Crown class: Symmetrical	Health: Fair-Poor	Structure: Fair	ULE: 21-30
COM ID: 1025138	Comments: Slight growth lean to south. Codominant from 7m.		
<b>Tree - CS013</b>		<b><i>Platanus xacerifolia</i> , London Plane</b>	
Origin: Exotic	Type: Deciduous Broadleaf	Age: Semi-mature	
DBH: 20	Height: 13m	Width: 12m	TPZ: 2.4m
Crown class: Symmetrical	Health: Dormant	Structure: Fair	ULE: 11-20
COM ID: 1025139	Comments: Reassess in spring. Slight growth lean to south.		
<b>Tree - CS014</b>		<b><i>Platanus xacerifolia</i> , London Plane</b>	
Origin: Exotic	Type: Deciduous Broadleaf	Age: Semi-mature	
DBH: 24	Height: 15m	Width: 14m	TPZ: 2.9m
Crown class: Symmetrical	Health: Dormant	Structure: Fair-Good	ULE: 11-20
COM ID: 1025140	Comments: Reassess in spring. Slight growth lean to south		
<b>Tree - CS015</b>		<b><i>Platanus xacerifolia</i> , London Plane</b>	
Origin: Exotic	Type: Deciduous Broadleaf	Age: Semi-mature	
DBH: 54	Height: 21m	Width: 20m	TPZ: 6.5m
Crown class: Symmetrical	Health: Dormant	Structure: Fair	ULE: 21-30
COM ID: 1025153	Comments: Infrastructure strapped to trunk. Reassess in spring.		
<b>Tree - CS016</b>		<b><i>Platanus xacerifolia</i> , London Plane</b>	
Origin: Exotic	Type: Deciduous Broadleaf	Age: Semi-mature	
DBH: 39	Height: 20m	Width: 17m	TPZ: 4.7m
Crown class: Symmetrical	Health: Dormant	Structure: Fair	ULE: 21-30
COM ID: 1025154	Comments: Reassess in spring. Infrastructure strapped to trunk.		



<b>Tree - CS017</b>		<b><i>Platanus xacerifolia</i> , London Plane</b>	
Origin: Exotic	Type: Deciduous Broadleaf	Age: Mature	
DBH: 58	Height: 24m	Width: 20m	TPZ: 7m
Crown class: Symmetrical	Health: Dormant	Structure: Fair	ULE: 11-20
COM ID: 1025147	Comments: Codominant from 7m. Large bulbous root plate outgrowing cut-out.		
<b>Tree - CS018</b>		<b><i>Platanus xacerifolia</i> , London Plane</b>	
Origin: Exotic	Type: Deciduous Broadleaf	Age: Juvenile	
DBH: 7	Height: 7m	Width: 1m	TPZ: 2.0m
Crown class: Symmetrical	Health: Dormant	Structure: Fair-Good	ULE: 0
COM ID: 1025146	Comments: Appears to be in very poor health. Small, high uplifted canopy.		
<b>Tree - CS019</b>		<b><i>Platanus xacerifolia</i> , London Plane</b>	
Origin: Exotic	Type: Deciduous Broadleaf	Age: Mature	
DBH: 56	Height: 24m	Width: 18m	TPZ: 6.7m
Crown class: Symmetrical	Health: Dormant	Structure: Fair	ULE: 11-20
COM ID: 1025145	Comments: Growth lean to north. Large, bulbous root plate outgrowing cut-out.		
<b>Tree - CS020</b>		<b><i>Platanus xacerifolia</i> , London Plane</b>	
Origin: Exotic	Type: Deciduous Broadleaf	Age: Semi-mature	
DBH: 25	Height: 16m	Width: 7m	TPZ: 3m
Crown class: Intermediate	Health: Fair-Poor	Structure: Fair	ULE: 21-30
COM ID: 1025144	Comments: Slight asymmetry to north due to building.		
<b>Tree - CS021</b>		<b><i>Platanus xacerifolia</i> , London Plane</b>	
Origin: Exotic	Type: Deciduous Broadleaf	Age: Mature	
DBH: 51	Height: 21m	Width: 13m	TPZ: 6.1m
Crown class: Symmetrical	Health: Dormant	Structure: Fair-Poor	ULE: 11-20
COM ID: 1025143	Comments: Multiple attachments 1.8m. Swelling on north and south of trunk at base of attachments		
<b>Tree - CS022</b>		<b><i>Platanus xacerifolia</i> , London Plane</b>	
Origin: Exotic	Type: Deciduous Broadleaf	Age: Semi-mature	
DBH: 26	Height: 15m	Width: 11m	TPZ: 3.1m
Crown class: Symmetrical	Health: Dormant	Structure: Fair	ULE: 21-30
COM ID: 1025142	Comments: Slight growth lean to north.		
<b>Tree - CS023</b>		<b><i>Platanus xacerifolia</i> , London Plane</b>	
Origin: Exotic	Type: Deciduous Broadleaf	Age: Semi-mature	
DBH: 23	Height: 13m	Width: 11m	TPZ: 2.8m
Crown class: Symmetrical	Health: Dormant	Structure: Fair-Poor	ULE: 11-20
COM ID: 1025141	Comments: Reassess in spring. Codominant from 4m. Slight growth lean to north.		
<b>Tree - CS024</b>		<b><i>Platanus xacerifolia</i> , London Plane</b>	
Origin: Exotic	Type: Deciduous Broadleaf	Age:	
DBH: 0	Height: 0m	Width: 0m	TPZ: m
Crown class:	Health:	Structure:	ULE:
COM ID: 1518525	Comments: tree missing		

<b>Tree - CS025</b>		<b><i>Platanus orientalis</i> 'Digitata', Cyprian Plane</b>	
Origin: Exotic	Type: Deciduous Broadleaf	Age: Juvenile	
DBH: 2	Height: 2m	Width: 1m	TPZ: 2.0m
Crown class: Symmetrical	Health: Dormant	Structure: Fair	ULE: 1-5
COM ID: 1534024	Comments: Numerous broken lower branches. Exposed roots		
<b>Tree - CS026</b>		<b><i>Ulmus sp.</i> , Elm</b>	
Origin: Exotic	Type: Deciduous Broadleaf	Age: Mature	
DBH: 82 Measured low	Height: 19m	Width: 22m	TPZ: 9.8m
Crown class: Symmetrical	Health: Dormant	Structure: Fair-Poor	ULE: 6-10
COM ID: 1062256	Comments: Reassess in spring. Multiple attachments 2m. Decay in pruning wound. Slime flux.		
<b>Tree - CS027</b>		<b><i>Platanus xacerifolia</i> , London Plane</b>	
Origin: Exotic	Type: Deciduous Broadleaf	Age: Semi-mature	
DBH: 23	Height: 11m	Width: 6m	TPZ: 2.8m
Crown class: Symmetrical	Health: Dormant	Structure: Fair	ULE: 21-30
COM ID: 1061664	Comments: reassess in spring		
<b>Tree - CS028</b>		<b><i>Corymbia maculata</i> , Spotted Gum</b>	
Origin: Victoria	Type: Evergreen Broadleaf	Age: Semi-mature	
DBH: 11	Height: 7m	Width: 3m	TPZ: 2.0m
Crown class: Symmetrical	Health: Fair	Structure: Fair-Poor	ULE: 21-30
COM ID: 1061665	Comments: Apical dominance lost 4m. Damage to lower trunk. Uplifted canopy		
<b>Tree - CS029</b>		<b><i>Corymbia maculata</i> , Spotted Gum</b>	
Origin: Victoria	Type: Evergreen Broadleaf	Age:	
DBH: 0	Height: 0m	Width: 0m	TPZ: m
Crown class:	Health:	Structure:	ULE:
COM ID: 1518868	Comments: double number (replaced)		
<b>Tree - CS030</b>		<b><i>Corymbia maculata</i> , Spotted Gum</b>	
Origin: Victoria	Type: Evergreen Broadleaf	Age:	
DBH:	Height: 0m	Width: 0m	TPZ: m
Crown class:	Health:	Structure:	ULE:
COM ID: 1061667	Comments: tree missing		
<b>Tree - CS031</b>		<b><i>Corymbia maculata</i> , Spotted Gum</b>	
Origin: Victoria	Type: Evergreen Broadleaf	Age:	
DBH:	Height: 0m	Width: 0m	TPZ: m
Crown class:	Health:	Structure:	ULE:
COM ID: 1065414	Comments: tree missing		
<b>Tree - CS032</b>		<b><i>Corymbia maculata</i> , Spotted Gum</b>	
Origin: Victoria	Type: Evergreen Broadleaf	Age: Semi-mature	
DBH: 28	Height: 19m	Width: 9m	TPZ: 3.4m
Crown class: Symmetrical	Health: Fair	Structure: Fair-Good	ULE: 31-60
COM ID: 1519861	Comments:		

<b>Tree - CS033</b>		<b><i>Corymbia maculata</i> , Spotted Gum</b>	
Origin: Victoria	Type: Evergreen Broadleaf	Age: Semi-mature	
DBH: 23	Height: 20m	Width: 14m	TPZ: 2.8m
Crown class: Symmetrical	Health: Fair	Structure: Fair	ULE: 31-60
COM ID: 1063764	Comments: Slight kink in trunk at 3m.		
<b>Tree - CS034</b>		<b><i>Corymbia maculata</i> , Spotted Gum</b>	
Origin: Victoria	Type: Evergreen Broadleaf	Age: Semi-mature	
DBH: 14	Height: 0m	Width: 0m	TPZ: 2.0m
Crown class: Symmetrical	Health: Fair	Structure: Fair-Poor	ULE: 6-10
COM ID: 1061670	Comments: Apical dominance lost 8m.		
<b>Tree - CS035</b>		<b><i>Platanus xacerifolia</i> , London Plane</b>	
Origin: Exotic	Type: Deciduous Broadleaf	Age: Semi-mature	
DBH: 28	Height: 16m	Width: 14m	TPZ: 3.4m
Crown class: Symmetrical	Health: Dormant	Structure: Fair	ULE: 21-30
COM ID: 1024936	Comments: Slight growth lean to east		
<b>Tree - CS036</b>		<b><i>Platanus xacerifolia</i> , London Plane</b>	
Origin: Exotic	Type: Deciduous Broadleaf	Age: Semi-mature	
DBH: 32	Height: 17m	Width: 15m	TPZ: 3.8m
Crown class: Symmetrical	Health: Dormant	Structure: Fair	ULE: 21-30
COM ID: 1024935	Comments: codominant from 5m		
<b>Tree - CS037</b>		<b><i>Platanus xacerifolia</i> , London Plane</b>	
Origin: Exotic	Type: Deciduous Broadleaf	Age: Semi-mature	
DBH: 33	Height: 16m	Width: 15m	TPZ: 4m
Crown class: Symmetrical	Health: Dormant	Structure: Fair	ULE: 21-30
COM ID: 1024928	Comments: reassess in spring. Slight growth lean to east		
<b>Tree - CS038</b>		<b><i>Platanus xacerifolia</i> , London Plane</b>	
Origin: Exotic	Type: Deciduous Broadleaf	Age: Semi-mature	
DBH: 27	Height: 14m	Width: 13m	TPZ: 3.2m
Crown class: Symmetrical	Health: Dormant	Structure: Fair	ULE: 21-30
COM ID: 1024927	Comments: reassess in spring		
<b>Tree - CS039</b>		<b><i>Platanus xacerifolia</i> , London Plane</b>	
Origin: Exotic	Type: Deciduous Broadleaf	Age: Semi-mature	
DBH: 30	Height: 15m	Width: 13m	TPZ: 3.6m
Crown class: Symmetrical	Health: Dormant	Structure: Fair	ULE: 21-30
COM ID: 1024926	Comments: reassess in spring. Slight growth ltlean to east.		
<b>Tree - CS040</b>		<b><i>Platanus xacerifolia</i> , London Plane</b>	
Origin: Exotic	Type: Deciduous Broadleaf	Age: Semi-mature	
DBH: 29	Height: 15m	Width: 11m	TPZ: 3.5m
Crown class: Symmetrical	Health: Dormant	Structure: Fair	ULE: 21-30
COM ID: 1024925	Comments: reassess in spring. Slight growth lean to east.		

<b>Tree - CS041</b>		<b><i>Platanus xacerifolia</i> , London Plane</b>	
Origin: Exotic	Type: Deciduous Broadleaf	Age: Semi-mature	
DBH: 35	Height: 18m	Width: 15m	TPZ: 4.2m
Crown class: Symmetrical	Health: Dormant	Structure: Fair	ULE: 21-30
COM ID: 1024924	Comments: slight growth lean to east.		
<b>Tree - CS042</b>		<b><i>Platanus xacerifolia</i> , London Plane</b>	
Origin: Exotic	Type: Deciduous Broadleaf	Age: Semi-mature	
DBH: 28	Height: 16m	Width: 13m	TPZ: 3.4m
Crown class: Symmetrical	Health: Dormant	Structure: Fair	ULE: 11-20
COM ID: 1024923	Comments: reassess in spring. Slight growth lean to east.		
<b>Tree - CS043</b>		<b><i>Platanus xacerifolia</i> , London Plane</b>	
Origin: Exotic	Type: Deciduous Broadleaf	Age: Semi-mature	
DBH: 38	Height: 20m	Width: 13m	TPZ: 4.6m
Crown class: Intermediate	Health: Dormant	Structure: Fair	ULE: 21-30
COM ID: 1024922	Comments: slight asymmetry and growth lean to east. Multiple attachments at 5m.		
<b>Tree - CS044</b>		<b><i>Platanus xacerifolia</i> , London Plane</b>	
Origin: Exotic	Type: Deciduous Broadleaf	Age: Semi-mature	
DBH: 31	Height: 16m	Width: 16m	TPZ: 3.7m
Crown class: Symmetrical	Health: Dormant	Structure: Fair	ULE: 21-30
COM ID: 1024914	Comments: slight growth lean to east		
<b>Tree - CS045</b>		<b><i>Platanus xacerifolia</i> , London Plane</b>	
Origin: Exotic	Type: Deciduous Broadleaf	Age: Semi-mature	
DBH: 26	Height: 15m	Width: 11m	TPZ: 3.1m
Crown class: Symmetrical	Health: Dormant	Structure: Fair	ULE: 21-30
COM ID: 1024913	Comments: reassess in spring. Slight growth lean to east		
<b>Tree - CS046</b>		<b><i>Platanus xacerifolia</i> , London Plane</b>	
Origin: Exotic	Type: Deciduous Broadleaf	Age: Semi-mature	
DBH: 28	Height: 16m	Width: 14m	TPZ: 3.4m
Crown class: Symmetrical	Health: Fair	Structure: Fair	ULE: 11-20
COM ID: 1024912	Comments: reassess in spring.		
<b>Tree - CS047</b>		<b><i>Platanus xacerifolia</i> , London Plane</b>	
Origin: Exotic	Type: Deciduous Broadleaf	Age: Semi-mature	
DBH: 28	Height: 16m	Width: 15m	TPZ: 3.4m
Crown class: Symmetrical	Health: Dormant	Structure: Fair-Poor	ULE: 11-20
COM ID: 1024911	Comments: multiple attachments at 6m.		
<b>Tree - CS048</b>		<b><i>Platanus xacerifolia</i> , London Plane</b>	
Origin: Exotic	Type: Deciduous Broadleaf	Age: Semi-mature	
DBH: 39	Height: 19m	Width: 18m	TPZ: 4.7m
Crown class: Symmetrical	Health: Dormant	Structure: Fair	ULE: 21-30
COM ID: 1024910	Comments: circling root.		



<b>Tree - CS049</b>		<b><i>Platanus xacerifolia</i> , London Plane</b>	
Origin: Exotic	Type: Deciduous Broadleaf	Age: Semi-mature	
DBH: 32	Height: 16m	Width: 13m	TPZ: 3.8m
Crown class: Symmetrical	Health: Dormant	Structure: Fair-Poor	ULE: 11-20
COM ID: 1024909	Comments: multiple attachments 6m.		
<b>Tree - CS050</b>		<b><i>Platanus xacerifolia</i> , London Plane</b>	
Origin: Exotic	Type: Deciduous Broadleaf	Age: Semi-mature	
DBH: 33	Height: 18m	Width: 13m	TPZ: 4m
Crown class: Symmetrical	Health: Dormant	Structure: Fair	ULE: 11-20
COM ID: 1024908	Comments:		
<b>Tree - CS051</b>		<b><i>Platanus xacerifolia</i> , London Plane</b>	
Origin: Exotic	Type: Deciduous Broadleaf	Age: Semi-mature	
DBH: 22	Height: 12m	Width: 7m	TPZ: 2.6m
Crown class: Symmetrical	Health: Dormant	Structure: Fair	ULE: 11-20
COM ID: 1063761	Comments: reassess in spring. Codominant from 4m.		
<b>Tree - CS052</b>		<b><i>Platanus xacerifolia</i> , London Plane</b>	
Origin: Exotic	Type: Deciduous Broadleaf	Age: Semi-mature	
DBH: 19	Height: 12m	Width: 7m	TPZ: 2.3m
Crown class: Symmetrical	Health: Dormant	Structure: Fair-Poor	ULE: 21-30
COM ID: 1024933	Comments: reassess in spring. Multiple attachmens at 3m.		
<b>Tree - CS053</b>		<b><i>Platanus xacerifolia</i> , London Plane</b>	
Origin: Exotic	Type: Deciduous Broadleaf	Age: Semi-mature	
DBH: 24	Height: 12m	Width: 7m	TPZ: 2.9m
Crown class: Symmetrical	Health: Dormant	Structure: Fair	ULE: 6-10
COM ID: 1061654	Comments: reassess in spring		
<b>Tree - CS054</b>		<b><i>Platanus xacerifolia</i> , London Plane</b>	
Origin: Exotic	Type: Deciduous Broadleaf	Age: Semi-mature	
DBH: 23	Height: 12m	Width: 7m	TPZ: 2.8m
Crown class: Symmetrical	Health: Dormant	Structure: Fair	ULE: 21-30
COM ID: 1024932	Comments: reassess in spring		
<b>Tree - CS055</b>		<b><i>Platanus xacerifolia</i> , London Plane</b>	
Origin: Exotic	Type: Deciduous Broadleaf	Age: Semi-mature	
DBH: 22	Height: 12m	Width: 7m	TPZ: 2.6m
Crown class: Symmetrical	Health: Dormant	Structure: Poor	ULE: 11-20
COM ID: 1061655	Comments: multiple attachments 4m.		
<b>Tree - CS056</b>		<b><i>Platanus xacerifolia</i> , London Plane</b>	
Origin: Exotic	Type: Deciduous Broadleaf	Age: Semi-mature	
DBH: 24	Height: 12m	Width: 7m	TPZ: 2.9m
Crown class: Symmetrical	Health: Dormant	Structure: Fair	ULE: 21-30
COM ID: 1024931	Comments:		

<b>Tree - CS057</b>		<b><i>Platanus xacerifolia</i> , London Plane</b>	
Origin: Exotic	Type: Deciduous Broadleaf	Age: Semi-mature	
DBH: 22	Height: 12m	Width: 7m	TPZ: 2.6m
Crown class: Symmetrical	Health: Dormant	Structure: Fair	ULE: 11-20
COM ID: 1061656	Comments: reassess in spring		
<b>Tree - CS058</b>		<b><i>Platanus xacerifolia</i> , London Plane</b>	
Origin: Exotic	Type: Deciduous Broadleaf	Age: Semi-mature	
DBH: 23	Height: 12m	Width: 7m	TPZ: 2.8m
Crown class: Symmetrical	Health: Dormant	Structure: Fair	ULE: 21-30
COM ID: 1024930	Comments: reassess in spring.		
<b>Tree - CS059</b>		<b><i>Platanus xacerifolia</i> , London Plane</b>	
Origin: Exotic	Type: Deciduous Broadleaf	Age: Semi-mature	
DBH: 25	Height: 12m	Width: 7m	TPZ: 3m
Crown class: Symmetrical	Health: Dormant	Structure: Fair	ULE: 11-20
COM ID: 1358053	Comments: reassess in spring		
<b>Tree - CS060</b>		<b><i>Platanus xacerifolia</i> , London Plane</b>	
Origin: Exotic	Type: Deciduous Broadleaf	Age: Semi-mature	
DBH: 28	Height: 12m	Width: 7m	TPZ: 3.4m
Crown class: Symmetrical	Health: Dormant	Structure: Fair-Poor	ULE: 11-20
COM ID: 1024929	Comments: multiple attachments at 4m		
<b>Tree - CS061</b>		<b><i>Platanus xacerifolia</i> , London Plane</b>	
Origin: Exotic	Type: Deciduous Broadleaf	Age: Semi-mature	
DBH: 19	Height: 11m	Width: 6m	TPZ: 2.3m
Crown class: Symmetrical	Health: Dormant	Structure: Fair	ULE: 11-20
COM ID: 1061658	Comments:		
<b>Tree - CS062</b>		<b><i>Platanus xacerifolia</i> , London Plane</b>	
Origin: Exotic	Type: Deciduous Broadleaf	Age: Semi-mature	
DBH: 19	Height: 11m	Width: 6m	TPZ: 2.3m
Crown class: Symmetrical	Health: Dormant	Structure: Fair	ULE: 21-30
COM ID: 1063762	Comments: reassess in spring		
<b>Tree - CS063</b>		<b><i>Platanus xacerifolia</i> , London Plane</b>	
Origin: Exotic	Type: Deciduous Broadleaf	Age: Semi-mature	
DBH: 19	Height: 11m	Width: 6m	TPZ: 2.3m
Crown class: Symmetrical	Health: Fair	Structure: Fair	ULE: 11-20
COM ID: 1061659	Comments: reassess in spring		
<b>Tree - CS064</b>		<b><i>Platanus xacerifolia</i> , London Plane</b>	
Origin: Exotic	Type: Deciduous Broadleaf	Age: Semi-mature	
DBH: 23	Height: 11m	Width: 6m	TPZ: 2.8m
Crown class: Symmetrical	Health: Dormant	Structure: Fair-Poor	ULE: 21-30
COM ID: 1061662	Comments: reassess in spring. Multiple attachmennts 4m		

<b>Tree - CS065</b>		<b><i>Platanus xacerifolia</i> , London Plane</b>	
Origin: Exotic	Type: Deciduous Broadleaf	Age: Semi-mature	
DBH: 26	Height: 11m	Width: 6m	TPZ: 3.1m
Crown class: Symmetrical	Health: Dormant	Structure: Fair	ULE: 21-30
COM ID: 1061660	Comments: reassess in spring		
<b>Tree - CS066</b>		<b><i>Platanus xacerifolia</i> , London Plane</b>	
Origin: Exotic	Type: Deciduous Broadleaf	Age: Semi-mature	
DBH: 29	Height: 12m	Width: 67m	TPZ: 3.5m
Crown class: Symmetrical	Health: Dormant	Structure: Fair	ULE: 21-30
COM ID: 1061663	Comments: Reassess in spring		
<b>Tree - CS067</b>		<b><i>Platanus xacerifolia</i> , London Plane</b>	
Origin: Exotic	Type: Deciduous Broadleaf	Age: Mature	
DBH: 28	Height: 12m	Width: 7m	TPZ: 3.4m
Crown class: Symmetrical	Health: Dormant	Structure: Fair	ULE: 21-30
COM ID: 1061661	Comments: Reassess in spring		
<b>Tree - CS068</b>		<b><i>Platanus xacerifolia</i> , London Plane</b>	
Origin: Exotic	Type: Deciduous Broadleaf	Age: Semi-mature	
DBH: 28	Height: 12m	Width: 7m	TPZ: 3.4m
Crown class: Symmetrical	Health: Dormant	Structure: Fair	ULE: 21-30
COM ID: 1358054	Comments: Reassess ULE in spring.		
<b>Tree - CS069</b>		<b><i>Platanus xacerifolia</i> , London Plane</b>	
Origin: Exotic	Type: Deciduous Broadleaf	Age: Semi-mature	
DBH: 41	Height: 17m	Width: 15m	TPZ: 4.9m
Crown class: Symmetrical	Health: Dormant	Structure: Fair-Poor	ULE: 11-20
COM ID: 1024915	Comments: Multiple attachments at 6m.		
<b>Tree - CS070</b>		<b><i>Platanus xacerifolia</i> , London Plane</b>	
Origin: Exotic	Type: Deciduous Broadleaf	Age: Semi-mature	
DBH: 36	Height: 16m	Width: 14m	TPZ: 4.3m
Crown class: Symmetrical	Health: Dormant	Structure: Fair	ULE: 21-30
COM ID: 1024916	Comments: Reassess ULE in spring.		
<b>Tree - CS071</b>		<b><i>Platanus xacerifolia</i> , London Plane</b>	
Origin: Exotic	Type: Deciduous Broadleaf	Age: Semi-mature	
DBH: 36	Height: 16m	Width: 14m	TPZ: 4.3m
Crown class: Symmetrical	Health: Dormant	Structure: Fair	ULE: 11-20
COM ID: 1024917	Comments:		
<b>Tree - CS072</b>		<b><i>Platanus xacerifolia</i> , London Plane</b>	
Origin: Exotic	Type: Deciduous Broadleaf	Age: Semi-mature	
DBH: 40	Height: 16m	Width: 14m	TPZ: 4.8m
Crown class: Symmetrical	Health: Dormant	Structure: Fair	ULE: 21-30
COM ID: 1024918	Comments: Reassess ULE in spring.		

<b>Tree - CS073</b>		<b><i>Platanus xacerifolia</i> , London Plane</b>	
Origin: Exotic	Type: Deciduous Broadleaf		Age: Semi-mature
DBH: 24	Height: 13m	Width: 11m	TPZ: 2.9m
Crown class: Symmetrical	Health: Dormant	Structure: Fair	ULE: 21-30
COM ID: 1061675	Comments: Reassess ULE in spring.		
<b>Tree - CS074</b>		<b><i>Platanus xacerifolia</i> , London Plane</b>	
Origin: Exotic	Type: Deciduous Broadleaf		Age: Semi-mature
DBH: 38	Height: 13m	Width: 11m	TPZ: 4.6m
Crown class: Symmetrical	Health: Dormant	Structure: Fair	ULE: 21-30
COM ID: 1024920	Comments: Reassess ULE in spring.		
<b>Tree - CS075</b>		<b><i>Platanus xacerifolia</i> , London Plane</b>	
Origin: Exotic	Type: Deciduous Broadleaf		Age: Semi-mature
DBH: 48	Height: 17m	Width: 14m	TPZ: 5.8m
Crown class: Symmetrical	Health: Dormant	Structure: Fair	ULE: 21-30
COM ID: 1024921	Comments:		
<b>Tree - CS076</b>		<b><i>Syzygium smithii</i> , Lilly Pilly</b>	
Origin: Victoria	Type: Evergreen Broadleaf		Age: Mature
DBH: 46 Measured low	Height: 10m	Width: 8m	TPZ: 5.5m
Crown class: Symmetrical	Health: Fair	Structure: Fair-Poor	ULE: 11-20
COM ID: 1041152	Comments: Codominant from 1m with narrow union. Small deadwood. Swelling at base of union. Burls on scaffolds.		
<b>Tree - CS077</b>		<b><i>Corymbia maculata</i> , Spotted Gum</b>	
Origin: Victoria	Type: Evergreen Broadleaf		Age: Semi-mature
DBH: 25 Estimate	Height: 16m	Width: 8m	TPZ: 3m
Crown class: Symmetrical	Health: Fair-Good	Structure: Fair	SULE: 31-60
COM ID: 1065415	Comments: Slightly sparse, poor branch taper		
<b>Tree - CS078</b>		<b><i>Corymbia maculata</i> , Spotted Gum</b>	
Origin: Victoria	Type: Evergreen Broadleaf		Age: Semi-mature
DBH: 15	Height: 13m	Width: 16m	TPZ: 2.0m
Crown class: Suppressed	Health: Fair-Good	Structure: Fair	SULE: 11-20
COM ID: 1061672	Comments: Sparse canopy. Co-dominant and suppressed		
<b>Tree - CS079</b>		<b><i>Corymbia maculata</i> , Spotted Gum</b>	
Origin: Victoria	Type: Evergreen Broadleaf		Age: Semi-mature
DBH: 23	Height: 14m	Width: 11m	TPZ: 2.8m
Crown class: Asymmetrical	Health: Fair	Structure: Fair	SULE: 31-60
COM ID: 1061674	Comments: Co-dominant stem, irregular form.		
<b>Tree - CS080</b>		<b><i>Corymbia maculata</i> , Spotted Gum</b>	
Origin: Victoria	Type: Evergreen Broadleaf		Age: Semi-mature
DBH: 26	Height: 18m	Width: 10m	TPZ: 3.1m
Crown class: Symmetrical	Health: Fair-Good	Structure: Fair	SULE: 31-60
COM ID: 1061673	Comments: Sparse lower canopy. Poor branch taper.		





JOHN PATRICK PTY LTD  
324 Victoria Street,  
Richmond, VIC 3121  
T +61 3 9429 4855  
F +61 3 9429 8211  
admin@johnpatrick.com.au  
www.johnpatrick.com.au

CLIENT  
**MELBOURNE METRO**  
  
PROJECT  
**MELBOURNE METRO  
RAIL PROJECT**

DRAWING  
**DOMAIN (1)**



SCALE 1:1250 @A4  
DATE NOV 2015  
DRAWN MF  
CHECKED SH  
JOB NO 15-280  
DWG NO TS16  
CAD FILE 15-280 L-TS01

**COPYRIGHT**  
This drawing must not be  
copied in whole or in part  
without the written consent  
of JOHN PATRICK Pty Ltd.  
  
**PLEASE NOTE**  
The contractor must verify all  
dimensions on site before  
commencing any work or  
preparing any shop drawings.  
Do not scale off drawings.





<b>Tree - DN001</b>		<b><i>Liquidambar styraciflua</i> , Liquidamber</b>	
Origin: Exotic	Type: Deciduous Broadleaf		Age: Mature
DBH: 67	Height: 16m	Width: 10m	TPZ: 8m
Crown class: Symmetrical	Health: Dormant	Structure: Fair-Poor	SULE: 6-10
COM ID: 1034171	Comments: Branches and scaffolds lopped. Possible deadwood - reasses in spring		
<b>Tree - DN002</b>		<b><i>Liquidambar styraciflua</i> , Liquidamber</b>	
Origin: Exotic	Type: Deciduous Broadleaf		Age: Semi-mature
DBH: 14 Estimate	Height: 7m	Width: 5m	TPZ: 2.0m
Crown class: Symmetrical	Health: Dormant	Structure: Fair	SULE: 31-60
COM ID: 1286895	Comments: Developing tree		
<b>Tree - DN003</b>		<b><i>Liquidambar styraciflua</i> , Liquidamber</b>	
Origin: Exotic	Type: Deciduous Broadleaf		Age: Mature
DBH: 73	Height: 20m	Width: 18m	TPZ: 8.8m
Crown class: Symmetrical	Health: Dormant	Structure: Fair	SULE: 21-30
COM ID: 1034173	Comments: Multistemmed from 10m		
<b>Tree - DN004</b>		<b><i>Liquidambar styraciflua</i> , Liquidamber</b>	
Origin: Exotic	Type: Deciduous Broadleaf		Age: Semi-mature
DBH: 29 Measured low	Height: 9m	Width: 7m	TPZ: 3.5m
Crown class: Symmetrical	Health: Dormant	Structure: Fair	SULE: 31-60
COM ID: 1440234	Comments: Developing tree		
<b>Tree - DN005</b>		<b><i>Phoenix canariensis</i> , Canary Island Date Palm</b>	
Origin: Exotic	Type: Evergreen Palm		Age: Mature
DBH: 76	Height: 18m	Width: 8m	TPZ: 5.0m
Crown class: Symmetrical	Health: Fair	Structure: Good	SULE: 31-60
COM ID: 1030653	Comments:		
<b>Tree - DN006</b>		<b><i>Phoenix canariensis</i> , Canary Island Date Palm</b>	
Origin: Exotic	Type: Evergreen Palm		Age: Mature
DBH: 76	Height: 16m	Width: 7m	TPZ: 4.5m
Crown class: Symmetrical	Health: Fair	Structure: Good	SULE: 31-60
COM ID: 1030652	Comments:		
<b>Tree - DN007</b>		<b><i>Phoenix canariensis</i> , Canary Island Date Palm</b>	
Origin: Exotic	Type: Evergreen Palm		Age: Mature
DBH: 77	Height: 17m	Width: 7m	TPZ: 4.5m
Crown class: Symmetrical	Health: Fair	Structure: Good	SULE: 31-60
COM ID: 1030651	Comments:		
<b>Tree - DN008</b>		<b><i>Phoenix canariensis</i> , Canary Island Date Palm</b>	
Origin: Exotic	Type: Evergreen Palm		Age: Mature
DBH: 77	Height: 16m	Width: 6m	TPZ: 4.0m
Crown class: Symmetrical	Health: Fair	Structure: Good	SULE: 11-20
COM ID: 1440716	Comments: Canopy smaller than trees to north		

<b>Tree - DN009</b>		<b><i>Phoenix canariensis</i> , Canary Island Date Palm</b>	
Origin: Exotic	Type: Evergreen Palm		Age: Mature
DBH: 69	Height: 15m	Width: 6m	TPZ: 4.0m
Crown class: Symmetrical	Health: Fair	Structure: Good	SULE: 6-10
COM ID: 1440717	Comments: Small, less dense crown than others in row		
<b>Tree - DN010</b>		<b><i>Quercus robur</i> , English Oak</b>	
Origin: Exotic	Type: Deciduous Broadleaf		Age: Juvenile
DBH: 20	Height: 7m	Width: 8m	TPZ: 2.4m
Crown class: Symmetrical	Health: Dormant	Structure: Fair-Poor	SULE: 60+
COM ID: 1357477	Comments: Multiple attachments at 4m.		
<b>Tree - DN011</b>		<b><i>Cedrus atlantica</i> , Atlas Cedar</b>	
Origin: Exotic	Type: Evergreen Conifer		Age: Over mature
DBH: 86	Height: 25m	Width: 15m	TPZ: 10.3m
Crown class: Symmetrical	Health: Fair-Poor	Structure: Fair-Poor	SULE: 1-5
COM ID: 1033830	Comments: Codominant from 7m with narrow union and secondary branch growing in union. High, sparse canopy.		
<b>Tree - DN012</b>		<b><i>Phoenix canariensis</i> , Canary Island Date Palm</b>	
Origin: Exotic	Type: Evergreen Palm		Age: Mature
DBH: 82	Height: 16m	Width: 7m	TPZ: 9.8m
Crown class: Symmetrical	Health: Fair	Structure: Fair-Good	SULE: 21-30
COM ID: 1033831	Comments: Growth lean to north. Possum guarded.		
<b>Tree - DN013</b>		<b><i>Archontophoenix cunninghamiana</i> , Bangalow Palm</b>	
Origin: Australian Native	Type: Evergreen Palm		Age: Mature
DBH: 62	Height: 12m	Width: 4m	TPZ: 7.4m
Crown class: Symmetrical	Health: Fair	Structure: Fair	SULE: 31-60
COM ID: 1033895	Comments: Number of dead fronds skirting stem.		
<b>Tree - DN014</b>		<b><i>Corymbia citriodora</i> , Lemon-scented Gum</b>	
Origin: Australian Native	Type: Evergreen Broadleaf		Age: Semi-mature
DBH: 26	Height: 15m	Width: 9m	TPZ: 3.1m
Crown class: Symmetrical	Health: Fair	Structure: Fair	SULE: 60+
COM ID: 1068956	Comments: Starting to exhibit elongated branches typical of taxon.		
<b>Tree - DN015</b>		<b><i>Schinus areira</i> , Peppercorn Tree</b>	
Origin: Exotic	Type: Evergreen Broadleaf		Age: Mature
DBH: 86	Height: 13m	Width: 16m	TPZ: 10.3m
Crown class: Asymmetrical	Health: Fair	Structure: Poor	SULE: 31-60
COM ID: 1033865	Comments: Growing mostly to west due to neighbouring elm. Codominant from 2m with eastern scaffold suppressed.		
<b>Tree - DN016</b>		<b><i>Ulmus procera</i> , English Elm</b>	
Origin: Exotic	Type: Deciduous Broadleaf		Age: Mature
DBH: 82	Height: 17m	Width: 15m	TPZ: 9.8m
Crown class: Symmetrical	Health: Dormant	Structure: Fair-Poor	SULE: 6-10
COM ID: 1033866	Comments: Evidence of branch failures/pruning. Decay in wounds. Large scar on lower trunk.		



<b>Tree - DN017</b>		<b><i>Corymbia maculata</i> , Spotted Gum</b>	
Origin: Victoria	Type: Evergreen Broadleaf	Age: Mature	
DBH: 125 Estimate	Height: 25m	Width: 20m	TPZ: 15m
Crown class: Asymmetrical	Health: Fair-Good	Structure: Fair-Poor	SULE: 21-30
COM ID: 1357475	Comments: Majority of canopy to east with extended branches (suppressed due to neighbouring palm). Possum guard fallen off.		
<b>Tree - DN018</b>		<b><i>Tilia cordata</i> , Small-leaved Linden</b>	
Origin: Exotic	Type: Deciduous Broadleaf	Age: Juvenile	
DBH: 3	Height: 3m	Width: 1m	TPZ: 2.0m
Crown class: Symmetrical	Health: Dormant	Structure: Fair-Good	SULE: 60+
COM ID: 1493860	Comments: Smaller than other trees in "avenue" - new planting?		
<b>Tree - DN019</b>		<b><i>Tilia cordata</i> , Small-leaved Linden</b>	
Origin: Exotic	Type: Deciduous Broadleaf	Age: Juvenile	
DBH: 12, 8	Height: 5m	Width: 3m	TPZ: 2.0m
Crown class: Symmetrical	Health: Dormant	Structure: Fair	SULE: 31-60
COM ID: 1517829	Comments: Slight growth lean to east. Exposed root - has been cut.		
<b>Tree - DN020</b>		<b><i>Tilia cordata</i> , Small-leaved Linden</b>	
Origin: Exotic	Type: Deciduous Broadleaf	Age: Juvenile	
DBH: 9	Height: 5m	Width: 3m	TPZ: 2.0m
Crown class: Symmetrical	Health: Dormant	Structure: Fair	SULE: 60+
COM ID: 1068950	Comments: Uplifted canopy. Girdling root.		
<b>Tree - DN021</b>		<b><i>Tilia cordata</i> , Small-leaved Linden</b>	
Origin: Exotic	Type: Deciduous Broadleaf	Age: Juvenile	
DBH: 11	Height: 7m	Width: 3m	TPZ: 2.0m
Crown class: Symmetrical	Health: Dormant	Structure: Fair	SULE: 60+
COM ID: 1068959	Comments: Codominant from 3m.		
<b>Tree - DN022</b>		<b><i>Tilia cordata</i> , Small-leaved Linden</b>	
Origin: Exotic	Type: Deciduous Broadleaf	Age: Juvenile	
DBH: 10	Height: 4m	Width: 3m	TPZ: 2.0m
Crown class: Symmetrical	Health: Dormant	Structure: Fair-Poor	SULE: 1-5
COM ID: 1068958	Comments: Growth lean towards building with uneven branch growth. Suckering at base. Wound at base with bark cracking/delaminating.		
<b>Tree - DN023</b>		<b><i>Tilia cordata</i> , Small-leaved Linden</b>	
Origin: Exotic	Type: Deciduous Broadleaf	Age: Juvenile	
DBH: 11	Height: 6m	Width: 3m	TPZ: 2.0m
Crown class: Symmetrical	Health: Dormant	Structure: Fair-Good	SULE: 60+
COM ID: 1286046	Comments: Developing tree		
<b>Tree - DN024</b>		<b><i>Corymbia citriodora</i> , Lemon-scented Gum</b>	
Origin: Australian Native	Type: Evergreen Broadleaf	Age: Semi-mature	
DBH: 12	Height: 7m	Width: 4m	TPZ: 2.0m
Crown class: Symmetrical	Health: Fair-Poor	Structure: Fair	SULE: 6-10
COM ID: 1494592	Comments: Psyllid activity. Leaves yellow/brown		

<b>Tree - DN025</b>		<b><i>Tilia cordata</i> , Small-leaved Linden</b>	
Origin: Exotic	Type: Deciduous Broadleaf	Age:	
DBH: 0	Height: 0m	Width: 0m	TPZ: m
Crown class:	Health:	Structure:	SULE:
COM ID: 1508535	Comments: Tree missing		
<b>Tree - DN026</b>		<b><i>Tilia cordata</i> , Small-leaved Linden</b>	
Origin: Exotic	Type: Deciduous Broadleaf	Age:	
DBH: 0	Height: 0m	Width: 0m	TPZ: m
Crown class:	Health:	Structure:	SULE:
COM ID: 1518841	Comments: Tree missing		
<b>Tree - DN027</b>		<b><i>Quercus robur</i> , English Oak</b>	
Origin: Exotic	Type: Deciduous Broadleaf	Age: Juvenile	
DBH: 4	Height: 3m	Width: 1m	TPZ: 2.0m
Crown class: Symmetrical	Health: Dormant	Structure: Fair	SULE: 60+
COM ID: 1512781	Comments: Top of tree leaning to east		
<b>Tree - DN028</b>		<b><i>Phoenix canariensis</i> , Canary Island Date Palm</b>	
Origin: Exotic	Type: Evergreen Palm	Age: Mature	
DBH: 74 Estimate	Height: 16m	Width: 6m	TPZ: 4.0m
Crown class: Symmetrical	Health: Fair	Structure: Good	SULE: 31-60
COM ID: 1033846	Comments:		
<b>Tree - DN029</b>		<b><i>Phoenix canariensis</i> , Canary Island Date Palm</b>	
Origin: Exotic	Type: Evergreen Palm	Age: Mature	
DBH: 81 Estimate	Height: 15m	Width: 5m	TPZ: 3.5m
Crown class: Symmetrical	Health: Fair	Structure: Good	SULE: 31-60
COM ID: 1286422	Comments:		
<b>Tree - DN030</b>		<b><i>Phoenix canariensis</i> , Canary Island Date Palm</b>	
Origin: Exotic	Type: Evergreen Palm	Age: Mature	
DBH: 73 Estimate	Height: 18m	Width: 6m	TPZ: 4.0m
Crown class: Symmetrical	Health: Fair	Structure: Good	SULE: 31-60
COM ID: 1033849	Comments:		
<b>Tree - DN031</b>		<b><i>Phoenix canariensis</i> , Canary Island Date Palm</b>	
Origin: Exotic	Type: Evergreen Palm	Age: Mature	
DBH: 82	Height: 17m	Width: 6m	TPZ: 4.0m
Crown class: Symmetrical	Health: Fair	Structure: Good	SULE: 31-60
COM ID: 1033850	Comments:		
<b>Tree - DN032</b>		<b><i>Phoenix canariensis</i> , Canary Island Date Palm</b>	
Origin: Exotic	Type: Evergreen Palm	Age: Mature	
DBH: 70	Height: 18m	Width: 6m	TPZ: 4.0m
Crown class: Symmetrical	Health: Fair	Structure: Good	SULE: 31-60
COM ID: 1033851	Comments:		

<b>Tree - DN033</b>		<b><i>Phoenix canariensis</i> , Canary Island Date Palm</b>	
Origin: Exotic	Type: Evergreen Palm		Age: Mature
DBH: 71 Estimate	Height: 18m	Width: 6m	TPZ: 4.0m
Crown class: Symmetrical	Health: Fair	Structure: Good	SULE: 31-60
COM ID: 1033852	Comments:		
<b>Tree - DN034</b>		<b><i>Phoenix canariensis</i> , Canary Island Date Palm</b>	
Origin: Exotic	Type: Evergreen Palm		Age: Mature
DBH: 73 Estimate	Height: 17m	Width: 6m	TPZ: 4.0m
Crown class: Symmetrical	Health: Fair	Structure: Good	SULE: 31-60
COM ID: 1033854	Comments:		
<b>Tree - DN035</b>		<b><i>Phoenix canariensis</i> , Canary Island Date Palm</b>	
Origin: Exotic	Type: Evergreen Palm		Age: Mature
DBH: 75 Estimate	Height: 16m	Width: 6m	TPZ: 4.0m
Crown class: Symmetrical	Health: Fair	Structure: Good	SULE: 31-60
COM ID: 1033856	Comments:		
<b>Tree - DN036</b>		<b><i>Ulmus ×hollandica</i> 'Vegeta', Huntingdon Elm</b>	
Origin: Exotic	Type: Deciduous Broadleaf		Age: Mature
DBH: 71	Height: 23m	Width: 18m	TPZ: 8.5m
Crown class: Symmetrical	Health: Dormant	Structure: Fair-Poor	SULE: 11-20
COM ID: 1033701	Comments: Multiple attachments at 6m		
<b>Tree - DN037</b>		<b><i>Ulmus ×hollandica</i> 'Vegeta', Huntingdon Elm</b>	
Origin: Exotic	Type: Deciduous Broadleaf		Age: Mature
DBH: 59	Height: 21m	Width: 16m	TPZ: 7.1m
Crown class: Symmetrical	Health: Dormant	Structure: Fair-Poor	SULE: 6-10
COM ID: 1033702	Comments: Reassess in spring for SULE. Cavity forming in pruning wound.		
<b>Tree - DN038</b>		<b><i>Ulmus ×hollandica</i> , Dutch Elm</b>	
Origin: Exotic	Type: Deciduous Broadleaf		Age: Mature
DBH: 70	Height: 22m	Width: 15m	TPZ: 8.4m
Crown class: Symmetrical	Health: Dormant	Structure: Fair-Poor	SULE: 6-10
COM ID: 1033703	Comments: Large cavity in trunk at 2.5m (south-west).		
<b>Tree - DN039</b>		<b><i>Ulmus ×hollandica</i> 'Vegeta', Huntingdon Elm</b>	
Origin: Exotic	Type: Deciduous Broadleaf		Age: Mature
DBH: 58	Height: 17m	Width: 14m	TPZ: 7m
Crown class: Symmetrical	Health: Dormant	Structure: Fair	SULE: 1-5
COM ID: 1033704	Comments: Reassess in spring for SULE. Multiple attachments at 8m.		
<b>Tree - DN040</b>		<b><i>Ulmus sp.</i> , Elm</b>	
Origin: Exotic	Type: Deciduous Broadleaf		Age: Semi-mature
DBH: 25	Height: 13m	Width: 10m	TPZ: 3m
Crown class: Symmetrical	Health: Dormant	Structure: Fair-Poor	SULE: 11-20
COM ID: 1064218	Comments: Deadwood apparent - reassess in spring for SULE. Newer/smaller tree in row. Multiple attachments at 2.0m		

<b>Tree - DN041</b>		<b><i>Platanus xacerifolia</i> , London Plane</b>	
Origin: Exotic	Type: Deciduous Broadleaf	Age: Mature	
DBH: 79	Height: 23m	Width: 19m	TPZ: 9.5m
Crown class: Intermediate	Health: Dormant	Structure: Fair-Poor	SULE: 1-5
COM ID: 1027613	Comments: Reassess in spring for SULE, Canopy suppressed to east by neighbouring vegetation. Codomiant from 2m with upright scaffolds.		
<b>Tree - DN042</b>		<b><i>Platanus xacerifolia</i> , London Plane</b>	
Origin: Exotic	Type: Deciduous Broadleaf	Age: Mature	
DBH: 77	Height: 22m	Width: 19m	TPZ: 9.2m
Crown class: Intermediate	Health: Dormant	Structure: Fair-Poor	SULE: 6-10
COM ID: 1027614	Comments: Reassess in spring for SULE. Multiple attachments at 1.8m with upright scaffolds. Suppressed to east. Large pruning wound at ubnion of scaffold. Exposed roots.		
<b>Tree - DN043</b>		<b><i>Platanus xacerifolia</i> , London Plane</b>	
Origin: Exotic	Type: Deciduous Broadleaf	Age: Mature	
DBH: 67	Height: 22m	Width: 16m	TPZ: 8m
Crown class: Intermediate	Health: Dormant	Structure: Fair-Poor	SULE: 1-5
COM ID: 1027615	Comments: Reassess in spring for SULE. Canopy suppressed to east. Multiple attachments at 1.8m. Pruning wound at base of eastern scaffold - decay starting to form.		
<b>Tree - DN044</b>		<b><i>Platanus xacerifolia</i> , London Plane</b>	
Origin: Exotic	Type: Deciduous Broadleaf	Age: Mature	
DBH: 86	Height: 23m	Width: 18m	TPZ: 10.3m
Crown class: Intermediate	Health: Dormant	Structure: Fair-Poor	SULE: 11-20
COM ID: 1027616	Comments: Multiple attachments at 1.6m. Canopy suppressed to east. Small cavity @ 1.5m (east) with conk in cavity.		
<b>Tree - DN045</b>		<b><i>Platanus xacerifolia</i> , London Plane</b>	
Origin: Exotic	Type: Deciduous Broadleaf	Age: Mature	
DBH: 76	Height: 19m	Width: 15m	TPZ: 9.1m
Crown class: Intermediate	Health: Dormant	Structure: Fair-Poor	SULE: 11-20
COM ID: 1027617	Comments: Canopy suppressed to east. Multiple attachments at 1.8m. Cavity at 1.5m (east). Decaying branch stub at 1.7m (north).		
<b>Tree - DN046</b>		<b><i>Platanus xacerifolia</i> , London Plane</b>	
Origin: Exotic	Type: Deciduous Broadleaf	Age: Mature	
DBH: 66	Height: 19m	Width: 16m	TPZ: 7.9m
Crown class: Intermediate	Health: Dormant	Structure: Fair-Poor	SULE: 6-10
COM ID: 1027618	Comments: Reassess in spring for SULE. Canopy suppressed to east. Multiple attachments at 1.8m. Cavity at base of unions extending into southern scaffold.		
<b>Tree - DN047</b>		<b><i>Platanus xacerifolia</i> , London Plane</b>	
Origin: Exotic	Type: Deciduous Broadleaf	Age: Mature	
DBH: 59	Height: 20m	Width: 16m	TPZ: 7.1m
Crown class: Symmetrical	Health: Dormant	Structure: Fair-Poor	SULE: 1-5
COM ID: 1027620	Comments: Reassess in spring for SULE. Multiple attachments at 1.8m. Cavity in south-west scaffold.		



<b>Tree - DN048</b>		<b><i>Ulmus xhollandica</i> , Dutch Elm</b>	
Origin: Exotic	Type: Deciduous Broadleaf		Age: Mature
DBH: 86	Height: 24m	Width: 17m	TPZ: 10.3m
Crown class: Symmetrical	Health: Dormant	Structure: Fair	SULE: 21-30
COM ID: 1033707	Comments: Small cavity froming in branch stub.		
<b>Tree - DN049</b>		<b><i>Ulmus glabra</i> 'Lutescens', Golden Wych Elm</b>	
Origin: Exotic	Type: Deciduous Broadleaf		Age: Semi-mature
DBH: 42	Height: 12m	Width: 16m	TPZ: 5m
Crown class: Symmetrical	Health: Dormant	Structure: Fair-Poor	SULE: 1-5
COM ID: 1027678	Comments: Evidence of ELB in fallen leaves. Multiple attachments at 1.7m. Decay in a number of branch stubs throughout the crown. Evidence of major insect activity in south-west scaffold.		
<b>Tree - DN050</b>		<b><i>Ulmus glabra</i> 'Lutescens', Golden Wych Elm</b>	
Origin: Exotic	Type: Deciduous Broadleaf		Age: Semi-mature
DBH: 70	Height: 12m	Width: 17m	TPZ: 8.4m
Crown class: Symmetrical	Health: Dormant	Structure: Poor	SULE: 1-5
COM ID: 1027677	Comments: Evidence of borer attack throughout scaffolds and branches. Multiple attachments at 1.7m.		
<b>Tree - DN051</b>		<b><i>Ulmus glabra</i> 'Lutescens', Golden Wych Elm</b>	
Origin: Exotic	Type: Deciduous Broadleaf		Age: Semi-mature
DBH: 66	Height: 11m	Width: 12m	TPZ: 7.9m
Crown class: Intermediate	Health: Dormant	Structure: Poor	SULE: 6-10
COM ID: 1027676	Comments: Deadwood throughout canopy. Major branch removed to west. Evidence of borer attack throughout.		
<b>Tree - DN052</b>		<b><i>Ulmus glabra</i> 'Lutescens', Golden Wych Elm</b>	
Origin: Exotic	Type: Deciduous Broadleaf		Age: Semi-mature
DBH: 53	Height: 10m	Width: 11m	TPZ: 6.4m
Crown class: Symmetrical	Health: Dormant	Structure: Poor	SULE: 0
COM ID: 1027675	Comments: Evidence of major borer infestation. Deadwood. Multiple attachments at 1.8m.		
<b>Tree - DN053</b>		<b><i>Ulmus glabra</i> 'Lutescens', Golden Wych Elm</b>	
Origin: Exotic	Type: Deciduous Broadleaf		Age: Semi-mature
DBH: 59	Height: 11m	Width: 12m	TPZ: 7.1m
Crown class: Symmetrical	Health: Dormant	Structure: Fair-Poor	SULE: 1-5
COM ID: 1027674	Comments: Borer attack - particularly in major eastern scaffold. Multiple attachments at 1.8m.		
<b>Tree - DN054</b>		<b><i>Ulmus glabra</i> 'Lutescens', Golden Wych Elm</b>	
Origin: Exotic	Type: Deciduous Broadleaf		Age: Semi-mature
DBH: 64	Height: 13m	Width: 18m	TPZ: 7.7m
Crown class: Symmetrical	Health: Dormant	Structure: Poor	SULE: 1-5
COM ID: 1027673	Comments: Multiple attachments at 1.8m. Evidence of major borer attack.		
<b>Tree - DN055</b>		<b><i>Ulmus glabra</i> 'Lutescens', Golden Wych Elm</b>	
Origin: Exotic	Type: Deciduous Broadleaf		Age: Semi-mature
DBH: 62	Height: 12m	Width: 16m	TPZ: 7.4m
Crown class: Symmetrical	Health: Dormant	Structure: Poor	SULE: 1-5
COM ID: 1027672	Comments: Multiple attachments at 1.8m. Evidence of major borer attack. Large hanger in canopy.		

<b>Tree - DN056</b>		<b><i>Ulmus glabra</i> 'Lutescens', Golden Wych Elm</b>	
Origin: Exotic	Type: Deciduous Broadleaf	Age: Semi-mature	
DBH: 53 Measured low	Height: 11m	Width: 14m	TPZ: 6.4m
Crown class: Intermediate	Health: Dormant	Structure: Poor	SULE: 1-5
COM ID: 1027671	Comments: Multiple attachments at 1.8m with narrow unions. Major borer attack.		
<b>Tree - DN057</b>		<b><i>Cinnamomum camphora</i> , Camphor Laurel</b>	
Origin: Exotic	Type: Evergreen Broadleaf	Age: Mature	
DBH: 104	Height: 19m	Width: 24m	TPZ: 12.5m
Crown class: Symmetrical	Health: Fair-Good	Structure: Fair-Poor	SULE: 21-30
COM ID: 1033638	Comments: Large scar from failed branch with some decay in branch stub. Evidence of failed branch in north-west crown. Multiple attachments at 6m. Exposed roots.		
<b>Tree - DN058</b>		<b><i>Eucalyptus botryoides</i> , Southern Mahogany</b>	
Origin: Victoria	Type: Evergreen Broadleaf	Age: Mature	
DBH: 126	Height: 27m	Width: 12m	TPZ: 15.1m
Crown class: Symmetrical	Health: Fair-Good	Structure: Fair	SULE: 21-30
COM ID: 1033637	Comments: Compact, uplifted canopy. Large limbs removed along upright trunk.		
<b>Tree - DN059</b>		<b><i>Tilia cordata</i> , Small-leaved Linden</b>	
Origin: Exotic	Type: Deciduous Broadleaf	Age: Juvenile	
DBH: 11	Height: 2m	Width: 1m	TPZ: 2.0m
Crown class: Symmetrical	Health: Dormant	Structure: Fair	SULE: 60+
COM ID: 1456052	Comments: Small, compact, developing tree. Check ID in spring.		
<b>Tree - DN060</b>		<b><i>Tilia cordata</i> , Small-leaved Linden</b>	
Origin: Exotic	Type: Deciduous Broadleaf	Age: Juvenile	
DBH: 5, 5	Height: 3m	Width: 1m	TPZ: 2.0m
Crown class: Symmetrical	Health: Dormant	Structure: Fair-Good	SULE: 60+
COM ID: 1549683	Comments: Small, developing tree. Sucker at base.		
<b>Tree - DN061</b>		<b><i>Magnolia grandiflora</i> , Bull Bay Magnolia</b>	
Origin: Exotic	Type: Evergreen Broadleaf	Age: Semi-mature	
DBH: 13 Measured low	Height: 4m	Width: 3m	TPZ: 2.0m
Crown class: Symmetrical	Health: Fair-Good	Structure: Fair	SULE: 60+
COM ID: 1441494	Comments: Apical dominance lost at 3m with multiple attachments.		
<b>Tree - DN062</b>		<b><i>Magnolia grandiflora</i> , Bull Bay Magnolia</b>	
Origin: Exotic	Type: Evergreen Broadleaf	Age: Semi-mature	
DBH: 12	Height: 4m	Width: 3m	TPZ: 2.0m
Crown class: Symmetrical	Health: Fair-Good	Structure: Fair-Poor	SULE: 60+
COM ID: 1456051	Comments: Multiple attachments at 1m.		
<b>Tree - DN063</b>		<b><i>Lophostemon confertus</i> , Brush Box</b>	
Origin: Australian Native	Type: Evergreen Broadleaf	Age: Mature	
DBH: 99	Height: 17m	Width: 16m	TPZ: 11.9m
Crown class: Symmetrical	Health: Fair	Structure: Fair	SULE:
COM ID: 1033640	Comments: Codominant from 6m.		

<b>Tree - DN064</b>	<b><i>Lagunaria patersonia</i> , Pyramid Tree</b>		
Origin: Australian Native	Type: Evergreen Broadleaf	Age: Mature	
DBH: 69	Height: 19m	Width: 16m	TPZ: 8.3m
Crown class: Intermediate	Health: Fair	Structure: Fair-Poor	SULE: 11-20
COM ID: 1033642	Comments: Canopy suppressed to east by Lophostomon. Multiple attachments at 2m. Epicormic shoots on lower trunk. Cavity at 1.2m (north).		

<b>Tree - DN065</b>	<b><i>Magnolia grandiflora</i> , Bull Bay Magnolia</b>		
Origin: Exotic	Type: Evergreen Broadleaf	Age: Semi-mature	
DBH: 8	Height: 4m	Width: 3m	TPZ: 2.0m
Crown class: Symmetrical	Health: Fair	Structure: Fair	SULE: 60+
COM ID: 1494625	Comments: Developing tree.		

<b>Tree - DN066</b>	<b><i>Magnolia grandiflora</i> , Bull Bay Magnolia</b>		
Origin: Exotic	Type: Evergreen Broadleaf	Age: Semi-mature	
DBH: 7	Height: 4m	Width: 3m	TPZ: 2.0m
Crown class: Symmetrical	Health: Fair	Structure: Fair	SULE: 31-60
COM ID: 1456053	Comments: Slight growth lean to north-east.		

<b>Tree - DN067</b>	<b><i>Grevillea robusta</i> , Silky Oak</b>		
Origin: Australian Native	Type: Evergreen Broadleaf	Age: Mature	
DBH: 105	Height: 28m	Width: 15m	TPZ: 12.6m
Crown class: Symmetrical	Health: Fair	Structure: Fair	SULE: 11-20
COM ID: 1033693	Comments: Very large scar on eastern trunk - filled cavity?		

<b>Tree - DN068</b>	<b><i>Populus alba</i> , White Poplar</b>		
Origin: Exotic weed (potential)	Type: Deciduous Broadleaf	Age: Over mature	
DBH: 123	Height: 22m	Width: 20m	TPZ: 14.8m
Crown class: Intermediate	Health: Dormant	Structure: Fair-Poor	SULE: 1-5
COM ID: 1033694	Comments: Large amount of deadwood apparent in canopy.		

<b>Tree - DN069</b>	<b><i>Ligustrum lucidum</i> 'Aureovariegatum', Variegated Shining Privet</b>		
Origin: Exotic	Type: Evergreen Broadleaf	Age: Mature	
DBH: 0 Multi-stemmed	Height: 12m	Width: 16m	TPZ: 8m
Crown class: Symmetrical	Health: Fair	Structure: Poor	SULE: 6-10
COM ID: 1033643	Comments: Multiple trunks (7) from near base. Evidence of decay in numerous pruning wounds near base.		

<b>Tree - DN070</b>	<b><i>Lagunaria patersonia</i> , Pyramid Tree</b>		
Origin: Australian Native	Type: Evergreen Broadleaf	Age: Mature	
DBH: 86	Height: 19m	Width: 12m	TPZ: 10.3m
Crown class: Symmetrical	Health: Fair	Structure: Fair	SULE: 21-30
COM ID: 1033645	Comments: Decay developing in small cavities @ 1.5m (north-east)		

<b>Tree - DN071</b>	<b><i>Lophostemon confertus</i> , Brush Box</b>		
Origin: Australian Native	Type: Evergreen Broadleaf	Age: Mature	
DBH: 100	Height: 13m	Width: 15m	TPZ: 12m
Crown class: Symmetrical	Health: Fair	Structure: Fair	SULE: 21-30
COM ID: 1033627	Comments: Large buttress/lignotuber.		

<b>Tree - DN072</b>		<b><i>Phoenix canariensis</i> , Canary Island Date Palm</b>	
Origin: Exotic	Type: Evergreen Palm		Age: Mature
DBH: 68	Height: 20m	Width: 5m	TPZ: 3.5m
Crown class: Symmetrical	Health: Fair	Structure: Good	SULE: 31-60
COM ID: 1033630	Comments:		
<b>Tree - DN073</b>		<b><i>Phoenix canariensis</i> , Canary Island Date Palm</b>	
Origin: Exotic	Type: Evergreen Palm		Age: Mature
DBH: 90	Height: 22m	Width: 6m	TPZ: 4.0m
Crown class: Symmetrical	Health: Fair	Structure: Good	SULE: 31-60
COM ID: 1033629	Comments:		
<b>Tree - DN074</b>		<b><i>Phoenix canariensis</i> , Canary Island Date Palm</b>	
Origin: Exotic	Type: Evergreen Palm		Age: Mature
DBH: 75	Height: 19m	Width: 7m	TPZ: 4.5m
Crown class: Symmetrical	Health: Fair	Structure: Good	SULE: 31-60
COM ID: 1033631	Comments:		
<b>Tree - DN075</b>		<b><i>Michelia doltsopa</i> , Chinese Magnolia</b>	
Origin: Exotic	Type: Evergreen Broadleaf		Age: Semi-mature
DBH: 43	Height: 8m	Width: 9m	TPZ: 5.2m
Crown class: Symmetrical	Health: Fair-Poor	Structure: Poor	SULE: 6-10
COM ID: 1033647	Comments: Tip dieback. Multiple attachments at 0.5m. Scars/splits along many scaffolds/branches.		
<b>Tree - DN076</b>		<b><i>Cinnamomum camphora</i> , Camphor Laurel</b>	
Origin: Exotic	Type: Evergreen Broadleaf		Age: Mature
DBH: 200	Height: 23m	Width: 25m	TPZ: 15m
Crown class: Symmetrical	Health: Fair-Poor	Structure: Poor	SULE: 6-10
COM ID: 1033576	Comments: Tip dieback. Multiple large trunks from 1.5m. Exposed roots. Decay developing in large pruning wound (south) and large scar (south-west)		
<b>Tree - DN077</b>		<b><i>Cinnamomum camphora</i> , Camphor Laurel</b>	
Origin: Exotic	Type: Evergreen Broadleaf		Age: Mature
DBH: 71	Height: 27m	Width: 20m	TPZ: 8.5m
Crown class: Symmetrical	Health: Dormant	Structure: Fair	SULE: 11-20
COM ID: 1033562	Comments: Decay developing in pruning wound (south-west). Extended scaffolds.		
<b>Tree - DN078</b>		<b><i>Platanus xacerifolia</i> , London Plane</b>	
Origin: Exotic	Type: Deciduous Broadleaf		Age: Mature
DBH: 80	Height: 27m	Width: 20m	TPZ: 9.6m
Crown class: Intermediate	Health: Dormant	Structure: Fair-Poor	SULE: 11-20
COM ID: 1033565	Comments: Decay in pruning wounds. Extended scaffolds.		
<b>Tree - DN079</b>		<b><i>Platanus xacerifolia</i> , London Plane</b>	
Origin: Exotic	Type: Deciduous Broadleaf		Age: Mature
DBH: 83	Height: 27m	Width: 20m	TPZ: 10m
Crown class: Intermediate	Health: Dormant	Structure: Fair	SULE: 11-20
COM ID: 1033566	Comments: Decay in pruning wounds. Extended scaffolds.		



<b>Tree - DN080</b>		<b><i>Platanus xacerifolia</i> , London Plane</b>	
Origin: Exotic	Type: Deciduous Broadleaf		Age: Mature
DBH: 71	Height: 27m	Width: 20m	TPZ: 8.5m
Crown class: Intermediate	Health: Dormant	Structure: Fair	SULE: 11-20
COM ID: 1033567	Comments: Extended scaffolds.		
<b>Tree - DN081</b>		<b><i>Platanus xacerifolia</i> , London Plane</b>	
Origin: Exotic	Type: Deciduous Broadleaf		Age: Mature
DBH: 95	Height: 27m	Width: 20m	TPZ: 11.4m
Crown class: Intermediate	Health: Dormant	Structure: Fair	SULE: 11-20
COM ID: 1033568	Comments: Decay in large pruning wound at 6m (south-west). Extended scaffolds.		
<b>Tree - DN082</b>		<b><i>Platanus xacerifolia</i> , London Plane</b>	
Origin: Exotic	Type: Deciduous Broadleaf		Age: Mature
DBH: 79	Height: 27m	Width: 20m	TPZ: 9.5m
Crown class: Intermediate	Health: Dormant	Structure: Fair-Poor	SULE:
COM ID: 1033569	Comments: Reassess in spring for SULE. Multiple attachments at 3m. Extended scaffolds.		
<b>Tree - DN083</b>		<b><i>Platanus xacerifolia</i> , London Plane</b>	
Origin: Exotic	Type: Deciduous Broadleaf		Age: Mature
DBH: 102	Height: 27m	Width: 20m	TPZ: 12.2m
Crown class: Intermediate	Health: Dormant	Structure: Fair-Poor	SULE: 11-20
COM ID: 1033570	Comments: Extended scaffolds.		
<b>Tree - DN084</b>		<b><i>Platanus xacerifolia</i> , London Plane</b>	
Origin: Exotic	Type: Deciduous Broadleaf		Age: Mature
DBH: 80	Height: 27m	Width: 20m	TPZ: 9.6m
Crown class: Intermediate	Health: Dormant	Structure: Fair	SULE: 6-10
COM ID: 1033571	Comments: Reassess in spring for SULE. Extended scaffolds.		
<b>Tree - DN085</b>		<b><i>Platanus xacerifolia</i> , London Plane</b>	
Origin: Exotic	Type: Deciduous Broadleaf		Age: Mature
DBH: 109	Height: 0m	Width: 0m	TPZ: 13.1m
Crown class:	Health:	Structure:	SULE:
COM ID: 1033572	Comments: (check)		
<b>Tree - DN086</b>		<b><i>Platanus xacerifolia</i> , London Plane</b>	
Origin: Exotic	Type: Deciduous Broadleaf		Age: Mature
DBH: 88	Height: 27m	Width: 24m	TPZ: 10.6m
Crown class: Symmetrical	Health: Dormant	Structure: Fair-Poor	SULE: 11-20
COM ID: 1033573	Comments: Multiple attachments at 4m. Extended scaffolds.		
<b>Tree - DN087</b>		<b><i>Platanus xacerifolia</i> , London Plane</b>	
Origin: Exotic	Type: Deciduous Broadleaf		Age: Mature
DBH: 79	Height: 24m	Width: 24m	TPZ: 9.5m
Crown class: Symmetrical	Health: Dormant	Structure: Fair-Poor	SULE: 1-5
COM ID: 1033574	Comments: Reassess in spring for SULE. Multiple attachments at 3m. Decay in pruning wound at 2m (north).		

<b>Tree - DN088</b>		<b><i>Phoenix canariensis</i> , Canary Island Date Palm</b>	
Origin: Exotic	Type: Evergreen Palm		Age: Mature
DBH: 98	Height: 12m	Width: 7m	TPZ: 4.5m
Crown class: Symmetrical	Health: Fair	Structure: Good	SULE: 31-60
COM ID: 1033579	Comments:		
<b>Tree - DN089</b>		<b><i>Arbutus unedo</i> , Strawberry Tree</b>	
Origin: Exotic weed (potential)	Type: Evergreen Broadleaf		Age:
DBH: 0	Height: 0m	Width: 0m	TPZ: m
Crown class:	Health:	Structure:	SULE:
COM ID: 1494588	Comments: Tree missing.		
<b>Tree - DN090</b>		<b><i>Ulmus parvifolia</i> , Chinese Elm</b>	
Origin: Exotic	Type: Semi-deciduous Broadleaf		Age: Mature
DBH: 40	Height: 14m	Width: 14m	TPZ: 4.8m
Crown class: Symmetrical	Health: Dormant	Structure: Fair-Poor	SULE:
COM ID: 1033610	Comments: Reassess in spring for SULE (tree totally defoliated). Large branch failed to south-east. Codominant from 3m.		
<b>Tree - DN091</b>		<b><i>Ulmus procera</i> , English Elm</b>	
Origin: Exotic	Type: Deciduous Broadleaf		Age: Mature
DBH: 56 Estimate	Height: 19m	Width: 17m	TPZ: 6.7m
Crown class: Symmetrical	Health: Dormant	Structure: Fair	SULE: 21-30
COM ID: 1033609	Comments: Check species in spring.		
<b>Tree - DN092</b>		<b><i>Quercus canariensis</i> x<i>Quercus robur</i> , Hybrid Oak</b>	
Origin: Exotic	Type: Semi-deciduous Broadleaf		Age: Mature
DBH: 118	Height: 22m	Width: 24m	TPZ: 14.2m
Crown class: Symmetrical	Health: Dormant	Structure: Fair-Poor	SULE: 21-30
COM ID: 1033621	Comments: Reassess in spring for SULE. Exposed roots. Multiple attachments at 3m.		
<b>Tree - DN093</b>		<b><i>Quercus canariensis</i> x<i>Quercus robur</i> , Hybrid Oak</b>	
Origin: Exotic	Type: Semi-deciduous Broadleaf		Age: Mature
DBH: 105	Height: 20m	Width: 22m	TPZ: 12.6m
Crown class: Symmetrical	Health: Dormant	Structure: Fair-Poor	SULE: 31-60
COM ID: 1033622	Comments: Codominant from 6m. Exposed roots.		
<b>Tree - DN094</b>		<b><i>Phoenix canariensis</i> , Canary Island Date Palm</b>	
Origin: Exotic	Type: Evergreen Palm		Age: Mature
DBH: 74	Height: 16m	Width: 6m	TPZ: 4.0m
Crown class: Symmetrical	Health: Fair-Poor	Structure: Good	SULE: 11-20
COM ID: 1033623	Comments: Canopy more sparse than other palms in area.		
<b>Tree - DN095</b>		<b><i>Phoenix canariensis</i> , Canary Island Date Palm</b>	
Origin: Exotic	Type: Evergreen Palm		Age: Mature
DBH: 84	Height: 16m	Width: 7m	TPZ: 4.5m
Crown class: Symmetrical	Health: Fair-Poor	Structure: Good	SULE: 11-20
COM ID: 1033624	Comments: Canopy more sparse than other palm in area.		

<b>Tree - DN096</b>		<b><i>Pittosporum sp.</i> , Pittosporum</b>	
Origin: Exotic	Type: Evergreen Broadleaf		Age: Juvenile
DBH: 4	Height: 4m	Width: 1m	TPZ: 2.0m
Crown class: Symmetrical	Health: Dormant	Structure: Fair	SULE: 6-10
COM ID: 1550025	Comments: Probably not P. crassifolium. Confirm ID. Bark damage - possibly from possums - has reduced SULE.		
<b>Tree - DN097</b>		<b><i>Prunus sp.</i> , Plum</b>	
Origin: Exotic	Type: Deciduous Broadleaf		Age: Over mature
DBH: 24, 25 Measured low	Height: 5m	Width: 8m	TPZ: 4.2m
Crown class: Symmetrical	Health: Dormant	Structure: Poor	SULE: 1-5
COM ID: 1033554	Comments: Codominant from near base. Decay in pruning wounds. Major decay including conks on SE scaffold.		
<b>Tree - DN098</b>		<b><i>Phoenix canariensis</i> , Canary Island Date Palm</b>	
Origin: Exotic	Type: Evergreen Palm		Age: Mature
DBH: 82	Height: 17m	Width: 7m	TPZ: 4.5m
Crown class: Symmetrical	Health: Fair	Structure: Fair-Good	SULE: 21-30
COM ID: 1033556	Comments: Canopy more sparse than other palms in area.		
<b>Tree - DN099</b>		<b><i>Quercus canariensis</i> , Algerian Oak</b>	
Origin: Exotic	Type: Semi-deciduous Broadleaf		Age: Mature
DBH: 115	Height: 19m	Width: 24m	TPZ: 13.8m
Crown class: Symmetrical	Health: Dormant	Structure: Fair-Poor	SULE: 31-60
COM ID: 1033555	Comments: Codominant from 6m.		
<b>Tree - DN100</b>		<b><i>Phoenix canariensis</i> , Canary Island Date Palm</b>	
Origin: Exotic	Type: Evergreen Palm		Age: Mature
DBH: 83	Height: 17m	Width: 6m	TPZ: 4.0m
Crown class: Symmetrical	Health: Fair-Poor	Structure: Fair-Good	SULE: 11-20
COM ID: 1033553	Comments: Canopy quite sparse.		
<b>Tree - DN101</b>		<b><i>Phoenix canariensis</i> , Canary Island Date Palm</b>	
Origin: Exotic	Type: Evergreen Palm		Age: Mature
DBH: 82	Height: 17m	Width: 6m	TPZ: 4.0m
Crown class: Symmetrical	Health: Fair	Structure: Fair-Good	SULE: 21-30
COM ID: 1033552	Comments:		
<b>Tree - DN102</b>		<b><i>Ulmus procera</i> , English Elm</b>	
Origin: Exotic	Type: Deciduous Broadleaf		Age: Over mature
DBH: 162	Height: 26m	Width: 28m	TPZ: 15m
Crown class: Symmetrical	Health: Dormant	Structure: Fair-Poor	SULE: 6-10
COM ID: 1033549	Comments: Codominant from 2m. Decay in a number of pruning wounds with slime flux		
<b>Tree - DN103</b>		<b><i>Cedrus atlantica</i> Glauca Group, Blue Atlas Cedar</b>	
Origin: Exotic	Type: Evergreen Conifer		Age: Semi-mature
DBH: 48 Measured low	Height: 12m	Width: 10m	TPZ: 5.8m
Crown class: Symmetrical	Health: Fair	Structure: Fair-Poor	SULE: 11-20
COM ID: 1033545	Comments: Large scar at base (south-east). Apical dominance lost at 7m with multiple attachments.		

<b>Tree - DN104</b>		<b><i>Phoenix canariensis</i> , Canary Island Date Palm</b>	
Origin: Exotic	Type: Evergreen Palm		Age: Mature
DBH: 75	Height: 11m	Width: 6m	TPZ: 4.0m
Crown class: Symmetrical	Health: Fair	Structure: Good	SULE: 31-60
COM ID: 1033547	Comments:		
<b>Tree - DN105</b>		<b><i>Phoenix canariensis</i> , Canary Island Date Palm</b>	
Origin: Exotic	Type: Evergreen Palm		Age: Mature
DBH: 76	Height: 19m	Width: 7m	TPZ: 4.5m
Crown class: Symmetrical	Health: Fair	Structure: Good	SULE: 31-60
COM ID: 1033546	Comments:		
<b>Tree - DN106</b>		<b><i>Phoenix canariensis</i> , Canary Island Date Palm</b>	
Origin: Exotic	Type: Evergreen Palm		Age: Mature
DBH: 55	Height: 14m	Width: 6m	TPZ: 4.0m
Crown class: Symmetrical	Health: Fair	Structure: Fair-Good	SULE: 31-60
COM ID: 1033544	Comments: Narrows in at base.		
<b>Tree - DN107</b>		<b><i>Phoenix canariensis</i> , Canary Island Date Palm</b>	
Origin: Exotic	Type: Evergreen Palm		Age: Mature
DBH: 65	Height: 16m	Width: 6m	TPZ: 4.0m
Crown class: Symmetrical	Health: Fair	Structure: Fair-Good	SULE: 31-60
COM ID: 1033548	Comments:		
<b>Tree - DN108</b>		<b><i>Jacaranda mimosifolia</i> , Jacaranda</b>	
Origin: Exotic	Type: Semi-deciduous Broadleaf		Age: Semi-mature
DBH: 23	Height: 7m	Width: 7m	TPZ: 2.8m
Crown class: Symmetrical	Health: Fair	Structure: Fair-Poor	SULE: 31-60
COM ID: 1063722	Comments: Multiple attachments at 1.7m.		
<b>Tree - DN109</b>		<b><i>Washingtonia filifera</i> , American Cotton Palm</b>	
Origin: Exotic	Type: Evergreen Palm		Age: Mature
DBH: 77	Height: 15m	Width: 4m	TPZ: 3.0m
Crown class: Symmetrical	Health: Fair-Poor	Structure: Fair-Good	SULE: 21-30
COM ID: 1033538	Comments: Drying/browning of leaf tips.		
<b>Tree - DN110</b>		<b><i>Phoenix canariensis</i> , Canary Island Date Palm</b>	
Origin: Exotic	Type: Evergreen Palm		Age: Mature
DBH: 77	Height: 17m	Width: 6m	TPZ: 4.0m
Crown class: Symmetrical	Health: Fair	Structure: Good	SULE: 31-60
COM ID: 1033537	Comments:		
<b>Tree - DN111</b>		<b><i>Malus floribunda</i> , Japanese Flowering Crabapple</b>	
Origin: Exotic	Type: Deciduous Broadleaf		Age: Juvenile
DBH: 8 Measured low	Height: 2m	Width: 2m	TPZ: 2.0m
Crown class: Symmetrical	Health: Dormant	Structure: Poor	SULE: 21-30
COM ID: 1063721	Comments: Multiple attachments near base with narrow unions.		



<b>Tree - DN112</b>		<b><i>Ulmus glabra</i> , Scotch Elm</b>	
Origin: Exotic	Type: Deciduous Broadleaf	Age: Mature	
DBH: 68	Height: 16m	Width: 18m	TPZ: 8.2m
Crown class: Symmetrical	Health: Dormant	Structure: Fair-Poor	SULE: 21-30
COM ID: 1033534	Comments: Multiple attachments at 2m.		
<b>Tree - DN113</b>		<b><i>Phoenix canariensis</i> , Canary Island Date Palm</b>	
Origin: Exotic	Type: Evergreen Palm	Age: Mature	
DBH: 74	Height: 17m	Width: 6m	TPZ: 4.0m
Crown class: Symmetrical	Health: Fair	Structure: Fair-Good	SULE: 31-60
COM ID: 1033539	Comments:		
<b>Tree - DN114</b>		<b><i>Pittosporum undulatum</i> , Sweet Pittosporum</b>	
Origin: Native weed	Type: Evergreen Broadleaf	Age: Mature	
DBH: 28, 26	Height: 9m	Width: 16m	TPZ: 4.6m
Crown class: Symmetrical	Health: Fair	Structure: Fair-Poor	SULE: 6-10
COM ID: 1027787	Comments: Codominant from near base. Suckering near base.		
<b>Tree - DN115</b>		<b><i>Quercus canariensis</i> , Algerian Oak</b>	
Origin: Exotic	Type: Semi-deciduous Broadleaf	Age: Semi-mature	
DBH: 35, 26	Height: 11m	Width: 14m	TPZ: 5.2m
Crown class: Symmetrical	Health: Dormant	Structure: Fair-Poor	SULE: 11-20
COM ID: 1027789	Comments: Codominant from 0.6m. Suckering near base. Exposed roots. Extensive possum damage.		
<b>Tree - DN116</b>		<b><i>Pittosporum undulatum</i> , Sweet Pittosporum</b>	
Origin: Native weed	Type: Evergreen Broadleaf	Age: Mature	
DBH: Multi-stemmed	Height: 8m	Width: 10m	TPZ: 5m
Crown class: Symmetrical	Health: Fair	Structure: Poor	SULE: 6-10
COM ID: 1027788	Comments: Pair of trees growing in top of grotto. Multistemmed from near base with some narrow unions.		
<b>Tree - DN117</b>		<b><i>Pittosporum undulatum</i> , Sweet Pittosporum</b>	
Origin: Native weed	Type: Evergreen Broadleaf	Age: Mature	
DBH: 35, 35	Height: 9m	Width: 15m	TPZ: 5.9m
Crown class: Intermediate	Health: Fair	Structure: Fair-Poor	SULE: 6-10
COM ID: 1027786	Comments: Codominant from near base with narrow unions. Canopy more sparse than others but lots of new growth.		
<b>Tree - DN118</b>		<b><i>Phoenix canariensis</i> , Canary Island Date Palm</b>	
Origin: Exotic	Type: Evergreen Palm	Age: Mature	
DBH: 77	Height: 15m	Width: 6m	TPZ: 4.0m
Crown class: Symmetrical	Health: Fair	Structure: Fair-Good	SULE: 31-60
COM ID: 1027785	Comments:		
<b>Tree - DN119</b>		<b><i>Ulmus procera</i> , English Elm</b>	
Origin: Exotic	Type: Deciduous Broadleaf	Age: Mature	
DBH: 65	Height: 18m	Width: 20m	TPZ: 7.8m
Crown class: Symmetrical	Health: Dormant	Structure: Fair	SULE: 6-10
COM ID: 1068339	Comments: Reassess in spring for SULE and to confirm species. Cavity (possum) 2m (south-east). Decay in pruning wound (north-east). Evidence of branch failure in canopy.		

<b>Tree - DN120</b>	<b><i>Ulmus sp.</i> , Elm</b>		
Origin: Exotic	Type: Deciduous Broadleaf	Age: Mature	
DBH: 68	Height: 0m	Width: 0m	TPZ: 8.2m
Crown class: Symmetrical	Health: Dormant	Structure: Fair-Poor	SULE: 1-5
COM ID: 1027782	Comments: Multiple attachments at 3m. Evidence of branch failure. Decay in pruning wounds. Copious epicormic shoots (species??)		

<b>Tree - DN121</b>	<b><i>Erythrina crista-galli</i> , Cock's Comb Coral Tree</b>		
Origin: Exotic	Type: Deciduous Broadleaf	Age:	
DBH: 68	Height: 0m	Width: 0m	TPZ: 8.2m
Crown class:	Health:	Structure:	SULE:
COM ID: 1031600	Comments: Tree missing		

<b>Tree - DN122</b>	<b><i>Ulmus sp.</i> , Elm</b>		
Origin: Exotic	Type: Deciduous Broadleaf	Age: Mature	
DBH: 71	Height: 18m	Width: 20m	TPZ: 8.5m
Crown class: Symmetrical	Health: Dormant	Structure: Fair-Poor	SULE: 1-5
COM ID: 1027781	Comments: Multiple attachments at 3m. Copious epicormic shoots (species??).		

<b>Tree - DN123</b>	<b><i>Ulmus sp.</i> , Elm</b>		
Origin: Exotic	Type: Deciduous Broadleaf	Age: Mature	
DBH: 69	Height: 17m	Width: 19m	TPZ: 8.3m
Crown class: Symmetrical	Health: Dormant	Structure: Fair-Poor	SULE: 6-10
COM ID: 1027780	Comments: Reassess in spring for SULE. Copious epicormic shoots (species??).		

<b>Tree - DN124</b>	<b><i>Ulmus sp.</i> , Elm</b>		
Origin: Exotic	Type: Deciduous Broadleaf	Age: Mature	
DBH: 72	Height: 17m	Width: 20m	TPZ: 8.6m
Crown class: Symmetrical	Health: Dormant	Structure: Fair	SULE: 6-10
COM ID: 1027779	Comments: Reassess in spring for SULE. Branch failure. Cavity at 2m (south-west).		

<b>Tree - DN125</b>	<b><i>Ulmus procera</i> , English Elm</b>		
Origin: Exotic	Type: Deciduous Broadleaf	Age:	
DBH:	Height: 0m	Width: 0m	TPZ: m
Crown class:	Health:	Structure:	SULE:
COM ID: 1457868	Comments: Removed?		

<b>Tree - DN126</b>	<b><i>Ulmus sp.</i> , Elm</b>		
Origin: Exotic	Type: Deciduous Broadleaf	Age: Mature	
DBH: 75	Height: 18m	Width: 18m	TPZ: 9m
Crown class: Symmetrical	Health: Dormant	Structure: Fair	SULE: 1-5
COM ID: 1027777	Comments: Hanger. Cavities forming in pruning wounds. Decay in large wound 2m (north).		

<b>Tree - DN127</b>	<b><i>Ulmus sp.</i> , Elm</b>		
Origin: Exotic	Type: Deciduous Broadleaf	Age: Mature	
DBH: 86	Height: 18m	Width: 22m	TPZ: 10.3m
Crown class: Symmetrical	Health: Dormant	Structure: Fair-Poor	SULE: 1-5
COM ID: 1027776	Comments: Multiple attachments at 4-5m. Copious epicormic shoots (species??).		

<b>Tree - DN128</b>	<b><i>Ulmus sp.</i> , Elm</b>		
Origin: Exotic	Type: Deciduous Broadleaf	Age: Mature	
DBH: 86	Height: 22m	Width: 20m	TPZ: 10.3m
Crown class: Symmetrical	Health: Dormant	Structure: Fair	SULE: 6-10
COM ID: 1027775	Comments: Codominant from 4m. Decay in large pruning wound 2m (south-east and in wound on north-west scaffold).		

<b>Tree - DN129</b>	<b><i>Ulmus sp.</i> , Elm</b>		
Origin: Exotic	Type: Deciduous Broadleaf	Age: Mature	
DBH: 80	Height: 17m	Width: 22m	TPZ: 9.6m
Crown class: Symmetrical	Health: Dormant	Structure: Fair-Poor	SULE: 1-5
COM ID: 1027774	Comments: Multiple attachments at 5m. Copious epicormic shoots (species??).		

<b>Tree - DN130</b>	<b><i>Ulmus sp.</i> , Elm</b>		
Origin: Exotic	Type: Deciduous Broadleaf	Age: Over mature	
DBH: 78	Height: 20m	Width: 19m	TPZ: 9.4m
Crown class: Symmetrical	Health: Dormant	Structure: Poor	SULE: 0
COM ID: 1027773	Comments: Lean to east. Stability requires assessment.		

<b>Tree - DN131</b>	<b><i>Ulmus sp.</i> , Elm</b>		
Origin: Exotic	Type: Deciduous Broadleaf	Age: Mature	
DBH: 81	Height: 20m	Width: 18m	TPZ: 9.7m
Crown class: Symmetrical	Health: Dormant	Structure: Fair	SULE: 6-10
COM ID: 1027772	Comments: Some decay in stubs		

<b>Tree - DN132</b>	<b><i>Ulmus sp.</i> , Elm</b>		
Origin: Exotic	Type: Deciduous Broadleaf	Age: Mature	
DBH: 90	Height: 21m	Width: 19m	TPZ: 10.8m
Crown class: Symmetrical	Health: Dormant	Structure: Fair-Poor	SULE: 11-20
COM ID: 1027771	Comments: Multiple medium failure scars. Slime flux.		

<b>Tree - DN133</b>	<b><i>Ulmus sp.</i> , Elm</b>		
Origin: Exotic	Type: Deciduous Broadleaf	Age: Semi-mature	
DBH: 17	Height: 11m	Width: 6m	TPZ: 2m
Crown class: Asymmetrical	Health: Dormant	Structure: Fair	SULE: 31-60
COM ID: 1027770	Comments:		

<b>Tree - DN134</b>	<b><i>Ulmus sp.</i> , Elm</b>		
Origin: Exotic	Type: Deciduous Broadleaf	Age: Mature	
DBH: 88	Height: 23m	Width: 11m	TPZ: 10.6m
Crown class: Symmetrical	Health: Dormant	Structure: Fair	SULE: 11-20
COM ID: 1027769	Comments: Deep decay in stub on west side. Multiple failure scars.		

<b>Tree - DN135</b>	<b><i>Ulmus sp.</i> , Elm</b>		
Origin: Exotic	Type: Deciduous Broadleaf	Age: Mature	
DBH: 82	Height: 21m	Width: 21m	TPZ: 9.8m
Crown class: Symmetrical	Health: Dormant	Structure: Fair	SULE: 11-20
COM ID: 1027768	Comments: Major failure on south side.		

<b>Tree - DN136</b>		<b><i>Ulmus sp.</i> , Elm</b>	
Origin: Exotic	Type: Deciduous Broadleaf		Age: Mature
DBH: 79	Height: 20m	Width: 17m	TPZ: 9.5m
Crown class: Symmetrical	Health: Dormant	Structure: Fair-Poor	SULE: 1-5
COM ID: 1027767	Comments: Lean requires assessment.		
<b>Tree - DN137</b>		<b><i>Ulmus sp.</i> , Elm</b>	
Origin: Exotic	Type: Deciduous Broadleaf		Age: Mature
DBH: 91	Height: 24m	Width: 21m	TPZ: 10.9m
Crown class: Symmetrical	Health: Dormant	Structure: Fair	SULE: 11-20
COM ID: 1027766	Comments: Some decay in stubs		
<b>Tree - DN138</b>		<b><i>Eucalyptus botryoides</i> , Southern Mahogany</b>	
Origin: Victoria	Type: Evergreen Broadleaf		Age: Mature
DBH: 72	Height: 24m	Width: 14m	TPZ: 8.6m
Crown class: Intermediate	Health: Fair	Structure: Fair	SULE: 21-30
COM ID: 1031603	Comments: Canopy suppressed to north-west by elm. Tall upright specimen.		
<b>Tree - DN139</b>		<b><i>Quercus canariensis</i> , Algerian Oak</b>	
Origin: Exotic	Type: Semi-deciduous Broadleaf		Age: Mature
DBH: 69	Height: 10m	Width: 18m	TPZ: 8.3m
Crown class: Symmetrical	Health: Fair	Structure: Fair-Poor	SULE: 31-60
COM ID: 1031601	Comments: Multiple attachments at 2m.		
<b>Tree - DN140</b>		<b><i>Ulmus procera</i> , English Elm</b>	
Origin: Exotic	Type: Deciduous Broadleaf		Age: Mature
DBH: 107	Height: 24m	Width: 22m	TPZ: 12.8m
Crown class: Symmetrical	Health: Dormant	Structure: Fair-Poor	SULE: 6-10
COM ID: 1031604	Comments: Multiple attachment at 3m. Decay in pruning wound 2m (north) with slime flux. Insect activity in pruning wound 3m (north-west) with slime flux.		
<b>Tree - DN141</b>		<b><i>Grevillea hilliana</i> , White Silky Oak</b>	
Origin: Australian Native	Type: Evergreen Broadleaf		Age: Mature
DBH: 33, 24	Height: 15m	Width: 12m	TPZ: 4.9m
Crown class: Symmetrical	Health: Fair	Structure: Fair-Poor	SULE: 6-10
COM ID: 1031607	Comments: Large branch/scaffold originating from near base. Canopy suppressed to east by oak. Tract of decay on large branch (south).		
<b>Tree - DN142</b>		<b><i>Myrsine howittiana</i> , Muttonwood</b>	
Origin: Melbourne	Type: Evergreen Broadleaf		Age: Mature
DBH: 48 Measured low	Height: 10m	Width: 9m	TPZ: 5.8m
Crown class: Symmetrical	Health: Fair-Poor	Structure: Poor	SULE: 6-10
COM ID: 1031609	Comments: Multiple attachments at 1m. Sparse canopy. Small deadwood. Epicormic growth up branches.		
<b>Tree - DN143</b>		<b><i>Ficus macrophylla</i> , Moreton Bay Fig</b>	
Origin: Australian Native	Type: Evergreen Broadleaf		Age: Mature
DBH: 136	Height: 23m	Width: 24m	TPZ: 15.0m
Crown class: Symmetrical	Health: Fair-Poor	Structure: Poor	SULE: 6-10
COM ID: 1031606	Comments: Relatively sparse canopy. Multiple stems from base with narrow unions.		



<b>Tree - DN144</b>		<b><i>Myrsine howittiana</i> , Muttonwood</b>	
Origin: Melbourne	Type: Evergreen Broadleaf		Age: Over mature
DBH: 30, 30	Height: 7m	Width: 4m	TPZ: 5.1m
Crown class: Symmetrical	Health: Poor	Structure: Poor	SULE: 1-5
COM ID: 1031611	Comments: Codominant from base. Decay in both stems. Tip dieback. Sparse canopy. In decline.		
<b>Tree - DN145</b>		<b><i>Ulmus sp.</i> , Elm</b>	
Origin: Exotic	Type: Deciduous Broadleaf		Age: Semi-mature
DBH: 10	Height: 7m	Width: 2m	TPZ: 2.0m
Crown class: Symmetrical	Health: Dormant	Structure: Fair	SULE: 31-60
COM ID: 1287202	Comments: Growth lean to north.		
<b>Tree - DN146</b>		<b><i>Tilia cordata</i> , Small-leaved Linden</b>	
Origin: Exotic	Type: Deciduous Broadleaf		Age: Semi-mature
DBH: 29	Height: 11m	Width: 7m	TPZ: 3.5m
Crown class: Symmetrical	Health: Dormant	Structure: Fair	SULE: 31-60
COM ID: 1031613	Comments: Developing tree.		
<b>Tree - DN147</b>		<b><i>Ulmus sp.</i> , Elm</b>	
Origin: Exotic	Type: Deciduous Broadleaf		Age: Over mature
DBH: 59	Height: 15m	Width: 13m	TPZ: 7.1m
Crown class: Symmetrical	Health: Dormant	Structure: Fair	SULE: 0
COM ID: 1027712	Comments: Appears to be in poor health but would need to confirm this in spring. Ends of branches failed/removed.		
<b>Tree - DN148</b>		<b><i>Ulmus sp.</i> , Elm</b>	
Origin: Exotic	Type: Deciduous Broadleaf		Age: Over mature
DBH: 70	Height: 16m	Width: 14m	TPZ: 8.4m
Crown class: Symmetrical	Health: Dormant	Structure: Fair	SULE: 0
COM ID: 1027713	Comments: Major decay in wounds.		
<b>Tree - DN149</b>		<b><i>Ulmus sp.</i> , Elm</b>	
Origin: Exotic	Type: Deciduous Broadleaf		Age: Over mature
DBH: 73	Height: 16m	Width: 18m	TPZ: 8.8m
Crown class: Symmetrical	Health: Dormant	Structure: Fair	SULE: 0
COM ID: 1027714	Comments: Decay in wounds.		
<b>Tree - DN150</b>		<b><i>Ulmus sp.</i> , Elm</b>	
Origin: Exotic	Type: Deciduous Broadleaf		Age: Semi-mature
DBH: 11	Height: 7m	Width: 2m	TPZ: 2.0m
Crown class: Symmetrical	Health: Dormant	Structure: Fair	SULE: 21-30
COM ID: 1027715	Comments: Replacement tree.		
<b>Tree - DN151</b>		<b><i>Ulmus sp.</i> , Elm</b>	
Origin: Exotic	Type: Deciduous Broadleaf		Age: Over mature
DBH: 55	Height: 13m	Width: 15m	TPZ: 6.6m
Crown class: Symmetrical	Health: Dormant	Structure: Fair	SULE: 0
COM ID: 1027716	Comments: Appears to be in poor health - confirm in spring. Copious epicormic shoots.		

<b>Tree - DN152</b>	<b><i>Ulmus sp.</i> , Elm</b>		
Origin: Exotic	Type: Deciduous Broadleaf	Age: Over mature	
DBH: 49	Height: 11m	Width: 16m	TPZ: 5.9m
Crown class: Symmetrical	Health: Dormant	Structure: Fair	SULE: 1-5
COM ID: 1027717	Comments: Decay in wounds.		
<b>Tree - DN153</b>	<b><i>Ulmus sp.</i> , Elm</b>		
Origin: Exotic	Type: Deciduous Broadleaf	Age: Over mature	
DBH: 49	Height: 13m	Width: 15m	TPZ: 5.9m
Crown class: Symmetrical	Health: Dormant	Structure: Fair	SULE: 0
COM ID: 1027718	Comments: Appears to be in poor health - confirm in spring. Copious epicormic shoots.		
<b>Tree - DN154</b>	<b><i>Ulmus ×hollandica</i> 'Vegeta', Huntingdon Elm</b>		
Origin: Exotic	Type: Deciduous Broadleaf	Age: Over mature	
DBH: 61	Height: 18m	Width: 22m	TPZ: 7.3m
Crown class: Intermediate	Health: Dormant	Structure: Fair	SULE: 1-5
COM ID: 1033139	Comments: Canopy slightly suppressed to north by surrounding trees. Copious epicormic shoots.		
<b>Tree - DN155</b>	<b><i>Ulmus ×hollandica</i> , Dutch Elm</b>		
Origin: Exotic	Type: Deciduous Broadleaf	Age: Over mature	
DBH: 67	Height: 15m	Width: 16m	TPZ: 8m
Crown class: Symmetrical	Health: Dormant	Structure: Fair-Poor	SULE: 1-5
COM ID: 1033138	Comments: Codominant from 3m. Small cavity in trunk (west).		
<b>Tree - DN156</b>	<b><i>Ulmus ×hollandica</i> , Dutch Elm</b>		
Origin: Exotic	Type: Deciduous Broadleaf	Age: Over mature	
DBH: 60	Height: 18m	Width: 14m	TPZ: 7.2m
Crown class: Intermediate	Health: Dormant	Structure: Fair	SULE:
COM ID: 1033137	Comments: Reassess in spring for SULE.		
<b>Tree - DN157</b>	<b><i>Ulmus ×hollandica</i> 'Vegeta', Huntingdon Elm</b>		
Origin: Exotic	Type: Deciduous Broadleaf	Age: Over mature	
DBH: 52	Height: 11m	Width: 10m	TPZ: 6.2m
Crown class: Symmetrical	Health: Dormant	Structure: Fair	SULE: 0
COM ID: 1033136	Comments: Appears to be in poor health. Copious epicormic shoots. Ends of branches failed/lopped.		
<b>Tree - DN158</b>	<b><i>Cupressus macrocarpa</i> , Monterey Cypress</b>		
Origin: Exotic	Type: Evergreen Conifer	Age: Mature	
DBH: 114 Measured low	Height: 19m	Width: 18m	TPZ: 13.7m
Crown class: Symmetrical	Health: Fair	Structure: Poor	SULE: 6-10
COM ID: 1033135	Comments: Multistemmed from 1m with narrow unions. Evidence of major branch failure (north-east). Elongated branches and scaffolds.		
<b>Tree - DN159</b>	<b><i>Ulmus ×hollandica</i> , Dutch Elm</b>		
Origin: Exotic	Type: Deciduous Broadleaf	Age: Over mature	
DBH: 57	Height: 17m	Width: 12m	TPZ: 6.8m
Crown class: Symmetrical	Health: Dormant	Structure: Fair	SULE:
COM ID: 1033056	Comments: Reassess in spring for SULE. Codominant from 3m.		

<b>Tree - DN160</b>		<b><i>Ulmus xhollandica</i> , Dutch Elm</b>	
Origin: Exotic	Type: Deciduous Broadleaf	Age: Over mature	
DBH: 62	Height: 17m	Width: 20m	TPZ: 7.4m
Crown class: Symmetrical	Health: Dormant	Structure: Fair-Poor	SULE:
COM ID: 1033055	Comments: Reassess in spring for SULE. Multiple attachemnts at 3m.		
<b>Tree - DN161</b>		<b><i>Fraxinus excelsior</i> , European Ash</b>	
Origin: Exotic	Type: Deciduous Broadleaf	Age: Semi-mature	
DBH: 30	Height: 10m	Width: 8m	TPZ: 3.6m
Crown class: Symmetrical	Health: Dormant	Structure: Fair-Poor	SULE: 1-5
COM ID: 1033057	Comments: Multiple attachments at 4m. Decay in pruning wounds.		
<b>Tree - DN162</b>		<b><i>Ulmus xhollandica</i> , Dutch Elm</b>	
Origin: Exotic	Type: Deciduous Broadleaf	Age: Mature	
DBH: 64	Height: 19m	Width: 20m	TPZ: 7.7m
Crown class: Symmetrical	Health: Dormant	Structure: Fair-Poor	SULE: 6-10
COM ID: 1033053	Comments: Check SULE in spring. Multiple attachments at 4m.		
<b>Tree - DN163</b>		<b><i>Lophostemon confertus</i> , Brush Box</b>	
Origin: Australian Native	Type: Evergreen Broadleaf	Age: Semi-mature	
DBH: 39	Height: 10m	Width: 10m	TPZ: 4.7m
Crown class: Symmetrical	Health: Fair-Poor	Structure: Fair-Poor	SULE: 1-5
COM ID: 1033054	Comments: Relatively sparse canopy. Small deadwood and tip dieback. Multiple attachments at 2m.		
<b>Tree - DN164</b>		<b><i>Ulmus xhollandica</i> , Dutch Elm</b>	
Origin: Exotic	Type: Deciduous Broadleaf	Age: Mature	
DBH: 62	Height: 18m	Width: 18m	TPZ: 7.4m
Crown class: Symmetrical	Health: Dormant	Structure: Fair	SULE: 6-10
COM ID: 1033052	Comments: Cavity in trunk at 3m (west).		
<b>Tree - DN165</b>		<b><i>Ulmus sp.</i> , Elm</b>	
Origin: Exotic	Type: Deciduous Broadleaf	Age: Semi-mature	
DBH: 13	Height: 7m	Width: 2m	TPZ: 2.0m
Crown class: Symmetrical	Health: Dormant	Structure: Fair-Poor	SULE: 21-30
COM ID: 1027725	Comments: Multiple attachments at 2m. Replacement tree.		
<b>Tree - DN166</b>		<b><i>Ulmus xhollandica</i> , Dutch Elm</b>	
Origin: Exotic	Type: Deciduous Broadleaf	Age: Over mature	
DBH: 63	Height: 16m	Width: 16m	TPZ: 7.6m
Crown class: Symmetrical	Health: Dormant	Structure: Fair	SULE: 1-5
COM ID: 1033051	Comments: Appears to be in poor condition. Ends of branches failed/lopped. Copious epicormic shoots.		
<b>Tree - DN167</b>		<b><i>Ulmus sp.</i> , Elm</b>	
Origin: Exotic	Type: Deciduous Broadleaf	Age: Over mature	
DBH: 62	Height: 18m	Width: 18m	TPZ: 7.4m
Crown class: Symmetrical	Health: Dormant	Structure: Fair-Poor	SULE: 0
COM ID: 1027724	Comments: Appears to be in poor health. Major decay in wound at base and eastern scaffold.		

<b>Tree - DN168</b>		<b><i>Ulmus xhollandica</i> , Dutch Elm</b>	
Origin: Exotic	Type: Deciduous Broadleaf	Age: Over mature	
DBH: 69	Height: 18m	Width: 20m	TPZ: 8.3m
Crown class: Symmetrical	Health: Dormant	Structure: Fair-Poor	SULE: 6-10
COM ID: 1033047	Comments: Multiple attachments at 3m. Decay in pruning wounds. Cavity.		
<b>Tree - DN169</b>		<b><i>Angophora floribunda</i> , Rough-barked Apple</b>	
Origin: Victoria	Type: Evergreen Broadleaf	Age: Mature	
DBH: 77	Height: 23m	Width: 20m	TPZ: 9.2m
Crown class: Symmetrical	Health: Fair	Structure: Fair	SULE: 11-20
COM ID: 1033050	Comments: Exosed roots. Small deadwood.		
<b>Tree - DN170</b>		<b><i>Ulmus xhollandica</i> , Dutch Elm</b>	
Origin: Exotic	Type: Deciduous Broadleaf	Age: Over mature	
DBH: 65	Height: 16m	Width: 18m	TPZ: 7.8m
Crown class: Symmetrical	Health: Dormant	Structure: Fair	SULE: 1-5
COM ID: 1033046	Comments: Medium deadwood. Evidence of branch failures.		
<b>Tree - DN171</b>		<b><i>Ulmus procera</i> , English Elm</b>	
Origin: Exotic	Type: Deciduous Broadleaf	Age: Over mature	
DBH: 81	Height: 18m	Width: 18m	TPZ: 9.7m
Crown class: Symmetrical	Health: Dormant	Structure: Fair-Poor	SULE: 1-5
COM ID: 1033045	Comments: Appears to be in poor health. Copious epicormic shhots. Medium deadwood. Evidence of branch failures. Multiple attachments at 4m. Exposed roots and decay.		





JOHN PATRICK PTY LTD  
324 Victoria Street,  
Richmond, VIC 3121  
T +61 3 9429 4855  
F +61 3 9429 8211  
admin@johnpatrick.com.au  
www.johnpatrick.com.au

CLIENT  
**MELBOURNE METRO**  
  
PROJECT  
**MELBOURNE METRO  
RAIL PROJECT**

DRAWING  
**DOMAIN (2)**



SCALE 1:1250 @A4  
DATE NOV 2015  
DRAWN MF  
CHECKED SH  
JOB NO 15-280  
DWG NO TS18  
CAD FILE 15-280 L-TS01

**COPYRIGHT**  
This drawing must not be  
copied in whole or in part  
without the written consent  
of JOHN PATRICK Pty Ltd.  
  
**PLEASE NOTE**  
The contractor must verify all  
dimensions on site before  
commencing any work or  
preparing any shop drawings.  
Do not scale off drawings.





JOHN PATRICK PTY LTD  
324 Victoria Street,  
Richmond, VIC 3121  
T +61 3 9429 4855  
F +61 3 9429 8211  
admin@johnpatrick.com.au  
www.johnpatrick.com.au

CLIENT  
**MELBOURNE METRO**  
  
PROJECT  
**MELBOURNE METRO  
RAIL PROJECT**

DRAWING  
**DOMAIN (2)**



SCALE 1:1250 @A4  
DATE NOV 2015  
DRAWN MF  
CHECKED SH  
JOB NO 15-280  
DWG NO TS19  
CAD FILE 15-280 L-TS01

**COPYRIGHT**  
This drawing must not be  
copied in whole or in part  
without the written consent  
of JOHN PATRICK Pty Ltd.  
  
**PLEASE NOTE**  
The contractor must verify all  
dimensions on site before  
commencing any work or  
preparing any shop drawings.  
  
Do not scale off drawings.

<b>Tree - DC001</b>		<b><i>Ulmus sp.</i> , Elm</b>	
Origin: Exotic	Type: Deciduous Broadleaf		Age: Mature
DBH: 60	Height: 16m	Width: 13m	TPZ: 7.2m
Crown class: Intermediate	Health: Dormant	Structure: Fair	SULE: 11-20
COM ID: 1027722	Comments:		
<b>Tree - DC002</b>		<b><i>Ulmus sp.</i> , Elm</b>	
Origin: Exotic	Type: Deciduous Broadleaf		Age: Semi-mature
DBH: 42	Height: 11m	Width: 16m	TPZ: 5m
Crown class: Intermediate	Health: Dormant	Structure: Fair	SULE: 11-20
COM ID: 1027721	Comments: Partial supression from east		
<b>Tree - DC003</b>		<b><i>Ulmus procera</i> , English Elm</b>	
Origin: Exotic	Type: Deciduous Broadleaf		Age: Juvenile
DBH: 6	Height: 4m	Width: 3m	TPZ: 2.0m
Crown class: Symmetrical	Health: Dormant	Structure: Fair	SULE: 60+
COM ID: 1286038	Comments: Juvenile tree.		
<b>Tree - DC004</b>		<b><i>Ulmus sp.</i> , Elm</b>	
Origin: Exotic	Type: Deciduous Broadleaf		Age: Juvenile
DBH: 10	Height: 6m	Width: 3m	TPZ: 2.0m
Crown class: Symmetrical	Health: Dormant	Structure: Poor	SULE: 1-5
COM ID: 1287187	Comments: Decay from failure in terminal union. Not viable.		
<b>Tree - DC005</b>		<b><i>Ulmus procera</i> , English Elm</b>	
Origin: Exotic	Type: Deciduous Broadleaf		Age: Juvenile
DBH: 9	Height: 6m	Width: 2m	TPZ: 2.0m
Crown class: Symmetrical	Health: Dormant	Structure: Fair	SULE: 60+
COM ID: 1065375	Comments: Minor branch tear.		
<b>Tree - DC006</b>		<b><i>Tilia cordata</i> , Small-leaved Linden</b>	
Origin: Exotic	Type: Deciduous Broadleaf		Age: Juvenile
DBH: 12	Height: 6m	Width: 4m	TPZ: 2.0m
Crown class: Asymmetrical	Health: Dormant	Structure: Fair-Good	SULE: 60+
COM ID: 1062816	Comments: Occluded major trunk scar		
<b>Tree - DC007</b>		<b><i>Ulmus sp.</i> , Elm</b>	
Origin: Exotic	Type: Deciduous Broadleaf		Age: Semi-mature
DBH: 10	Height: 7m	Width: 4m	TPZ: 2.0m
Crown class: Symmetrical	Health: Dormant	Structure: Poor	SULE: 1-5
COM ID: 1287218	Comments: Tract of decay down trunk. Not viable.		
<b>Tree - DC008</b>		<b><i>Corymbia ficifolia</i> , Red-flowering Gum</b>	
Origin: Australian Native	Type: Evergreen Broadleaf		Age: Semi-mature
DBH: 36	Height: 6m	Width: 7m	TPZ: 4.3m
Crown class: Symmetrical	Health: Fair-Poor	Structure: Fair-Poor	SULE: 6-10
COM ID: 1031685	Comments: Twisted, stunted tree.		

<b>Tree - DC009</b>		<b><i>Corymbia ficifolia</i> , Red-flowering Gum</b>	
Origin: Australian Native	Type: Evergreen Broadleaf	Age: Semi-mature	
DBH: 39	Height: 9m	Width: 6m	TPZ: 4.7m
Crown class: Symmetrical	Health: Fair	Structure: Fair	SULE: 21-30
COM ID: 1031684	Comments: Fine deadwood only.		
<b>Tree - DC010</b>		<b><i>Ulmus sp.</i> , Elm</b>	
Origin: Exotic	Type: Deciduous Broadleaf	Age: Juvenile	
DBH: 10	Height: 7m	Width: 5m	TPZ: 2.0m
Crown class: Symmetrical	Health: Dormant	Structure: Fair	SULE: 60+
COM ID: 1287175	Comments:		
<b>Tree - DC011</b>		<b><i>Phoenix canariensis</i> , Canary Island Date Palm</b>	
Origin: Exotic	Type: Evergreen Palm	Age: Mature	
DBH: 83	Height: 15m	Width: 8m	TPZ: 10m
Crown class: Symmetrical	Health: Fair	Structure: Fair-Good	SULE: 31-60
COM ID: 1031687	Comments: Dead lower fronds		
<b>Tree - DC012</b>		<b><i>Corymbia ficifolia</i> , Red-flowering Gum</b>	
Origin: Australian Native	Type: Evergreen Broadleaf	Age: Semi-mature	
DBH: 28	Height: 7m	Width: 6m	TPZ: 3.4m
Crown class: Asymmetrical	Health: Fair-Poor	Structure: Fair-Poor	SULE: 6-10
COM ID: 1031681	Comments: Limited crown.		
<b>Tree - DC013</b>		<b><i>Corymbia ficifolia</i> , Red-flowering Gum</b>	
Origin: Australian Native	Type: Evergreen Broadleaf	Age: Mature	
DBH: 26	Height: 4m	Width: 4m	TPZ: 3.1m
Crown class: Intermediate	Health: Dormant	Structure: Poor	SULE: 1-5
COM ID: 1031683	Comments: Upper crown dieback		
<b>Tree - DC014</b>		<b>Unknown</b>	
Origin:	Type:	Age:	
DBH: 128	Height: 0m	Width: 0m	TPZ: m
Crown class:	Health:	Structure:	SULE:
COM ID: 1031610	Comments: Removed.		
<b>Tree - DC015</b>		<b><i>Ulmus procera</i> , English Elm</b>	
Origin: Exotic	Type: Deciduous Broadleaf	Age: Mature	
DBH: 73	Height: 18m	Width: 16m	TPZ: 8.8m
Crown class: Symmetrical	Health: Dormant	Structure: Fair	SULE: 11-20
COM ID: 1508477	Comments: Slime flux. Limited crown		
<b>Tree - DC016</b>		<b><i>Ulmus sp.</i> , Elm</b>	
Origin: Exotic	Type: Deciduous Broadleaf	Age: Mature	
DBH: 74	Height: 10m	Width: 12m	TPZ: 8.9m
Crown class: Intermediate	Health: Dormant	Structure: Poor	SULE: 1-5
COM ID: 1029420	Comments: Very limited crown		

<b>Tree - DC017</b>		<b><i>Pinus canariensis</i> , Canary Island Pine</b>	
Origin: Exotic	Type: Evergreen Conifer		Age: Mature
DBH: 83	Height: 24m	Width: 20m	TPZ: 10m
Crown class: Symmetrical	Health: Fair-Good	Structure: Fair-Good	SULE: 31-60
COM ID: 1031678	Comments:		
<b>Tree - DC018</b>		<b><i>Corymbia ficifolia</i> , Red-flowering Gum</b>	
Origin: Australian Native	Type: Evergreen Broadleaf		Age: Semi-mature
DBH: 23	Height: 5m	Width: 3m	TPZ: 2.8m
Crown class: Intermediate	Health: Fair-Good	Structure: Fair	SULE: 6-10
COM ID: 1031682	Comments: Stunted		
<b>Tree - DC019</b>		<b><i>Ulmus sp.</i> , Elm</b>	
Origin: Exotic	Type: Deciduous Broadleaf		Age: Semi-mature
DBH: 47	Height: 15m	Width: 10m	TPZ: 5.6m
Crown class: Intermediate	Health: Dormant	Structure: Fair	SULE: 11-20
COM ID: 1029421	Comments:		
<b>Tree - DC020</b>		<b><i>Ulmus sp.</i> , Elm</b>	
Origin: Exotic	Type: Deciduous Broadleaf		Age: Semi-mature
DBH: 48	Height: 13m	Width: 10m	TPZ: 5.8m
Crown class: Asymmetrical	Health: Dormant	Structure: Fair-Poor	SULE: 6-10
COM ID: 1029422	Comments: Crown limited by Moreton Bay Fig to south east.		
<b>Tree - DC021</b>		<b><i>Ulmus procera</i> , English Elm</b>	
Origin: Exotic	Type: Deciduous Broadleaf		Age: Mature
DBH: 111	Height: 19m	Width: 22m	TPZ: 13.3m
Crown class: Symmetrical	Health: Dormant	Structure: Fair	SULE: 11-20
COM ID: 1031674	Comments: High value specimen		
<b>Tree - DC022</b>		<b><i>Lophostemon confertus</i> , Brush Box</b>	
Origin: Australian Native	Type: Evergreen Broadleaf		Age: Semi-mature
DBH: 44	Height: 11m	Width: 9m	TPZ: 5.3m
Crown class: Asymmetrical	Health: Fair	Structure: Fair	SULE: 21-30
COM ID: 1031673	Comments: Overshadowed. Slightly sparse.		
<b>Tree - DC023</b>		<b><i>Ulmus sp.</i> , Elm</b>	
Origin: Exotic	Type: Deciduous Broadleaf		Age: Semi-mature
DBH: 10	Height: 7m	Width: 3m	TPZ: 2.0m
Crown class: Symmetrical	Health: Dormant	Structure: Fair	SULE: 60+
COM ID: 1287176	Comments:		
<b>Tree - DC024</b>		<b><i>Phoenix canariensis</i> , Canary Island Date Palm</b>	
Origin: Exotic	Type: Evergreen Palm		Age: Mature
DBH: 72	Height: 16m	Width: 8m	TPZ: 5.0m
Crown class: Symmetrical	Health: Fair	Structure: Fair	SULE: 31-60
COM ID: 1031677	Comments: Apron of dead fronds.		



<b>Tree - DC025</b>	<b><i>Corymbia ficifolia</i> , Red-flowering Gum</b>		
Origin: Australian Native	Type: Evergreen Broadleaf	Age: Semi-mature	
DBH: 39	Height: 11m	Width: 8m	TPZ: 4.7m
Crown class: Symmetrical	Health: Fair	Structure: Fair-Good	SULE: 6-10
COM ID: 1031672	Comments: Slightly limited crown.		
<b>Tree - DC026</b>	<b><i>Pinus canariensis</i> , Canary Island Pine</b>		
Origin: Exotic	Type: Evergreen Conifer	Age: Over mature	
DBH: 84	Height: 22m	Width: 18m	TPZ: 10.1m
Crown class: Symmetrical	Health: Fair-Good	Structure: Fair-Good	SULE: 31-60
COM ID: 1031671	Comments: High value tree		
<b>Tree - DC027</b>	<b><i>Corymbia ficifolia</i> , Red-flowering Gum</b>		
Origin: Australian Native	Type: Evergreen Broadleaf	Age:	
DBH: 37	Height: 0m	Width: 0m	TPZ: m
Crown class:	Health:	Structure:	SULE:
COM ID: 1031670	Comments: Removed		
<b>Tree - DC028</b>	<b><i>Corymbia ficifolia</i> , Red-flowering Gum</b>		
Origin: Australian Native	Type: Evergreen Broadleaf	Age:	
DBH: 44	Height: 0m	Width: 0m	TPZ: m
Crown class:	Health:	Structure:	SULE:
COM ID: 1031669	Comments: Removed		
<b>Tree - DC029</b>	<b><i>Corymbia ficifolia</i> , Red-flowering Gum</b>		
Origin: Australian Native	Type: Evergreen Broadleaf	Age:	
DBH: 0	Height: 0m	Width: 0m	TPZ: m
Crown class:	Health:	Structure:	SULE:
COM ID: 1457867	Comments: Removed		
<b>Tree - DC030</b>	<b><i>Corymbia ficifolia</i> , Red-flowering Gum</b>		
Origin: Australian Native	Type: Evergreen Broadleaf	Age: Mature	
DBH: 49	Height: 14m	Width: 11m	TPZ: 5.9m
Crown class: Intermediate	Health: Fair	Structure: Fair	SULE: 21-30
COM ID: 1031665	Comments:		
<b>Tree - DC031</b>	<b><i>Corymbia ficifolia</i> , Red-flowering Gum</b>		
Origin: Australian Native	Type: Evergreen Broadleaf	Age:	
DBH: 38	Height: 0m	Width: 0m	TPZ: m
Crown class:	Health:	Structure:	SULE:
COM ID: 1031664	Comments: Removed		
<b>Tree - DC032</b>	<b><i>Corymbia ficifolia</i> , Red-flowering Gum</b>		
Origin: Australian Native	Type: Evergreen Broadleaf	Age: Semi-mature	
DBH: 38	Height: 5m	Width: 4m	TPZ: 4.6m
Crown class: Symmetrical	Health: Fair-Poor	Structure: Poor	SULE: 0
COM ID: 1031663	Comments: Extensive trunk decay		

<b>Tree - DC033</b>		<b><i>Corymbia ficifolia</i> , Red-flowering Gum</b>	
Origin: Australian Native	Type: Evergreen Broadleaf	Age:	
DBH: 0	Height: 0m	Width: 0m	TPZ: m
Crown class:	Health:	Structure:	SULE:
COM ID: 1287178	Comments: Removed		
<b>Tree - DC034</b>		<b><i>Platanus xacerifolia</i> , London Plane</b>	
Origin: Exotic	Type: Deciduous Broadleaf	Age:	
DBH: 55	Height: 0m	Width: 0m	TPZ: 6.6m
Crown class:	Health:	Structure:	SULE:
COM ID: 1029455	Comments: Check location		
<b>Tree - DC035</b>		<b><i>Ulmus sp.</i> , Elm</b>	
Origin: Exotic	Type: Deciduous Broadleaf	Age: Mature	
DBH: 63	Height: 11m	Width: 15m	TPZ: 7.6m
Crown class: Suppressed	Health: Dormant	Structure: Fair-Poor	SULE: 6-10
COM ID: 1029456	Comments: Decay in scaffolds		
<b>Tree - DC036</b>		<b><i>Ficus macrophylla</i> , Moreton Bay Fig</b>	
Origin: Australian Native	Type: Evergreen Broadleaf	Age: Over mature	
DBH: 149	Height: 20m	Width: 30m	TPZ: 15.0m
Crown class: Symmetrical	Health: Fair-Good	Structure: Fair	SULE: 31-60
COM ID: 1031651	Comments: High value tree		
<b>Tree - DC037</b>		<b><i>Cupressus torulosa</i> , Bhutan Cypress</b>	
Origin: Exotic	Type: Evergreen Conifer	Age: Mature	
DBH: 48	Height: 19m	Width: 6m	TPZ: 5.8m
Crown class: Symmetrical	Health: Fair-Good	Structure: Fair-Good	SULE: 31-60
COM ID: 1031650	Comments:		
<b>Tree - DC038</b>		<b><i>Ulmus sp.</i> , Elm</b>	
Origin: Exotic	Type: Deciduous Broadleaf	Age: Mature	
DBH: 64	Height: 12m	Width: 16m	TPZ: 7.7m
Crown class: Symmetrical	Health: Dormant	Structure: Fair	SULE: 6-10
COM ID: 1029464	Comments: Crown reduced		
<b>Tree - DC039</b>		<b><i>Corymbia ficifolia</i> , Red-flowering Gum</b>	
Origin: Australian Native	Type: Evergreen Broadleaf	Age: Semi-mature	
DBH: 31	Height: 7m	Width: 7m	TPZ: 3.7m
Crown class: Intermediate	Health: Fair	Structure: Fair	SULE: 6-10
COM ID: 1031653	Comments: Low vigour specimen		
<b>Tree - DC040</b>		<b><i>Phoenix canariensis</i> , Canary Island Date Palm</b>	
Origin: Exotic	Type: Evergreen Palm	Age: Mature	
DBH: 74	Height: 18m	Width: 8m	TPZ: 5.0m
Crown class: Symmetrical	Health: Fair-Good	Structure: Fair-Good	SULE: 31-60
COM ID: 1031652	Comments:		

<b>Tree - DC041</b>		<b><i>Corymbia ficifolia</i> , Red-flowering Gum</b>	
Origin: Australian Native	Type: Evergreen Broadleaf	Age: Mature	
DBH: 57	Height: 10m	Width: 11m	TPZ: 6.8m
Crown class: Symmetrical	Health: Fair	Structure: Fair	SULE: 11-20
COM ID: 1031654	Comments: Patches of dieback through crown.Growth lean to east		
<b>Tree - DC042</b>		<b><i>Angophora floribunda</i> , Rough-barked Apple</b>	
Origin: Victoria	Type: Evergreen Broadleaf	Age: Mature	
DBH: 76	Height: 19m	Width: 20m	TPZ: 9.1m
Crown class: Symmetrical	Health: Fair-Good	Structure: Fair	SULE: 31-60
COM ID: 1031648	Comments:		
<b>Tree - DC043</b>		<b><i>Ulmus sp.</i> , Elm</b>	
Origin: Exotic	Type: Deciduous Broadleaf	Age: Mature	
DBH: 62	Height: 18m	Width: 11m	TPZ: 7.4m
Crown class: Asymmetrical	Health: Dormant	Structure: Fair	SULE: 6-10
COM ID: 1029463	Comments: Decay in trunk. Limited crown		
<b>Tree - DC044</b>		<b><i>Platanus xacerifolia</i> , London Plane</b>	
Origin: Exotic	Type: Deciduous Broadleaf	Age: Semi-mature	
DBH: 14 Estimate	Height: 9m	Width: 6m	TPZ: 2.0m
Crown class: Symmetrical	Health: Dormant	Structure: Fair-Good	SULE: 31-60
COM ID: 1062269	Comments:		
<b>Tree - DC045</b>		<b><i>Ulmus sp.</i> , Elm</b>	
Origin: Exotic	Type: Deciduous Broadleaf	Age: Semi-mature	
DBH: 27	Height: 10m	Width: 8m	TPZ: 3.2m
Crown class: Symmetrical	Health: Dormant	Structure: Fair	SULE: 31-60
COM ID: 1029462	Comments:		
<b>Tree - DC046</b>		<b><i>Corymbia ficifolia</i> , Red-flowering Gum</b>	
Origin: Australian Native	Type: Evergreen Broadleaf	Age: Mature	
DBH: 45	Height: 9m	Width: 12m	TPZ: 5.4m
Crown class: Symmetrical	Health: Poor	Structure: Fair	SULE: 1-5
COM ID: 1031660	Comments:		
<b>Tree - DC047</b>		<b><i>Corymbia ficifolia</i> , Red-flowering Gum</b>	
Origin: Australian Native	Type: Evergreen Broadleaf	Age: Mature	
DBH: 47	Height: 13m	Width: 7m	TPZ: 5.6m
Crown class: Suppressed	Health: Fair-Poor	Structure: Poor	SULE: 1-5
COM ID: 1031661	Comments:		
<b>Tree - DC048</b>		<b><i>Corymbia ficifolia</i> , Red-flowering Gum</b>	
Origin: Australian Native	Type: Evergreen Broadleaf	Age: Mature	
DBH: 63	Height: 9m	Width: 11m	TPZ: 7.6m
Crown class: Symmetrical	Health: Fair	Structure: Fair	SULE: 11-20
COM ID: 1031659	Comments: Some dieback		

<b>Tree - DC049</b>		<b><i>Corymbia ficifolia</i> , Red-flowering Gum</b>	
Origin: Australian Native	Type: Evergreen Broadleaf		Age: Mature
DBH: 52	Height: 9m	Width: 6m	TPZ: 6.2m
Crown class: Asymmetrical	Health: Poor	Structure: Poor	SULE: 0
COM ID: 1031656	Comments: Poor tree		
<b>Tree - DC050</b>		<b><i>Corymbia ficifolia</i> , Red-flowering Gum</b>	
Origin: Australian Native	Type: Evergreen Broadleaf		Age: Mature
DBH: 76	Height: 16m	Width: 22m	TPZ: 9.1m
Crown class: Asymmetrical	Health: Fair-Good	Structure: Fair	SULE: 21-30
COM ID: 1031636	Comments: Kino. Extended primary structure.		
<b>Tree - DC051</b>		<b><i>Corymbia ficifolia</i> , Red-flowering Gum</b>	
Origin: Australian Native	Type: Evergreen Broadleaf		Age: Semi-mature
DBH: 52	Height: 8m	Width: 10m	TPZ: 6.2m
Crown class: Symmetrical	Health: Fair	Structure: Fair-Poor	SULE: 11-20
COM ID: 1031638	Comments: Decay in primary structure		
<b>Tree - DC052</b>		<b><i>Ulmus sp.</i> , Elm</b>	
Origin: Exotic	Type: Deciduous Broadleaf		Age: Semi-mature
DBH: 21	Height: 9m	Width: 5m	TPZ: 2.5m
Crown class: Symmetrical	Health: Dormant	Structure: Fair-Good	SULE: 31-60
COM ID: 1029461	Comments:		
<b>Tree - DC053</b>		<b><i>Ulmus procera</i> , English Elm</b>	
Origin: Exotic	Type: Deciduous Broadleaf		Age: Semi-mature
DBH: 19	Height: 8m	Width: 4m	TPZ: 2.3m
Crown class: Symmetrical	Health: Dormant	Structure: Fair	SULE: 31-60
COM ID: 1029460	Comments: Manual input		
<b>Tree - DC054</b>		<b><i>Lophostemon confertus</i> , Brush Box</b>	
Origin: Australian Native	Type: Evergreen Broadleaf		Age: Mature
DBH: 77	Height: 17m	Width: 16m	TPZ: 9.2m
Crown class: Symmetrical	Health: Fair-Good	Structure: Fair-Good	SULE: 60+
COM ID: 1031639	Comments:		
<b>Tree - DC055</b>		<b><i>Ulmus sp.</i> , Elm</b>	
Origin: Exotic	Type: Deciduous Broadleaf		Age: Mature
DBH: 78	Height: 16m	Width: 19m	TPZ: 9.4m
Crown class: Symmetrical	Health: Dormant	Structure: Fair	SULE: 11-20
COM ID: 1029459	Comments: Major basal wound		
<b>Tree - DC056</b>		<b><i>Phoenix canariensis</i> , Canary Island Date Palm</b>	
Origin: Exotic	Type: Evergreen Palm		Age: Mature
DBH: 75	Height: 17m	Width: 8m	TPZ: 5m
Crown class: Symmetrical	Health: Fair-Good	Structure: Fair-Good	SULE: 31-60
COM ID: 1031637	Comments:		



<b>Tree - DC057</b>		<b><i>Corymbia ficifolia</i> , Red-flowering Gum</b>	
Origin: Australian Native	Type: Evergreen Broadleaf	Age: Mature	
DBH: 55	Height: 8m	Width: 10m	TPZ: 6.6m
Crown class: Symmetrical	Health: Fair	Structure: Fair	SULE: 21-30
COM ID: 1457866	Comments:		
<b>Tree - DC058</b>		<b><i>Corymbia ficifolia</i> , Red-flowering Gum</b>	
Origin: Australian Native	Type: Evergreen Broadleaf	Age: Mature	
DBH: 55	Height: 0m	Width: 0m	TPZ: 6.6m
Crown class:	Health:	Structure:	SULE:
COM ID: 1031632	Comments: Location not found		
<b>Tree - DC059</b>		<b><i>Corymbia ficifolia</i> , Red-flowering Gum</b>	
Origin: Australian Native	Type: Evergreen Broadleaf	Age: Mature	
DBH: 40	Height: 16m	Width: 11m	TPZ: 4.8m
Crown class: Symmetrical	Health: Fair	Structure: Fair	SULE: 21-30
COM ID: 1031628	Comments: Open crown		
<b>Tree - DC060</b>		<b><i>Pinus halepensis</i> , Aleppo Pine</b>	
Origin: Exotic	Type: Evergreen Conifer	Age: Juvenile	
DBH: 12	Height: 5m	Width: 4m	TPZ: 2.0m
Crown class: Symmetrical	Health: Fair-Good	Structure: Fair-Good	SULE: 60+
COM ID: 1457864	Comments:		
<b>Tree - DC061</b>		<b><i>Pinus pinea</i> , Stone Pine</b>	
Origin: Exotic	Type: Evergreen Conifer	Age: Juvenile	
DBH: 15	Height: 5m	Width: 3m	TPZ: 2.0m
Crown class: Symmetrical	Health: Fair-Good	Structure: Fair	SULE: 60+
COM ID: 1457865	Comments:		
<b>Tree - DC062</b>		<b><i>Corymbia ficifolia</i> , Red-flowering Gum</b>	
Origin: Australian Native	Type: Evergreen Broadleaf	Age: Mature	
DBH: 49	Height: 15m	Width: 13m	TPZ: 5.9m
Crown class: Symmetrical	Health: Fair-Poor	Structure: Fair-Poor	SULE: 11-20
COM ID: 1031642	Comments: Some deadwood and dieback evident. Cambial decay borer		
<b>Tree - DC063</b>		<b><i>Corymbia ficifolia</i> , Red-flowering Gum</b>	
Origin: Australian Native	Type: Evergreen Broadleaf	Age:	
DBH: 37	Height: 0m	Width: 0m	TPZ: 4.4m
Crown class:	Health:	Structure:	SULE:
COM ID: 1031643	Comments: Removed		
<b>Tree - DC064</b>		<b><i>Corymbia ficifolia</i> , Red-flowering Gum</b>	
Origin: Australian Native	Type: Evergreen Broadleaf	Age:	
DBH: 55	Height: 0m	Width: 0m	TPZ: 6.6m
Crown class:	Health:	Structure:	SULE:
COM ID: 1031641	Comments: Removed		

<b>Tree - DC065</b>		<b><i>Araucaria cunninghamii</i> , Hoop Pine</b>	
Origin: Australian Native	Type: Evergreen Conifer	Age: Mature	
DBH: 90	Height: 26m	Width: 18m	TPZ: 10.8m
Crown class: Asymmetrical	Health: Fair-Good	Structure: Fair-Good	SULE: 31-60
COM ID: 1031646	Comments:		
<b>Tree - DC066</b>		<b><i>Pinus radiata</i> , Monterey Pine</b>	
Origin: Exotic weed	Type: Evergreen Conifer	Age: Mature	
DBH: 99 Measured low	Height: 20m	Width: 20m	TPZ: 11.9m
Crown class: Asymmetrical	Health: Fair	Structure: Fair	SULE: 11-20
COM ID: 1031645	Comments: Codominant from 1.6m		
<b>Tree - DC067</b>		<b><i>Ulmus sp.</i> , Elm</b>	
Origin: Exotic	Type: Deciduous Broadleaf	Age: Semi-mature	
DBH: 45	Height: 11m	Width: 9m	TPZ: 5.4m
Crown class: Symmetrical	Health: Dormant	Structure: Fair	SULE: 11-20
COM ID: 1029458	Comments:		
<b>Tree - DC068</b>		<b><i>Ulmus sp.</i> , Elm</b>	
Origin: Exotic	Type: Deciduous Broadleaf	Age: Semi-mature	
DBH: 48	Height: 12m	Width: 10m	TPZ: 5.8m
Crown class: Symmetrical	Health: Dormant	Structure: Fair-Poor	SULE: 11-20
COM ID: 1029457	Comments: Number failures evident		
<b>Tree - DC069</b>		<b><i>Ulmus sp.</i> , Elm</b>	
Origin: Exotic	Type: Deciduous Broadleaf	Age: Mature	
DBH: 78	Height: 13m	Width: 13m	TPZ: 9.4m
Crown class: Asymmetrical	Health: Dormant	Structure: Fair	SULE: 6-10
COM ID: 1027744	Comments: Crown reduced		
<b>Tree - DC070</b>		<b><i>Erythrina crista-galli</i> , Cock's Comb Coral Tree</b>	
Origin: Exotic	Type: Deciduous Broadleaf	Age: Mature	
DBH: 107 Estimate low	Height: 16m	Width: 17m	TPZ: 12.8m
Crown class: Symmetrical	Health: Dormant	Structure: Fair-Good	SULE: 21-30
COM ID: 1031585	Comments: Possibly x sykesii		
<b>Tree - DC071</b>		<b><i>Washingtonia filifera</i> , American Cotton Palm</b>	
Origin: Exotic	Type: Evergreen Palm	Age: Mature	
DBH: 45	Height: 23m	Width: 3m	TPZ: 4.0m
Crown class: Symmetrical	Health: Fair-Good	Structure: Good	SULE: 31-60
COM ID: 1031586	Comments: Doesn't appear to be <i>Livistona</i>		
<b>Tree - DC072</b>		<b><i>Eucalyptus robusta</i> , Swamp Mahogany</b>	
Origin: Australian Native	Type: Evergreen Broadleaf	Age: Mature	
DBH: 72	Height: 19m	Width: 18m	TPZ: 8.6m
Crown class: Symmetrical	Health: Fair-Good	Structure: Fair	SULE: 11-20
COM ID: 1031584	Comments: Slightly sparse		

<b>Tree - DC073</b>		<b><i>Lophostemon confertus</i> , Brush Box</b>	
Origin: Australian Native	Type: Evergreen Broadleaf	Age: Mature	
DBH: 57	Height: 13m	Width: 11m	TPZ: 6.8m
Crown class: Intermediate	Health: Fair	Structure: Poor	SULE: 21-30
COM ID: 1031587	Comments: Slight asymmetry		
<b>Tree - DC074</b>		<b><i>Phoenix canariensis</i> , Canary Island Date Palm</b>	
Origin: Exotic	Type: Evergreen Palm	Age: Semi-mature	
DBH: 67	Height: 11m	Width: 7m	TPZ: 4.5m
Crown class: Symmetrical	Health: Fair-Good	Structure: Fair-Good	SULE: 60+
COM ID: 1027745	Comments:		
<b>Tree - DC075</b>		<b><i>Phoenix canariensis</i> , Canary Island Date Palm</b>	
Origin: Exotic	Type: Evergreen Palm	Age: Semi-mature	
DBH: 70	Height: 10m	Width: 7m	TPZ: 4.5m
Crown class: Symmetrical	Health: Fair-Good	Structure: Fair-Good	SULE: 60+
COM ID: 1027746	Comments:		
<b>Tree - DC076</b>		<b><i>Phoenix canariensis</i> , Canary Island Date Palm</b>	
Origin: Exotic	Type: Evergreen Palm	Age: Semi-mature	
DBH: 67	Height: 11m	Width: 7m	TPZ: 4.5m
Crown class: Symmetrical	Health: Fair-Good	Structure: Fair-Good	SULE: 60+
COM ID: 1027747	Comments:		
<b>Tree - DC077</b>		<b><i>Phoenix canariensis</i> , Canary Island Date Palm</b>	
Origin: Exotic	Type: Evergreen Palm	Age: Semi-mature	
DBH: 56	Height: 11m	Width: 7m	TPZ: 4.5m
Crown class: Symmetrical	Health: Fair-Good	Structure: Fair-Good	SULE: 60+
COM ID: 1031591	Comments:		
<b>Tree - DC078</b>		<b><i>Phoenix canariensis</i> , Canary Island Date Palm</b>	
Origin: Exotic	Type: Evergreen Palm	Age: Semi-mature	
DBH: 68	Height: 9m	Width: 7m	TPZ: 4.5m
Crown class: Symmetrical	Health: Fair-Good	Structure: Fair-Good	SULE: 60+
COM ID: 1031589	Comments:		
<b>Tree - DC079</b>		<b><i>Cupressus torulosa</i> , Bhutan Cypress</b>	
Origin: Exotic	Type: Evergreen Conifer	Age: Semi-mature	
DBH: 20	Height: 6m	Width: 2m	TPZ: 2.4m
Crown class: Symmetrical	Health: Fair-Good	Structure: Fair-Good	SULE: 60+
COM ID: 1357485	Comments: Shrine ID 7a. Developing specimen		
<b>Tree - DC080</b>		<b><i>Cupressus torulosa</i> , Bhutan Cypress</b>	
Origin: Exotic	Type: Evergreen Conifer	Age: Mature	
DBH: 60 Estimate low	Height: 17m	Width: 7m	TPZ: 7.2m
Crown class: Symmetrical	Health: Fair-Good	Structure: Fair-Good	SULE: 31-60
COM ID: 1032246	Comments: Shrine ID 7. Plaque 3rd Cavalry		

<b>Tree - DC081</b>		<b><i>Ulmus procera</i> , English Elm</b>	
Origin: Exotic	Type: Deciduous Broadleaf	Age: Mature	
DBH: 87	Height: 21m	Width: 18m	TPZ: 10.4m
Crown class: Symmetrical	Health: Dormant	Structure: Fair	SULE: 21-30
COM ID: 1032256	Comments: Shrine ID 9. Slime flux. Plaque 2/5th Aust Inf Battalion.		
<b>Tree - DC082</b>		<b><i>Agathis robusta</i> , Queensland Kauri</b>	
Origin: Australian Native	Type: Evergreen Conifer	Age: Semi-mature	
DBH: 80	Height: 25m	Width: 12m	TPZ: 9.6m
Crown class: Symmetrical	Health: Fair	Structure: Fair	SULE: 60+
COM ID: 1032266	Comments: Shrine ID 19. Plaque 2/7th Aust Inf		
<b>Tree - DC083</b>		<b><i>Podocarpus elatus</i> , Plum Pine</b>	
Origin: Australian Native	Type: Evergreen Conifer	Age: Juvenile	
DBH: 2 Estimate	Height: 2m	Width: 1m	TPZ: 2.0m
Crown class: Symmetrical	Health: Fair-Good	Structure: Fair-Good	SULE: 60+
COM ID: 1546547	Comments: New planting		
<b>Tree - DC084</b>		<b><i>Cupressus macrocarpa</i> , Monterey Cypress</b>	
Origin: Exotic	Type: Evergreen Conifer	Age: Mature	
DBH: 113 Measured low	Height: 17m	Width: 9m	TPZ: 13.6m
Crown class: Symmetrical	Health: Fair	Structure: Fair	SULE: 6-10
COM ID: 1032268	Comments: Shrine ID 20. Patchy dieback – early cypress canker? Plaque Ind Servicemen/women		
<b>Tree - DC085</b>		<b><i>Quercus canariensis</i> x <i>Quercus robur</i> , Hybrid Oak</b>	
Origin: Exotic	Type: Semi-deciduous Broadleaf	Age: Juvenile	
DBH: 7	Height: 5m	Width: 3m	TPZ: 2.0m
Crown class: Symmetrical	Health: Fair	Structure: Fair	SULE: 60+
COM ID: 1455471	Comments: New tree, possum browsed		
<b>Tree - DC086</b>		<b><i>Cupressus macrocarpa</i> , Monterey Cypress</b>	
Origin: Exotic	Type: Evergreen Conifer	Age:	
DBH: 0	Height: 0m	Width: 0m	TPZ: m
Crown class:	Health:	Structure:	SULE:
COM ID: 1032269	Comments: Removed		
<b>Tree - DC087</b>		<b><i>Quercus palustris</i> , Pin Oak</b>	
Origin: Exotic	Type: Deciduous Broadleaf	Age: Juvenile	
DBH: 8	Height: 6m	Width: 5m	TPZ: 2.0m
Crown class: Symmetrical	Health: Dormant	Structure: Fair	SULE: 60+
COM ID: 1455472	Comments:		
<b>Tree - DC088</b>		<b><i>Cupressus macrocarpa</i> , Monterey Cypress</b>	
Origin: Exotic	Type: Evergreen Conifer	Age: Mature	
DBH: 97	Height: 21m	Width: 15m	TPZ: 11.6m
Crown class: Asymmetrical	Health: Fair-Good	Structure: Fair-Poor	SULE: 11-20
COM ID: 1032272	Comments: Shrine ID 26. Lifted crown. Extended structure. Multiple failures.		



<b>Tree - DC089</b>		<b><i>Cupressus macrocarpa</i> , Monterey Cypress</b>	
Origin: Exotic	Type: Evergreen Conifer		Age:
DBH: 0	Height: 0m	Width: 0m	TPZ: m
Crown class:	Health:	Structure:	SULE:
COM ID: 1032273	Comments: Appears to have been removed.		
<b>Tree - DC090</b>		<b><i>Quercus robur</i> , English Oak Species uncertain</b>	
Origin: Exotic	Type: Deciduous Broadleaf		Age: Juvenile
DBH: 7	Height: 5m	Width: 4m	TPZ: 2.0m
Crown class: Symmetrical	Health: Dormant	Structure: Fair	SULE: 60+
COM ID: 1455475	Comments:		
<b>Tree - DC091</b>		<b><i>Quercus robur</i> , English Oak Species uncertain</b>	
Origin: Exotic	Type: Deciduous Broadleaf		Age: Juvenile
DBH: 5	Height: 5m	Width: 3m	TPZ: 2.0m
Crown class: Symmetrical	Health: Dormant	Structure: Fair	SULE: 60+
COM ID: 1455477	Comments:		
<b>Tree - DC092</b>		<b><i>Ulmus sp.</i> , Elm</b>	
Origin: Exotic	Type: Deciduous Broadleaf		Age: Mature
DBH: 54	Height: 9m	Width: 10m	TPZ: 6.5m
Crown class: Symmetrical	Health: Dormant	Structure: Fair-Poor	SULE: 1-5
COM ID: 1029554	Comments: Heavily crown reduced. Limited ULE		
<b>Tree - DC093</b>		<b><i>Ulmus sp.</i> , Elm</b>	
Origin: Exotic	Type: Deciduous Broadleaf		Age: Mature
DBH: 43	Height: 10m	Width: 10m	TPZ: 5.2m
Crown class: Symmetrical	Health: Dormant	Structure: Fair-Poor	SULE: 1-5
COM ID: 1029553	Comments: Deep basal cavity in trunk		
<b>Tree - DC094</b>		<b><i>Ulmus sp.</i> , Elm</b>	
Origin: Exotic	Type: Deciduous Broadleaf		Age: Mature
DBH: 48	Height: 12m	Width: 11m	TPZ: 5.8m
Crown class: Symmetrical	Health: Dormant	Structure: Fair	SULE: 6-10
COM ID: 1029552	Comments:		
<b>Tree - DC095</b>		<b><i>Ulmus sp.</i> , Elm</b>	
Origin: Exotic	Type: Deciduous Broadleaf		Age: Mature
DBH: 40	Height: 11m	Width: 10m	TPZ: 4.8m
Crown class: Symmetrical	Health: Dormant	Structure: Fair-Poor	SULE: 1-5
COM ID: 1029551	Comments: Basal impact scar. Multiple narrow unions.		
<b>Tree - DC096</b>		<b><i>Ulmus sp.</i> , Elm</b>	
Origin: Exotic	Type: Deciduous Broadleaf		Age: Mature
DBH: 44	Height: 10m	Width: 10m	TPZ: 5.3m
Crown class: Symmetrical	Health: Dormant	Structure: Fair-Poor	SULE: 1-5
COM ID: 1029548	Comments: Limited crown.		

<b>Tree - DC097</b>		<b><i>Ulmus sp.</i> , Elm</b>	
Origin: Exotic	Type: Deciduous Broadleaf		Age: Mature
DBH: 49	Height: 11m	Width: 0m	TPZ: 5.9m
Crown class: Symmetrical	Health: Dormant	Structure: Fair-Poor	SULE: 0
COM ID: 1029546	Comments: To be removed. Heavily crown reduced.		
<b>Tree - DC098</b>		<b><i>Ulmus sp.</i> , Elm</b>	
Origin: Exotic	Type: Deciduous Broadleaf		Age: Mature
DBH: 50	Height: 13m	Width: 9m	TPZ: 6m
Crown class: Symmetrical	Health: Dormant	Structure: Fair-Poor	SULE: 1-5
COM ID: 1029545	Comments: Failure scar on west side of tree. Deep cavity in base. Limited crown.		
<b>Tree - DC099</b>		<b><i>Ulmus sp.</i> , Elm</b>	
Origin: Exotic	Type: Deciduous Broadleaf		Age: Mature
DBH: 48	Height: 13m	Width: 11m	TPZ: 5.8m
Crown class: Symmetrical	Health: Dormant	Structure: Fair-Poor	SULE: 1-5
COM ID: 1029544	Comments: Heavy crown reduction.		
<b>Tree - DC100</b>		<b><i>Ulmus sp.</i> , Elm</b>	
Origin: Exotic	Type: Deciduous Broadleaf		Age: Mature
DBH: 49	Height: 12m	Width: 11m	TPZ: 5.9m
Crown class: Intermediate	Health: Dormant	Structure: Fair	SULE: 6-10
COM ID: 1029543	Comments: Limited crown.		
<b>Tree - DC101</b>		<b><i>Ulmus sp.</i> , Elm</b>	
Origin: Exotic	Type: Deciduous Broadleaf		Age: Over mature
DBH: 72	Height: 11m	Width: 9m	TPZ: 8.6m
Crown class: Symmetrical	Health: Dormant	Structure: Fair-Poor	SULE: 1-5
COM ID: 1029542	Comments: Heavily crown reduced		
<b>Tree - DC102</b>		<b><i>Ulmus sp.</i> , Elm</b>	
Origin: Exotic	Type: Deciduous Broadleaf		Age: Semi-mature
DBH: 21	Height: 10m	Width: 0m	TPZ: 2.5m
Crown class: Asymmetrical	Health: Dormant	Structure: Fair-Good	SULE: 31-60
COM ID: 1029541	Comments: severed roots at base		
<b>Tree - DC103</b>		<b><i>Ulmus sp.</i> , Elm</b>	
Origin: Exotic	Type: Deciduous Broadleaf		Age: Over mature
DBH: 73	Height: 13m	Width: 12m	TPZ: 8.8m
Crown class: Symmetrical	Health: Dormant	Structure: Fair-Poor	SULE: 1-5
COM ID: 1029540	Comments: Heavily crown reduced. Excavation at base.		
<b>Tree - DC104</b>		<b><i>Ulmus sp.</i> , Elm</b>	
Origin: Exotic	Type: Deciduous Broadleaf		Age: Semi-mature
DBH: 33 Estimate	Height: 13m	Width: 11m	TPZ: 4m
Crown class: Symmetrical	Health: Dormant	Structure: Fair-Good	SULE: 31-60
COM ID: 1029517	Comments:		

<b>Tree - DC105</b>		<b><i>Platanus xacerifolia</i> , London Plane</b>	
Origin: Exotic	Type: Deciduous Broadleaf		Age: Mature
DBH: 51	Height: 14m	Width: 16m	TPZ: 6.1m
Crown class: Symmetrical	Health: Dormant	Structure: Fair	SULE: 21-30
COM ID: 1029518	Comments:		
<b>Tree - DC106</b>		<b><i>Platanus xacerifolia</i> , London Plane</b>	
Origin: Exotic	Type: Deciduous Broadleaf		Age: Mature
DBH: 42 Estimate	Height: 16m	Width: 12m	TPZ: 5m
Crown class: Symmetrical	Health: Dormant	Structure: Fair-Good	SULE: 21-30
COM ID: 1029519	Comments:		
<b>Tree - DC107</b>		<b><i>Platanus xacerifolia</i> , London Plane</b>	
Origin: Exotic	Type: Deciduous Broadleaf		Age: Mature
DBH: 59 Estimate	Height: 15m	Width: 16m	TPZ: 7.1m
Crown class: Symmetrical	Health: Dormant	Structure: Fair	SULE: 21-30
COM ID: 1029520	Comments:		
<b>Tree - DC108</b>		<b><i>Platanus xacerifolia</i> , London Plane</b>	
Origin: Exotic	Type: Deciduous Broadleaf		Age: Juvenile
DBH: 10 Estimate	Height: 7m	Width: 6m	TPZ: 2.0m
Crown class: Symmetrical	Health: Dormant	Structure: Fair	SULE: 60+
COM ID: 1456074	Comments:		
<b>Tree - DC109</b>		<b><i>Platanus xacerifolia</i> , London Plane</b>	
Origin: Exotic	Type: Deciduous Broadleaf		Age: Juvenile
DBH: 15 Estimate	Height: 0m	Width: 0m	TPZ: 2.0m
Crown class: Symmetrical	Health: Dead	Structure: Fair	SULE: 60+
COM ID: 1456073	Comments: Replacement specimen?		
<b>Tree - DC110</b>		<b><i>Platanus xacerifolia</i> , London Plane</b>	
Origin: Exotic	Type: Deciduous Broadleaf		Age: Semi-mature
DBH: 30 Estimate low	Height: 13m	Width: 9m	TPZ: 3.6m
Crown class: Symmetrical	Health: Dormant	Structure: Fair	SULE: 31-60
COM ID: 1029523	Comments:		
<b>Tree - DC111</b>		<b><i>Platanus xacerifolia</i> , London Plane</b>	
Origin: Exotic	Type: Deciduous Broadleaf		Age: Mature
DBH: 40 Estimate	Height: 14m	Width: 14m	TPZ: 4.8m
Crown class: Symmetrical	Health: Dormant	Structure: Fair	SULE: 21-30
COM ID: 1029524	Comments:		
<b>Tree - DC112</b>		<b><i>Platanus xacerifolia</i> , London Plane</b>	
Origin: Exotic	Type: Deciduous Broadleaf		Age: Mature
DBH: 53 Estimate	Height: 16m	Width: 17m	TPZ: 6.4m
Crown class: Symmetrical	Health: Dormant	Structure: Fair	SULE: 11-20
COM ID: 1029525	Comments:		

<b>Tree - DC113</b>		<b><i>Platanus xacerifolia</i> , London Plane</b>	
Origin: Exotic	Type: Deciduous Broadleaf	Age: Mature	
DBH: 48 Estimate	Height: 14m	Width: 14m	TPZ: 5.8m
Crown class: Symmetrical	Health: Dormant	Structure: Fair	SULE: 21-30
COM ID: 1029526	Comments:		
<b>Tree - DC114</b>		<b><i>Platanus xacerifolia</i> , London Plane</b>	
Origin: Exotic	Type: Deciduous Broadleaf	Age: Mature	
DBH: 54 Estimate	Height: 15m	Width: 15m	TPZ: 6.5m
Crown class: Symmetrical	Health: Dormant	Structure: Fair	SULE: 21-30
COM ID: 1029527	Comments:		
<b>Tree - DC115</b>		<b><i>Platanus xacerifolia</i> , London Plane</b>	
Origin: Exotic	Type: Deciduous Broadleaf	Age:	
DBH: 51	Height: 0m	Width: 0m	TPZ: 6.1m
Crown class:	Health:	Structure:	SULE:
COM ID: 1029475	Comments: (check - removed)		
<b>Tree - DC116</b>		<b><i>Platanus xacerifolia</i> , London Plane</b>	
Origin: Exotic	Type: Deciduous Broadleaf	Age: Mature	
DBH: 49 Estimate	Height: 16m	Width: 16m	TPZ: 5.9m
Crown class: Symmetrical	Health: Dormant	Structure: Fair	SULE: 21-30
COM ID: 1029476	Comments:		
<b>Tree - DC117</b>		<b><i>Platanus xacerifolia</i> , London Plane</b>	
Origin: Exotic	Type: Deciduous Broadleaf	Age: Mature	
DBH: 53 Estimate	Height: 14m	Width: 16m	TPZ: 6.4m
Crown class: Symmetrical	Health: Dormant	Structure: Fair	SULE: 21-30
COM ID: 1029516	Comments:		
<b>Tree - DC118</b>		<b><i>Platanus xacerifolia</i> , London Plane</b>	
Origin: Exotic	Type: Deciduous Broadleaf	Age: Mature	
DBH: 46 Estimate	Height: 14m	Width: 14m	TPZ: 5.5m
Crown class: Symmetrical	Health: Dormant	Structure: Fair	SULE: 21-30
COM ID: 1029515	Comments:		
<b>Tree - DC119</b>		<b><i>Platanus xacerifolia</i> , London Plane</b>	
Origin: Exotic	Type: Deciduous Broadleaf	Age: Mature	
DBH: 49 Estimate	Height: 14m	Width: 14m	TPZ: 5.9m
Crown class: Symmetrical	Health: Dormant	Structure: Fair	SULE: 6-10
COM ID: 1029514	Comments: Partially crown reduced		
<b>Tree - DC120</b>		<b><i>Platanus xacerifolia</i> , London Plane</b>	
Origin: Exotic	Type: Deciduous Broadleaf	Age: Mature	
DBH: 44	Height: 13m	Width: 0m	TPZ: 5.3m
Crown class: Symmetrical	Health: Dormant	Structure: Fair	SULE: 11-20
COM ID: 1029513	Comments: Partially crown reduced		

<b>Tree - DC121</b>		<b><i>Platanus xacerifolia</i> , London Plane</b>	
Origin: Exotic	Type: Deciduous Broadleaf	Age: Mature	
DBH: 37 Estimate	Height: 15m	Width: 0m	TPZ: 4.4m
Crown class: Asymmetrical	Health: Dormant	Structure: Fair	SULE: 11-20
COM ID: 1029512	Comments:		
<b>Tree - DC122</b>		<b><i>Platanus xacerifolia</i> , London Plane</b>	
Origin: Exotic	Type: Deciduous Broadleaf	Age: Mature	
DBH: 62 Estimate	Height: 18m	Width: 18m	TPZ: 7.4m
Crown class: Symmetrical	Health: Dormant	Structure: Fair	SULE: 21-30
COM ID: 1029511	Comments:		
<b>Tree - DC123</b>		<b><i>Platanus xacerifolia</i> , London Plane</b>	
Origin: Exotic	Type: Deciduous Broadleaf	Age: Mature	
DBH: 51	Height: 16m	Width: 18m	TPZ: 6.1m
Crown class: Symmetrical	Health: Dormant	Structure: Fair	SULE: 21-30
COM ID: 1029510	Comments:		
<b>Tree - DC124</b>		<b><i>Ulmus sp.</i> , Elm</b>	
Origin: Exotic	Type: Deciduous Broadleaf	Age: Mature	
DBH: 82	Height: 14m	Width: 10m	TPZ: 9.8m
Crown class: Symmetrical	Health: Dormant	Structure: Fair	SULE: 6-10
COM ID: 1029484	Comments: Some crown reduction.		
<b>Tree - DC125</b>		<b><i>Ulmus sp.</i> , Elm</b>	
Origin: Exotic	Type: Deciduous Broadleaf	Age: Mature	
DBH: 59	Height: 13m	Width: 11m	TPZ: 7.1m
Crown class: Symmetrical	Health: Dormant	Structure: Fair	SULE: 6-10
COM ID: 1029485	Comments: Decaying stubs in central crown		
<b>Tree - DC126</b>		<b><i>Ulmus sp.</i> , Elm</b>	
Origin: Exotic	Type: Deciduous Broadleaf	Age: Mature	
DBH: 72	Height: 13m	Width: 12m	TPZ: 8.6m
Crown class: Symmetrical	Health: Dormant	Structure: Fair-Poor	SULE: 1-5
COM ID: 1029486	Comments: Crown reduced. Limited crown		
<b>Tree - DC127</b>		<b><i>Ulmus sp.</i> , Elm</b>	
Origin: Exotic	Type: Deciduous Broadleaf	Age: Semi-mature	
DBH: 29	Height: 9m	Width: 8m	TPZ: 3.5m
Crown class: Symmetrical	Health: Dormant	Structure: Fair-Poor	SULE: 1-5
COM ID: 1029487	Comments: Crown reduced		
<b>Tree - DC128</b>		<b><i>Ulmus sp.</i> , Elm</b>	
Origin: Exotic	Type: Deciduous Broadleaf	Age: Semi-mature	
DBH: 29	Height: 10m	Width: 8m	TPZ: 3.5m
Crown class: Symmetrical	Health: Dormant	Structure: Fair	SULE: 11-20
COM ID: 1029488	Comments: Location out on plan.		



<b>Tree - DC129</b>		<b><i>Ulmus sp.</i> , Elm</b>	
Origin: Exotic	Type: Deciduous Broadleaf		Age: Mature
DBH: 60	Height: 13m	Width: 12m	TPZ: 7.2m
Crown class: Symmetrical	Health: Dormant	Structure: Fair	SULE: 6-10
COM ID: 1029489	Comments: Crown reduced on north side.		
<b>Tree - DC130</b>		<b><i>Ulmus sp.</i> , Elm</b>	
Origin: Exotic	Type: Deciduous Broadleaf		Age: Mature
DBH: 48	Height: 9m	Width: 7m	TPZ: 5.8m
Crown class: Intermediate	Health: Dormant	Structure: Fair-Poor	SULE: 1-5
COM ID: 1029490	Comments: Heavy reduction		
<b>Tree - DC131</b>		<b><i>Ulmus sp.</i> , Elm</b>	
Origin: Exotic	Type: Deciduous Broadleaf		Age: Mature
DBH: 57	Height: 13m	Width: 7m	TPZ: 6.8m
Crown class: Symmetrical	Health: Dormant	Structure: Poor	SULE: 1-5
COM ID: 1029491	Comments: Heavily crown reduced		
<b>Tree - DC132</b>		<b><i>Ulmus sp.</i> , Elm</b>	
Origin: Exotic	Type: Deciduous Broadleaf		Age: Mature
DBH: 56	Height: 12m	Width: 11m	TPZ: 6.7m
Crown class: Intermediate	Health: Dormant	Structure: Fair	SULE: 6-10
COM ID: 1029492	Comments: Some crown reduction.		
<b>Tree - DC133</b>		<b><i>Ulmus sp.</i> , Elm</b>	
Origin: Exotic	Type: Deciduous Broadleaf		Age: Mature
DBH: 58	Height: 13m	Width: 11m	TPZ: 7m
Crown class: Intermediate	Health: Dormant	Structure: Fair	SULE: 6-10
COM ID: 1029493	Comments: Lean and asymmetry to east		
<b>Tree - DC134</b>		<b><i>Ulmus glabra</i> 'Exoniensis', Exeter Elm</b>	
Origin: Exotic	Type: Deciduous Broadleaf		Age: Mature
DBH: 69	Height: 18m	Width: 10m	TPZ: 8.3m
Crown class: Symmetrical	Health: Dormant	Structure: Fair	SULE: 6-10
COM ID: 1029494	Comments: Cavity in primary union		
<b>Tree - DC135</b>		<b><i>Ulmus sp.</i> , Elm</b>	
Origin: Exotic	Type: Deciduous Broadleaf		Age: Mature
DBH: 58	Height: 12m	Width: 7m	TPZ: 7m
Crown class: Symmetrical	Health: Dormant	Structure: Fair-Poor	SULE: 6-10
COM ID: 1029495	Comments: Crown of predom epicormic regrowth		
<b>Tree - DC136</b>		<b><i>Ulmus sp.</i> , Elm</b>	
Origin: Exotic	Type: Deciduous Broadleaf		Age: Mature
DBH: 58	Height: 12m	Width: 13m	TPZ: 7m
Crown class: Symmetrical	Health: Dormant	Structure: Fair	SULE: 11-20
COM ID: 1029496	Comments:		

<b>Tree - DC137</b>		<b><i>Brachychiton populneus</i> , Kurrajong</b>	
Origin: Victoria	Type: Semi-deciduous Broadleaf	Age: Semi-mature	
DBH: 28	Height: 6m	Width: 7m	TPZ: 3.4m
Crown class: Symmetrical	Health: Fair-Good	Structure: Fair-Good	SULE: 31-60
COM ID: 1030459	Comments:		
<b>Tree - DC138</b>		<b><i>Ulmus sp.</i> , Elm</b>	
Origin: Exotic	Type: Deciduous Broadleaf	Age:	
DBH: 39	Height: 0m	Width: 0m	TPZ: 4.7m
Crown class:	Health:	Structure:	SULE:
COM ID: 1029497	Comments: Removed		
<b>Tree - DC139</b>		<b><i>Ulmus procera</i> , English Elm</b>	
Origin: Exotic	Type: Deciduous Broadleaf	Age: Juvenile	
DBH: 6	Height: 4m	Width: 2m	TPZ: 2.0m
Crown class: Symmetrical	Health: Dormant	Structure: Poor	SULE: 1-5
COM ID: 1059946	Comments: Structurally poor		



JOHN PATRICK PTY LTD  
324 Victoria Street,  
Richmond, VIC 3121  
T +61 3 9429 4855  
F +61 3 9429 8211  
admin@johnpatrick.com.au  
www.johnpatrick.com.au

CLIENT  
**MELBOURNE METRO**

PROJECT  
**MELBOURNE METRO  
RAIL PROJECT**

DRAWING  
**DOMAIN (3)**



SCALE 1:1000 @A4  
DATE NOV 2015  
DRAWN MF  
CHECKED SH  
JOB NO 15-280  
DWG NO TS20  
CAD FILE 15-280 L-TS01

**COPYRIGHT**  
This drawing must not be  
copied in whole or in part  
without the written consent  
of JOHN PATRICK Pty Ltd.

**PLEASE NOTE**  
The contractor must verify all  
dimensions on site before  
commencing any work or  
preparing any shop drawings.  
Do not scale off drawings.





JOHN PATRICK PTY LTD  
324 Victoria Street,  
Richmond, VIC 3121  
T +61 3 9429 4855  
F +61 3 9429 8211  
admin@johnpatrick.com.au  
www.johnpatrick.com.au

CLIENT  
**MELBOURNE METRO**

PROJECT  
**MELBOURNE METRO  
RAIL PROJECT**

DRAWING  
**DOMAIN (3)**



SCALE 1:1000 @A4  
DATE NOV 2015  
DRAWN MF  
CHECKED SH  
JOB NO 15-280  
DWG NO TS21  
CAD FILE 15-280 L-TS01

**COPYRIGHT**  
This drawing must not be  
copied in whole or in part  
without the written consent  
of JOHN PATRICK Pty Ltd.

**PLEASE NOTE**  
The contractor must verify all  
dimensions on site before  
commencing any work or  
preparing any shop drawings.  
Do not scale off drawings.

<b>Tree - DS001</b>		<b><i>Ulmus procera</i> , English Elm</b>	
Origin: Exotic	Type: Deciduous Broadleaf		Age: Juvenile
DBH: 11	Height: 7m	Width: 3m	TPZ: 2m
Crown class: Symmetrical	Health: Dormant	Structure: Fair-Good	SULE: 60+
COM ID: 1059947	Comments:		
<b>Tree - DS002</b>		<b><i>Ulmus procera</i> , English Elm</b>	
Origin: Exotic	Type: Deciduous Broadleaf		Age: Mature
DBH: 53	Height: 11m	Width: 7m	TPZ: 6.4m
Crown class: Symmetrical	Health: Dormant	Structure: Fair	SULE: 6-10
COM ID: 1029500	Comments: Mistletoe. Stunted - limited crown		
<b>Tree - DS003</b>		<b><i>Ulmus sp.</i> , Elm</b>	
Origin: Exotic	Type: Deciduous Broadleaf		Age: Mature
DBH: 53	Height: 13m	Width: 9m	TPZ: 6.4m
Crown class: Symmetrical	Health: Dormant	Structure: Fair	SULE: 6-10
COM ID: 1029501	Comments: Limited crown		
<b>Tree - DS004</b>		<b><i>Ulmus sp.</i> , Elm</b>	
Origin: Exotic	Type: Deciduous Broadleaf		Age: Semi-mature
DBH: 23	Height: 10m	Width: 6m	TPZ: 2.8m
Crown class: Symmetrical	Health: Dormant	Structure: Fair	SULE: 31-60
COM ID: 1029502	Comments:		
<b>Tree - DS005</b>		<b><i>Ulmus sp.</i> , Elm</b>	
Origin: Exotic	Type: Deciduous Broadleaf		Age: Mature
DBH: 65	Height: 15m	Width: 11m	TPZ: 7.8m
Crown class: Symmetrical	Health: Dormant	Structure: Fair	SULE: 6-10
COM ID: 1029503	Comments: Mistletoe. Crown reduced		
<b>Tree - DS006</b>		<b><i>Ulmus sp.</i> , Elm</b>	
Origin: Exotic	Type: Deciduous Broadleaf		Age: Mature
DBH: 41	Height: 15m	Width: 11m	TPZ: 4.9m
Crown class: Symmetrical	Health: Dormant	Structure: Fair-Good	SULE: 11-20
COM ID: 1029504	Comments:		
<b>Tree - DS007</b>		<b><i>Ulmus sp.</i> , Elm</b>	
Origin: Exotic	Type: Deciduous Broadleaf		Age: Mature
DBH: 37	Height: 11m	Width: 10m	TPZ: 4.4m
Crown class: Symmetrical	Health: Dormant	Structure: Fair	SULE: 11-20
COM ID: 1029505	Comments: Growth lean to east.		
<b>Tree - DS008</b>		<b><i>Syzygium floribundum</i> , Weeping Lilly Pilly</b>	
Origin: Australian Native	Type: Evergreen Broadleaf		Age: Juvenile
DBH: 10 Measured low	Height: 6m	Width: 4m	TPZ: 2m
Crown class: Symmetrical	Health: Fair	Structure: Fair	SULE: 60+
COM ID: 1064011	Comments:		



<b>Tree - DS009</b>		<b><i>Prunus cerasifera</i> 'Nigra', Cherry-plum</b>	
Origin: Exotic weed	Type: Deciduous Broadleaf	Age: Mature	
DBH: 20	Height: 6m	Width: 9m	TPZ: 2.4m
Crown class: Symmetrical	Health: Dormant	Structure: Fair	SULE: 11-20
COM ID: 1030482	Comments: Concrete ring around base		
<b>Tree - DS010</b>		<b><i>Platanus xacerifolia</i> , London Plane</b>	
Origin: Exotic	Type: Deciduous Broadleaf	Age: Mature	
DBH: 40 Estimate	Height: 17m	Width: 16m	TPZ: 4.8m
Crown class: Symmetrical	Health: Dormant	Structure: Fair	SULE: 21-30
COM ID: 1029509	Comments:		
<b>Tree - DS011</b>		<b><i>Platanus xacerifolia</i> , London Plane</b>	
Origin: Exotic	Type: Deciduous Broadleaf	Age: Mature	
DBH: 46 Estimate	Height: 16m	Width: 15m	TPZ: 5.5m
Crown class: Symmetrical	Health: Dormant	Structure: Fair	SULE: 21-30
COM ID: 1029508	Comments:		
<b>Tree - DS012</b>		<b><i>Platanus xacerifolia</i> , London Plane</b>	
Origin: Exotic	Type: Deciduous Broadleaf	Age: Mature	
DBH: 45 Estimate	Height: 20m	Width: 14m	TPZ: 5.4m
Crown class: Symmetrical	Health: Dormant	Structure: Fair	SULE: 21-30
COM ID: 1029507	Comments:		
<b>Tree - DS013</b>		<b><i>Platanus xacerifolia</i> , London Plane</b>	
Origin: Exotic	Type: Deciduous Broadleaf	Age: Mature	
DBH: 60 Estimate	Height: 19m	Width: 20m	TPZ: 7.2m
Crown class: Symmetrical	Health: Dormant	Structure: Fair	SULE: 21-30
COM ID: 1029506	Comments:		
<b>Tree - DS014</b>		<b><i>Platanus xacerifolia</i> , London Plane</b>	
Origin: Exotic	Type: Deciduous Broadleaf	Age: Mature	
DBH: 51 Estimate	Height: 16m	Width: 16m	TPZ: 6.1m
Crown class: Symmetrical	Health: Dormant	Structure: Fair	SULE: 21-30
COM ID: 1029528	Comments:		
<b>Tree - DS015</b>		<b><i>Platanus xacerifolia</i> , London Plane</b>	
Origin: Exotic	Type: Deciduous Broadleaf	Age: Mature	
DBH: 47 Estimate	Height: 17m	Width: 15m	TPZ: 5.6m
Crown class: Symmetrical	Health: Dormant	Structure: Fair	SULE: 21-30
COM ID: 1029529	Comments:		
<b>Tree - DS016</b>		<b><i>Platanus xacerifolia</i> , London Plane</b>	
Origin: Exotic	Type: Deciduous Broadleaf	Age: Mature	
DBH: 52 Estimate	Height: 16m	Width: 14m	TPZ: 6.2m
Crown class: Symmetrical	Health: Dormant	Structure: Fair	SULE: 21-30
COM ID: 1029530	Comments:		

<b>Tree - DS017</b>		<b><i>Platanus xacerifolia</i> , London Plane</b>	
Origin: Exotic	Type: Deciduous Broadleaf	Age: Mature	
DBH: 48 Estimate	Height: 11m	Width: 0m	TPZ: 5.8m
Crown class: Intermediate	Health: Dormant	Structure: Fair	SULE: 11-20
COM ID: 1029531	Comments: Reduced crown to south east		
<b>Tree - DS018</b>		<b><i>Platanus xacerifolia</i> , London Plane</b>	
Origin: Exotic	Type: Deciduous Broadleaf	Age: Semi-mature	
DBH: 44	Height: 13m	Width: 13m	TPZ: 5.3m
Crown class: Symmetrical	Health: Dormant	Structure: Fair	SULE: 21-30
COM ID: 1029532	Comments:		
<b>Tree - DS019</b>		<b><i>Platanus xacerifolia</i> , London Plane</b>	
Origin: Exotic	Type: Deciduous Broadleaf	Age: Mature	
DBH: 43	Height: 12m	Width: 10m	TPZ: 5.2m
Crown class: Symmetrical	Health: Dormant	Structure: Fair	SULE: 21-30
COM ID: 1028008	Comments:		
<b>Tree - DS020</b>		<b><i>Platanus xacerifolia</i> , London Plane</b>	
Origin: Exotic	Type: Deciduous Broadleaf	Age: Mature	
DBH: 38	Height: 14m	Width: 10m	TPZ: 4.6m
Crown class: Symmetrical	Health: Dormant	Structure: Fair	SULE: 21-30
COM ID: 1028007	Comments:		
<b>Tree - DS021</b>		<b><i>Platanus xacerifolia</i> , London Plane</b>	
Origin: Exotic	Type: Deciduous Broadleaf	Age: Mature	
DBH: 42	Height: 10m	Width: 10m	TPZ: 5m
Crown class: Intermediate	Health: Dormant	Structure: Fair-Poor	SULE: 11-20
COM ID: 1028006	Comments: Crown reduced.		
<b>Tree - DS022</b>		<b><i>Platanus xacerifolia</i> , London Plane</b>	
Origin: Exotic	Type: Deciduous Broadleaf	Age: Mature	
DBH: 46	Height: 15m	Width: 15m	TPZ: 5.5m
Crown class: Symmetrical	Health: Dormant	Structure: Fair-Good	SULE: 21-30
COM ID: 1028005	Comments:		
<b>Tree - DS023</b>		<b><i>Platanus xacerifolia</i> , London Plane</b>	
Origin: Exotic	Type: Deciduous Broadleaf	Age: Mature	
DBH: 43	Height: 13m	Width: 11m	TPZ: 5.2m
Crown class: Symmetrical	Health: Dormant	Structure: Fair	SULE: 11-20
COM ID: 1028004	Comments: Some crown reduction		
<b>Tree - DS024</b>		<b><i>Platanus xacerifolia</i> , London Plane</b>	
Origin: Exotic	Type: Deciduous Broadleaf	Age: Mature	
DBH: 44	Height: 15m	Width: 12m	TPZ: 5.3m
Crown class: Symmetrical	Health: Dormant	Structure: Fair	SULE: 21-30
COM ID: 1028003	Comments:		

<b>Tree - DS025</b>		<b><i>Platanus xacerifolia</i> , London Plane</b>	
Origin: Exotic	Type: Deciduous Broadleaf	Age: Mature	
DBH: 45	Height: 13m	Width: 13m	TPZ: 5.4m
Crown class: Symmetrical	Health: Dormant	Structure: Fair	SULE: 21-30
COM ID: 1028002	Comments:		
<b>Tree - DS026</b>		<b><i>Platanus xacerifolia</i> , London Plane</b>	
Origin: Exotic	Type: Deciduous Broadleaf	Age: Mature	
DBH: 47	Height: 13m	Width: 13m	TPZ: 5.6m
Crown class: Symmetrical	Health: Dormant	Structure: Fair	SULE: 11-20
COM ID: 1028001	Comments: Lost primary stem		
<b>Tree - DS027</b>		<b><i>Platanus xacerifolia</i> , London Plane</b>	
Origin: Exotic	Type: Deciduous Broadleaf	Age: Mature	
DBH: 48 Estimate	Height: 15m	Width: 15m	TPZ: 5.8m
Crown class: Symmetrical	Health: Dormant	Structure: Fair	SULE: 21-30
COM ID: 1027999	Comments: Basal scar.		
<b>Tree - DS028</b>		<b><i>Platanus xacerifolia</i> , London Plane</b>	
Origin: Exotic	Type: Deciduous Broadleaf	Age: Mature	
DBH: 44	Height: 15m	Width: 15m	TPZ: 5.3m
Crown class: Symmetrical	Health: Dormant	Structure: Fair	SULE: 11-20
COM ID: 1027998	Comments:		
<b>Tree - DS029</b>		<b><i>Platanus xacerifolia</i> , London Plane</b>	
Origin: Exotic	Type: Deciduous Broadleaf	Age: Juvenile	
DBH: 8 Estimate	Height: 5m	Width: 3m	TPZ: 2m
Crown class: Symmetrical	Health: Dormant	Structure: Fair-Good	SULE: 60+
COM ID: 1552850	Comments:		
<b>Tree - DS030</b>		<b><i>Platanus xacerifolia</i> , London Plane</b>	
Origin: Exotic	Type: Deciduous Broadleaf	Age: Juvenile	
DBH: 8 Estimate	Height: 5m	Width: 3m	TPZ: 2m
Crown class: Symmetrical	Health: Dormant	Structure: Fair-Good	SULE: 60+
COM ID: 1552851	Comments:		
<b>Tree - DS031</b>		<b><i>Ulmus sp.</i> , Elm</b>	
Origin: Exotic	Type: Deciduous Broadleaf	Age: Mature	
DBH: 62	Height: 11m	Width: 8m	TPZ: 7.4m
Crown class: Symmetrical	Health: Dormant	Structure: Poor	SULE: 6-10
COM ID: 1029536	Comments: Very heavy crown reduction		
<b>Tree - DS032</b>		<b><i>Ulmus sp.</i> , Elm</b>	
Origin: Exotic	Type: Deciduous Broadleaf	Age: Semi-mature	
DBH: 16	Height: 0m	Width: 0m	TPZ: 2m
Crown class: Symmetrical	Health: Dormant	Structure: Fair	SULE: 11-20
COM ID: 1029535	Comments: Witches broom in crown.		

<b>Tree - DS033</b>		<b><i>Ulmus sp.</i> , Elm</b>	
Origin: Exotic	Type: Deciduous Broadleaf		Age: Semi-mature
DBH: 28	Height: 8m	Width: 7m	TPZ: 3.4m
Crown class: Symmetrical	Health: Dormant	Structure: Fair	SULE: 11-20
COM ID: 1029534	Comments:		
<b>Tree - DS034</b>		<b><i>Ulmus sp.</i> , Elm</b>	
Origin: Exotic	Type: Deciduous Broadleaf		Age: Mature
DBH: 67	Height: 12m	Width: 11m	TPZ: 8m
Crown class: Symmetrical	Health: Dormant	Structure: Fair	SULE: 1-5
COM ID: 1029533	Comments: Heavily crown reduced		
<b>Tree - DS035</b>		<b><i>Ulmus sp.</i> , Elm</b>	
Origin: Exotic	Type: Deciduous Broadleaf		Age: Semi-mature
DBH: 17	Height: 8m	Width: 6m	TPZ: 2m
Crown class: Symmetrical	Health: Dormant	Structure: Fair	SULE: 21-30
COM ID: 1027895	Comments:		
<b>Tree - DS036</b>		<b><i>Ulmus sp.</i> , Elm</b>	
Origin: Exotic	Type: Deciduous Broadleaf		Age: Semi-mature
DBH: 26	Height: 12m	Width: 5m	TPZ: 3.1m
Crown class: Symmetrical	Health: Dormant	Structure: Fair	SULE: 31-60
COM ID: 1027896	Comments:		
<b>Tree - DS037</b>		<b><i>Ulmus sp.</i> , Elm</b>	
Origin: Exotic	Type: Deciduous Broadleaf		Age:
DBH: 69	Height: 0m	Width: 0m	TPZ: 8.3m
Crown class:	Health:	Structure:	SULE:
COM ID: 1027897	Comments: Removed		
<b>Tree - DS038</b>		<b><i>Ulmus sp.</i> , Elm</b>	
Origin: Exotic	Type: Deciduous Broadleaf		Age: Mature
DBH: 43	Height: 7m	Width: 8m	TPZ: 5.2m
Crown class: Asymmetrical	Health: Dormant	Structure: Fair-Poor	SULE: 1-5
COM ID: 1027899	Comments: Partially suppressed, limited canopy		
<b>Tree - DS039</b>		<b><i>Ulmus sp.</i> , Elm</b>	
Origin: Exotic	Type: Deciduous Broadleaf		Age: Mature
DBH: 55	Height: 13m	Width: 9m	TPZ: 6.6m
Crown class: Intermediate	Health: Dormant	Structure: Fair	SULE: 1-5
COM ID: 1027900	Comments: Limited crown to east		
<b>Tree - DS040</b>		<b><i>Ulmus sp.</i> , Elm</b>	
Origin: Exotic	Type: Deciduous Broadleaf		Age: Mature
DBH: 66	Height: 10m	Width: 10m	TPZ: 7.9m
Crown class: Symmetrical	Health: Dormant	Structure: Fair-Poor	SULE: 1-5
COM ID: 1027902	Comments: Heavily crown reduced.		

<b>Tree - DS041</b>		<b><i>Ulmus sp.</i> , Elm</b>	
Origin: Exotic	Type: Deciduous Broadleaf		Age: Semi-mature
DBH: 11	Height: 7m	Width: 4m	TPZ: 2m
Crown class: Symmetrical	Health: Dormant	Structure: Fair	SULE: 11-20
COM ID: 1027903	Comments: Potential girdled root.		
<b>Tree - DS042</b>		<b><i>Ulmus sp.</i> , Elm</b>	
Origin: Exotic	Type: Deciduous Broadleaf		Age: Mature
DBH: 65	Height: 12m	Width: 11m	TPZ: 7.8m
Crown class: Symmetrical	Health: Dormant	Structure: Fair	SULE: 11-20
COM ID: 1027904	Comments: Decay in stubs. Maturing epicormic regrowth		
<b>Tree - DS043</b>		<b><i>Ulmus sp.</i> , Elm</b>	
Origin: Exotic	Type: Deciduous Broadleaf		Age:
DBH: 36	Height: 0m	Width: 0m	TPZ: 4.3m
Crown class:	Health:	Structure:	SULE:
COM ID: 1027905	Comments: Removed		
<b>Tree - DS044</b>		<b><i>Ulmus sp.</i> , Elm</b>	
Origin: Exotic	Type: Deciduous Broadleaf		Age: Mature
DBH: 47	Height: 10m	Width: 11m	TPZ: 5.6m
Crown class: Symmetrical	Health: Dormant	Structure:	SULE: 6-10
COM ID: 1027907	Comments: Near basal depressions on west side		
<b>Tree - DS045</b>		<b><i>Ulmus sp.</i> , Elm</b>	
Origin: Exotic	Type: Deciduous Broadleaf		Age: Mature
DBH: 41	Height: 7m	Width: 8m	TPZ: 4.9m
Crown class: Symmetrical	Health: Dormant	Structure: Fair-Poor	SULE: 1-5
COM ID: 1027908	Comments: Heavily crown reduced. Stunted		
<b>Tree - DS046</b>		<b><i>Ulmus sp.</i> , Elm</b>	
Origin: Exotic	Type: Deciduous Broadleaf		Age: Mature
DBH: 71	Height: 16m	Width: 15m	TPZ: 8.5m
Crown class: Symmetrical	Health: Dormant	Structure: Fair	SULE: 11-20
COM ID: 1027909	Comments:		
<b>Tree - DS047</b>		<b><i>Ulmus sp.</i> , Elm</b>	
Origin: Exotic	Type: Deciduous Broadleaf		Age: Semi-mature
DBH: 20	Height: 8m	Width: 4m	TPZ: 2.4m
Crown class: Symmetrical	Health: Dormant	Structure: Fair	SULE: 21-30
COM ID: 1027910	Comments:		
<b>Tree - DS048</b>		<b><i>Ulmus sp.</i> , Elm</b>	
Origin: Exotic	Type: Deciduous Broadleaf		Age: Semi-mature
DBH: 24	Height: 10m	Width: 5m	TPZ: 2.9m
Crown class: Symmetrical	Health: Dormant	Structure: Fair	SULE: 21-30
COM ID: 1027911	Comments: Extremely close to running lane.		



<b>Tree - DS049</b>		<b><i>Ulmus sp.</i> , Elm</b>	
Origin: Exotic	Type: Deciduous Broadleaf	Age: Semi-mature	
DBH: 20	Height: 7m	Width: 5m	TPZ: 2.4m
Crown class: Symmetrical	Health: Dormant	Structure: Fair	SULE: 11-20
COM ID: 1027912	Comments: Decay patches in trunk.		
<b>Tree - DS050</b>		<b><i>Cupressus macrocarpa</i> , Monterey Cypress</b>	
Origin: Exotic	Type: Evergreen Conifer	Age: Mature	
DBH: 123	Height: 15m	Width: 18m	TPZ: 14.8m
Crown class: Symmetrical	Health: Fair	Structure: Fair	SULE: 11-20
COM ID: 1032347	Comments: Shrine ID 20. Some patches of dieback, thinning		
<b>Tree - DS051</b>		<b><i>Pistacia chinensis</i> , Chinese Pistachio</b>	
Origin: Exotic	Type: Deciduous Broadleaf	Age: Juvenile	
DBH: 6	Height: 3m	Width: 2m	TPZ: 2m
Crown class: Symmetrical	Health: Dormant	Structure: Fair-Good	SULE: 60+
COM ID: 1455514	Comments:		
<b>Tree - DS052</b>			
Origin:	Type:	Age:	
DBH: 0	Height: 0m	Width: 0m	TPZ: m
Crown class:	Health:	Structure:	SULE:
COM ID: 1455513	Comments: Tree removed		
<b>Tree - DS053</b>		<b><i>Pistacia chinensis</i> , Chinese Pistachio</b>	
Origin: Exotic	Type: Deciduous Broadleaf	Age: Juvenile	
DBH: 4	Height: 2m	Width: 2m	TPZ: 2m
Crown class: Intermediate	Health: Dormant	Structure: Fair	SULE: 60+
COM ID: 1455515	Comments:		
<b>Tree - DS054</b>		<b><i>Quercus ilex</i> , Holm Oak</b>	
Origin: Exotic	Type: Evergreen Broadleaf	Age: Juvenile	
DBH: 8	Height: 4m	Width: 2m	TPZ: 2m
Crown class: Symmetrical	Health: Fair-Good	Structure: Fair-Good	SULE: 60+
COM ID: 1455516	Comments:		
<b>Tree - DS055</b>		<b><i>Quercus ilex</i> , Holm Oak</b>	
Origin: Exotic	Type: Evergreen Broadleaf	Age: Juvenile	
DBH: 8	Height: 2m	Width: 1m	TPZ: 2m
Crown class: Symmetrical	Health: Fair	Structure: Poor	SULE: 1-5
COM ID: 1494177	Comments: Major basal wound, Plaque.		
<b>Tree - DS056</b>		<b><i>Pinus pinea</i> , Stone Pine</b>	
Origin: Exotic	Type: Evergreen Conifer	Age: Juvenile	
DBH: 11	Height: 3m	Width: 2m	TPZ: 2m
Crown class: Symmetrical	Health: Fair-Good	Structure: Fair-Good	SULE: 60+
COM ID: 1518074	Comments:		

<b>Tree - DS057</b>		<b><i>Quercus palustris</i> , Pin Oak</b>	
Origin: Exotic	Type: Deciduous Broadleaf	Age: Mature	
DBH: 69	Height: 20m	Width: 20m	TPZ: 8.3m
Crown class: Symmetrical	Health: Dormant	Structure: Fair	SULE: 31-60
COM ID: 1032336	Comments: Shrine ID 43. Plaque		
<b>Tree - DS058</b>		<b><i>Pinus pinea</i> , Stone Pine</b>	
Origin: Exotic	Type: Evergreen Conifer	Age: Juvenile	
DBH: 9	Height: 3m	Width: 2m	TPZ: 2m
Crown class: Symmetrical	Health: Fair-Good	Structure: Fair	SULE: 60+
COM ID: 1518075	Comments:		
<b>Tree - DS059</b>		<b><i>Quercus ilex</i> , Holm Oak</b>	
Origin: Exotic	Type: Evergreen Broadleaf	Age: Juvenile	
DBH: 2	Height: 1m	Width: 1m	TPZ: 2m
Crown class: Symmetrical	Health: Fair	Structure: Fair-Good	SULE: 60+
COM ID: 1519879	Comments: Newly planted		
<b>Tree - DS060</b>		<b><i>Quercus canariensis</i> x<i>Quercus robur</i> , Hybrid Oak Species uncertain</b>	
Origin: Exotic	Type: Semi-deciduous Broadleaf	Age: Juvenile	
DBH: 5	Height: 4m	Width: 1m	TPZ: 2m
Crown class: Symmetrical	Health: Dormant	Structure: Fair	SULE: 60+
COM ID: 1518079	Comments: Plaque.		
<b>Tree - DS061</b>		<b><i>Quercus canariensis</i> , Algerian Oak</b>	
Origin: Exotic	Type: Semi-deciduous Broadleaf	Age: Juvenile	
DBH: 1	Height: 2m	Width: 1m	TPZ: 2m
Crown class: Symmetrical	Health: Dormant	Structure: Fair	SULE:
COM ID: 1518080	Comments: Plaque		
<b>Tree - DS062</b>		<b><i>Populus deltoides</i> , Cottonwood</b>	
Origin: Exotic	Type: Deciduous Broadleaf	Age: Over mature	
DBH: 247	Height: 40m	Width: 30m	TPZ: 15m
Crown class: Symmetrical	Health: Dormant	Structure: Fair-Poor	SULE: 6-10
COM ID: 1032348	Comments: Shrine ID 23. Two plaques. Large limb shed		
<b>Tree - DS063</b>		<b><i>Pinus pinea</i> , Stone Pine</b>	
Origin: Exotic	Type: Evergreen Conifer	Age: Juvenile	
DBH: 16	Height: 5m	Width: 3m	TPZ: 2m
Crown class: Symmetrical	Health: Fair-Good	Structure: Fair-Good	SULE: 60+
COM ID: 1455525	Comments:		
<b>Tree - DS064</b>		<b><i>Pinus brutia</i> , Turkish Pine</b>	
Origin: Exotic	Type: Evergreen Conifer	Age: Juvenile	
DBH: 18	Height: 5m	Width: 4m	TPZ: 2.2m
Crown class: Symmetrical	Health: Fair-Good	Structure: Fair	SULE:
COM ID: 1455526	Comments: Three plaques.		

<b>Tree - DS065</b>		<b><i>Liquidambar styraciflua</i> , Liquidamber</b>	
Origin: Exotic	Type: Deciduous Broadleaf	Age: Semi-mature	
DBH: 20	Height: 12m	Width: 6m	TPZ: 2.4m
Crown class: Symmetrical	Health: Dormant	Structure: Fair-Good	SULE: 31-60
COM ID: 1032350	Comments: Two plaques		
<b>Tree - DS066</b>		<b><i>Eucalyptus camaldulensis</i> , River Red Gum</b>	
Origin: Melbourne	Type: Evergreen Broadleaf	Age: Semi-mature	
DBH: 64	Height: 26m	Width: 9m	TPZ: 7.7m
Crown class: Symmetrical	Health: Fair-Good	Structure: Fair-Poor	SULE: 11-20
COM ID: 1032351	Comments: Shrine ID 72. History large limb failure. Plaque.		
<b>Tree - DS067</b>		<b><i>Cercis siliquastrum</i> , Judas Tree</b>	
Origin: Exotic	Type: Deciduous Broadleaf	Age: Mature	
DBH: 8,8,10 Estimate	Height: 5m	Width: 6m	TPZ: 3m
Crown class: Symmetrical	Health: Fair	Structure: Poor	SULE: 1-5
COM ID: 1032352	Comments: Stump sprout		
<b>Tree - DS068</b>		<b><i>Eucalyptus sp.</i> , Eucalypt</b>	
Origin: Australian Native	Type: Evergreen Broadleaf	Age: Juvenile	
DBH: 10	Height: 6m	Width: 2m	TPZ: 2m
Crown class: Symmetrical	Health: Fair	Structure: Fair	SULE: 60+
COM ID: 1494180	Comments:		
<b>Tree - DS069</b>		<b><i>Eucalyptus sp.</i> , Eucalypt</b>	
Origin: Australian Native	Type: Evergreen Broadleaf	Age:	
DBH: 0	Height: 0m	Width: 0m	TPZ: m
Crown class:	Health:	Structure:	SULE:
COM ID: 1494179	Comments: Removed.		
<b>Tree - DS070</b>		<b><i>Eucalyptus radiata</i> , Narrow-leaved Peppermint</b>	
Origin: Melbourne	Type: Evergreen Broadleaf	Age: Semi-mature	
DBH: 13	Height: 7m	Width: 4m	TPZ: 2m
Crown class: Symmetrical	Health: Fair-Good	Structure: Fair-Good	SULE: 31-60
COM ID: 1456040	Comments: Plaque		
<b>Tree - DS071</b>		<b><i>Eucalyptus radiata</i> , Narrow-leaved Peppermint</b>	
Origin: Melbourne	Type: Evergreen Broadleaf	Age:	
DBH: 0	Height: 0m	Width: 0m	TPZ: m
Crown class:	Health:	Structure:	SULE:
COM ID: 1456039	Comments: Removed		
<b>Tree - DS072</b>		<b><i>Eucalyptus camaldulensis</i> , River Red Gum</b>	
Origin: Melbourne	Type: Evergreen Broadleaf	Age: Semi-mature	
DBH: 60	Height: 14m	Width: 12m	TPZ: 7.2m
Crown class: Symmetrical	Health: Fair-Good	Structure: Fair	SULE: 60+
COM ID: 1032355	Comments: Shrine ID 71. Two plaques		

<b>Tree - DS073</b>		<b><i>Pyrus ussuriensis</i> , Manchurian Flowering Pear</b>	
Origin: Exotic	Type: Deciduous Broadleaf		Age: Juvenile
DBH: 3	Height: 3m	Width: 2m	TPZ: 2m
Crown class: Symmetrical	Health: Dormant	Structure: Fair-Good	SULE: 31-60
COM ID: 1494181	Comments:		
<b>Tree - DS074</b>		<b><i>Pyrus ussuriensis</i> , Manchurian Flowering Pear</b>	
Origin: Exotic	Type: Deciduous Broadleaf		Age:
DBH: 0	Height: 0m	Width: 0m	TPZ: m
Crown class:	Health:	Structure:	SULE:
COM ID: 1494182	Comments: Removed		
<b>Tree - DS075</b>		<b><i>Cupressus macrocarpa</i> , Monterey Cypress</b>	
Origin: Exotic	Type: Evergreen Conifer		Age: Mature
DBH: 101	Height: 21m	Width: 10m	TPZ: 12.1m
Crown class: Symmetrical	Health: Fair	Structure: Fair	SULE: 11-20
COM ID: 1032362	Comments: Shrine ID 13. Large basal failure scar. Lifted canopy		
<b>Tree - DS076</b>		<b><i>Cupressus macrocarpa</i> , Monterey Cypress</b>	
Origin: Exotic	Type: Evergreen Conifer		Age: Mature
DBH: 97	Height: 23m	Width: 17m	TPZ: 11.6m
Crown class: Symmetrical	Health: Fair	Structure: Fair	SULE: 11-20
COM ID: 1032363	Comments: Shrine ID 9. Tract of decay in trunk. Thinning.		
<b>Tree - DS077</b>		<b><i>Quercus robur</i> , English Oak</b>	
Origin: Exotic	Type: Deciduous Broadleaf		Age: Mature
DBH: 85	Height: 20m	Width: 15m	TPZ: 10.2m
Crown class: Asymmetrical	Health: Dormant	Structure: Fair-Good	SULE: 31-60
COM ID: 1032359	Comments: Shrine ID 11.		
<b>Tree - DS078</b>		<b><i>Quercus robur</i> , English Oak</b>	
Origin: Exotic	Type: Deciduous Broadleaf		Age: Mature
DBH: 93	Height: 17m	Width: 18m	TPZ: 11.2m
Crown class: Symmetrical	Health: Dormant	Structure: Fair-Good	SULE: 31-60
COM ID: 1032358	Comments: Shrine ID 12. Plaque		
<b>Tree - DS079</b>		<b><i>Eucalyptus cinerea</i> subsp.<i>cinerea</i> , Argyle Apple</b>	
Origin: Victoria	Type: Evergreen Broadleaf		Age: Mature
DBH: 72	Height: 14m	Width: 12m	TPZ: 8.6m
Crown class: Symmetrical	Health: Fair-Good	Structure: Fair-Poor	SULE: 21-30
COM ID: 1032357	Comments: Shrine ID 18. Plaque		
<b>Tree - DS080</b>		<b><i>Cupressus macrocarpa</i> , Monterey Cypress</b>	
Origin: Exotic	Type: Evergreen Conifer		Age: Juvenile
DBH: 6	Height: 2m	Width: 1m	TPZ: 2m
Crown class: Symmetrical	Health: Fair-Good	Structure: Fair	SULE: 60+
COM ID: 1518081	Comments:		

<b>Tree - DS081</b>		<b><i>Cupressus arizonica</i> , Arizona Cypress</b>	
Origin: Exotic	Type: Evergreen Conifer		Age: Juvenile
DBH: 6	Height: 3m	Width: 1m	TPZ: 2m
Crown class: Symmetrical	Health: Fair-Good	Structure: Fair	SULE: 60+
COM ID: 1518082	Comments:		
<b>Tree - DS082</b>		<b><i>Cupressus arizonica</i> , Arizona Cypress</b>	
Origin: Exotic	Type: Evergreen Conifer		Age: Juvenile
DBH: 6	Height: 3m	Width: 1m	TPZ: 2m
Crown class: Symmetrical	Health: Fair-Good	Structure: Fair	SULE: 60+
COM ID: 1518083	Comments:		
<b>Tree - DS083</b>		<b><i>Quercus robur</i> , English Oak</b>	
Origin: Exotic	Type: Deciduous Broadleaf		Age: Juvenile
DBH: 10 Estimate	Height: 8m	Width: 5m	TPZ: 2m
Crown class: Symmetrical	Health: Dormant	Structure: Fair-Good	SULE: 60+
COM ID: 1455536	Comments:		
<b>Tree - DS084</b>		<b><i>Quercus robur</i> , English Oak</b>	
Origin: Exotic	Type: Deciduous Broadleaf		Age: Juvenile
DBH: 8	Height: 6m	Width: 5m	TPZ: 2m
Crown class: Symmetrical	Health: Dormant	Structure: Fair-Poor	SULE: 60+
COM ID: 1455537	Comments: Terminal mis-shapen		
<b>Tree - DS085</b>		<b><i>Quercus robur</i> , English Oak</b>	
Origin: Exotic	Type: Deciduous Broadleaf		Age: Juvenile
DBH: 8	Height: 6m	Width: 4m	TPZ: 2m
Crown class: Symmetrical	Health: Dormant	Structure: Fair-Good	SULE: 60+
COM ID: 1455535	Comments:		
<b>Tree - DS086</b>		<b><i>Quercus canariensis</i> , Algerian Oak</b>	
Origin: Exotic	Type: Semi-deciduous Broadleaf		Age: Mature
DBH: 75	Height: 17m	Width: 14m	TPZ: 9m
Crown class: Symmetrical	Health: Fair	Structure: Fair-Good	SULE: 31-60
COM ID: 1032368	Comments: Shrine ID 10. Plaque.		
<b>Tree - DS087</b>		<b><i>Eucalyptus viminalis</i> subsp.<i>viminalis</i> , Manna Gum</b>	
Origin: Melbourne	Type: Evergreen Broadleaf		Age: Over mature
DBH: 152	Height: 23m	Width: 24m	TPZ: 15.0m
Crown class: Symmetrical	Health: Fair	Structure: Poor	SULE: 6-10
COM ID: 1032367	Comments: Conks in trunk. Massive failure on west side. Moreton Bay Fig in trunk. Plaque		
<b>Tree - DS088</b>		<b><i>Eucalyptus cornuta</i> , Yate</b>	
Origin: Australian Native	Type: Evergreen Broadleaf		Age: Mature
DBH: 99	Height: 26m	Width: 20m	TPZ: 11.9m
Crown class: Symmetrical	Health: Fair	Structure: Fair-Poor	SULE: 11-20
COM ID: 1032366	Comments: Shrine ID 5. History large limb failure.		



<b>Tree - DS089</b>		<b><i>Eucalyptus elata</i> , River Peppermint</b>	
Origin: Victoria	Type: Evergreen Broadleaf	Age: Juvenile	
DBH: 5	Height: 7m	Width: 1m	TPZ: 2m
Crown class: Symmetrical	Health: Fair-Good	Structure: Fair	SULE: 60+
COM ID: 1546550	Comments:		
<b>Tree - DS090</b>		<b><i>Eucalyptus elata</i> , River Peppermint</b>	
Origin: Victoria	Type: Evergreen Broadleaf	Age: Juvenile	
DBH: 5	Height: 6m	Width: 1m	TPZ: 2m
Crown class: Symmetrical	Health: Fair-Good	Structure: Fair	SULE: 60+
COM ID: 1546551	Comments:		
<b>Tree - DS091</b>		<b><i>Eucalyptus elata</i> , River Peppermint</b>	
Origin: Victoria	Type: Evergreen Broadleaf	Age:	
DBH: 0	Height: 0m	Width: 0m	TPZ: m
Crown class:	Health:	Structure:	SULE:
COM ID: 1546549	Comments: Removed		
<b>Tree - DS092</b>		<b><i>Cedrus deodara</i> , Deodar</b>	
Origin: Exotic	Type: Evergreen Conifer	Age: Juvenile	
DBH: 2	Height: 2m	Width: 1m	TPZ: 2m
Crown class: Symmetrical	Health: Fair	Structure: Fair	SULE: 60+
COM ID: 1455538	Comments: Newly planted		
<b>Tree - DS093</b>		<b><i>Cedrus deodara</i> , Deodar</b>	
Origin: Exotic	Type: Evergreen Conifer	Age: Juvenile	
DBH: 2	Height: 2m	Width: 1m	TPZ: 2m
Crown class: Symmetrical	Health: Fair	Structure: Fair	SULE: 60+
COM ID: 1455539	Comments:		
<b>Tree - DS094</b>		<b><i>Cedrus deodara</i> , Deodar</b>	
Origin: Exotic	Type: Evergreen Conifer	Age: Semi-mature	
DBH: 16	Height: 7m	Width: 5m	TPZ: 2m
Crown class: Symmetrical	Health: Fair	Structure: Fair	SULE: 60+
COM ID: 1032373	Comments: Shrine ID 1A. Slightly sparse.		
<b>Tree - DS095</b>		<b><i>Acer sp.</i> , Maple</b>	
Origin: Exotic	Type: Deciduous Broadleaf	Age: Juvenile	
DBH: 8 Measured low	Height: 4m	Width: 2m	TPZ: 2m
Crown class: Symmetrical	Health: Dormant	Structure: Fair-Good	SULE: 31-60
COM ID: 1455540	Comments:		
<b>Tree - DS096</b>		<b><i>Acer sp.</i> , Maple</b>	
Origin: Exotic	Type: Deciduous Broadleaf	Age: Juvenile	
DBH: 9 Measured low	Height: 3m	Width: 2m	TPZ: 2m
Crown class: Symmetrical	Health: Dormant	Structure: Fair-Good	SULE: 31-60
COM ID: 1455541	Comments:		

<b>Tree - DS097</b>		<b><i>Acer sp.</i> , Maple</b>	
Origin: Exotic	Type: Deciduous Broadleaf	Age: Juvenile	
DBH: 10	Height: 5m	Width: 3m	TPZ: 2m
Crown class: Symmetrical	Health: Dormant	Structure: Fair-Good	SULE: 31-60
COM ID: 1455542	Comments: <i>A. campestre?</i> ; Plaque		
<b>Tree - DS098</b>		<b><i>Jacaranda mimosifolia</i> , Jacaranda</b>	
Origin: Exotic	Type: Semi-deciduous Broadleaf	Age: Juvenile	
DBH: 8	Height: 4m	Width: 3m	TPZ: 2m
Crown class: Symmetrical	Health: Fair	Structure: Fair	SULE:
COM ID: 1455543	Comments: Plaque		
<b>Tree - DS099</b>		<b><i>Cedrus deodara</i> , Deodar</b>	
Origin: Exotic	Type: Evergreen Conifer	Age: Juvenile	
DBH: 11	Height: 5m	Width: 3m	TPZ: 2m
Crown class: Symmetrical	Health: Fair	Structure: Fair-Good	SULE: 60+
COM ID: 1455547	Comments:		
<b>Tree - DS100</b>		<b><i>Cedrus deodara</i> , Deodar</b>	
Origin: Exotic	Type: Evergreen Conifer	Age: Juvenile	
DBH: 10	Height: 5m	Width: 3m	TPZ: 2m
Crown class: Symmetrical	Health: Fair	Structure: Fair-Good	SULE: 60+
COM ID: 1455546	Comments:		
<b>Tree - DS101</b>		<b><i>Ficus rubiginosa</i> , Port Jackson Fig</b>	
Origin: Australian Native	Type: Evergreen Broadleaf	Age: Juvenile	
DBH: 15 Estimate low	Height: 3m	Width: 4m	TPZ: 2m
Crown class: Symmetrical	Health: Fair-Good	Structure: Fair	SULE: 60+
COM ID: 1455545	Comments:		
<b>Tree - DS102</b>		<b><i>Cedrus deodara</i> , Deodar</b>	
Origin: Exotic	Type: Evergreen Conifer	Age: Juvenile	
DBH: 9	Height: 6m	Width: 3m	TPZ: 2m
Crown class: Symmetrical	Health: Fair	Structure: Fair-Good	SULE: 60+
COM ID: 1454796	Comments: Slightly sparse to west		
<b>Tree - DS103</b>		<b><i>Cedrus deodara</i> , Deodar</b>	
Origin: Exotic	Type: Evergreen Conifer	Age: Juvenile	
DBH: 10	Height: 5m	Width: 4m	TPZ: 2m
Crown class: Symmetrical	Health: Fair	Structure: Fair-Poor	SULE: 31-60
COM ID: 1454790	Comments: Lower trunk slightly contorted		
<b>Tree - DS104</b>		<b><i>Jacaranda mimosifolia</i> , Jacaranda</b>	
Origin: Exotic	Type: Semi-deciduous Broadleaf	Age: Juvenile	
DBH: 5	Height: 3m	Width: 2m	TPZ: 2m
Crown class: Symmetrical	Health: Dormant	Structure: Fair	SULE: 60+
COM ID: 1454798	Comments: Slightly contorted		

<b>Tree - DS105</b>		<b><i>Jacaranda mimosifolia</i> , Jacaranda</b>	
Origin: Exotic	Type: Semi-deciduous Broadleaf		Age: Juvenile
DBH: 4	Height: 3m	Width: 1m	TPZ: 2m
Crown class: Symmetrical	Health: Dormant	Structure: Fair	SULE: 60+
COM ID: 1454797	Comments: Some stem dieback evident		
<b>Tree - DS106</b>		<b><i>Ficus rubiginosa</i> , Port Jackson Fig</b>	
Origin: Australian Native	Type: Evergreen Broadleaf		Age: Juvenile
DBH: 15 Measured low	Height: 3m	Width: 3m	TPZ: 2m
Crown class: Symmetrical	Health: Fair	Structure: Fair	SULE: 60+
COM ID: 1454795	Comments:		
<b>Tree - DS108</b>		<b><i>Ficus rubiginosa</i> , Port Jackson Fig</b>	
Origin: Australian Native	Type: Evergreen Broadleaf		Age: Juvenile
DBH: 20 Estimate low	Height: 3m	Width: 4m	TPZ: 2.4m
Crown class: Symmetrical	Health: Good	Structure:	SULE: 60+
COM ID: 1454793	Comments:		
<b>Tree - DS109</b>		<b><i>Ulmus procera</i> , English Elm</b>	
Origin: Exotic	Type: Deciduous Broadleaf		Age: Mature
DBH: 115	Height: 24m	Width: 20m	TPZ: 13.8m
Crown class: Symmetrical	Health: Dormant	Structure: Fair	SULE: 21-30
COM ID: 1032376	Comments: Shrine ID 24		
<b>Tree - DS110</b>		<b><i>Ulmus procera</i> , English Elm</b>	
Origin: Exotic	Type: Deciduous Broadleaf		Age: Mature
DBH: 107	Height: 22m	Width: 20m	TPZ: 12.8m
Crown class: Symmetrical	Health: Dormant	Structure: Fair	SULE: 21-30
COM ID: 1032375	Comments: Shrine ID 17. Beside fountain		
<b>Tree - DS111</b>		<b><i>Casuarina cunninghamiana</i> , River She-oak</b>	
Origin: Australian Native	Type: Evergreen Broadleaf		Age: Mature
DBH: 80	Height: 25m	Width: 11m	TPZ: 9.6m
Crown class: Symmetrical	Health: Fair	Structure: Fair	SULE: 31-60
COM ID: 1032380	Comments: Shrine ID 21. Plaque		
<b>Tree - DS112</b>		<b><i>Casuarina cunninghamiana</i> , River She-oak</b>	
Origin: Australian Native	Type: Evergreen Broadleaf		Age: Mature
DBH: 56	Height: 17m	Width: 11m	TPZ: 6.7m
Crown class: Symmetrical	Health: Fair-Good	Structure: Fair	SULE: 31-60
COM ID: 1032378	Comments: Shrine ID 22. Growth lean to east.		
<b>Tree - DS113</b>		<b><i>Juniperus virginiana</i> , Pencil Juniper</b>	
Origin: Exotic	Type: Evergreen Conifer		Age: Juvenile
DBH: 8 Estimate	Height: 3m	Width: 1m	TPZ: 2m
Crown class: Symmetrical	Health: Fair-Good	Structure: Fair	SULE: 60+
COM ID: 1494275	Comments: Plaque		

<b>Tree - DS114</b>		<b><i>Casuarina cunninghamiana</i> , River She-oak</b>	
Origin: Australian Native	Type: Evergreen Broadleaf	Age: Mature	
DBH: 82	Height: 24m	Width: 18m	TPZ: 9.8m
Crown class: Symmetrical	Health: Fair-Good	Structure: Fair-Good	SULE: 31-60
COM ID: 1032377	Comments: Shrine ID 23. Plaque.		
<b>Tree - DS115</b>		<b><i>Casuarina cunninghamiana</i> , River She-oak</b>	
Origin: Australian Native	Type: Evergreen Broadleaf	Age: Semi-mature	
DBH: 10	Height: 8m	Width: 4m	TPZ: 2m
Crown class: Symmetrical	Health: Fair-Good	Structure: Fair-Good	SULE: 60+
COM ID: 1494279	Comments: Shrine ID 25. Plaque.		
<b>Tree - DS116</b>		<b><i>Quercus robur</i> , English Oak</b>	
Origin: Exotic	Type: Deciduous Broadleaf	Age: Juvenile	
DBH: 10	Height: 7m	Width: 6m	TPZ: 2m
Crown class: Symmetrical	Health: Dormant	Structure: Fair-Good	SULE: 60+
COM ID: 1454799	Comments: Plaque		
<b>Tree - DS117</b>		<b><i>Ulmus parvifolia</i> , Chinese Elm</b>	
Origin: Exotic	Type: Semi-deciduous Broadleaf	Age: Juvenile	
DBH: 9	Height: 6m	Width: 4m	TPZ: 2m
Crown class: Symmetrical	Health: Fair	Structure: Fair	SULE: 60+
COM ID: 1494274	Comments: Plaque		
<b>Tree - DS118</b>		<b><i>Ulmus parvifolia</i> , Chinese Elm</b>	
Origin: Exotic	Type: Semi-deciduous Broadleaf	Age: Juvenile	
DBH: 9	Height: 6m	Width: 4m	TPZ: 2m
Crown class: Symmetrical	Health: Fair	Structure: Fair	SULE: 60+
COM ID: 1494277	Comments:		
<b>Tree - DS119</b>		<b><i>Quercus robur</i> , English Oak</b>	
Origin: Exotic	Type: Deciduous Broadleaf	Age: Juvenile	
DBH: 8	Height: 6m	Width: 5m	TPZ: 2m
Crown class: Symmetrical	Health: Dormant	Structure: Fair	SULE: 60+
COM ID: 1494278	Comments: Plaque		
<b>Tree - DS120</b>		<b><i>Casuarina cunninghamiana</i> , River She-oak</b>	
Origin: Australian Native	Type: Evergreen Broadleaf	Age: Mature	
DBH: 58	Height: 21m	Width: 13m	TPZ: 7m
Crown class: Symmetrical	Health: Fair	Structure: Fair	SULE: 31-60
COM ID: 1032379	Comments: Shrine ID 26. Plaque.		
<b>Tree - DS121</b>		<b><i>Casuarina cunninghamiana</i> , River She-oak</b>	
Origin: Australian Native	Type: Evergreen Broadleaf	Age: Juvenile	
DBH: 12	Height: 9m	Width: 5m	TPZ: 2m
Crown class: Symmetrical	Health: Fair	Structure: Fair	SULE: 60+
COM ID: 1494280	Comments:		

<b>Tree - DS122</b>		<b><i>Ficus macrophylla</i> , Moreton Bay Fig</b>	
Origin: Australian Native	Type: Evergreen Broadleaf	Age: Mature	
DBH: 183	Height: 16m	Width: 26m	TPZ: 15.0m
Crown class: Symmetrical	Health: Fair	Structure: Fair	SULE: 31-60
COM ID: 1028938	Comments: Shrine ID 35.		
<b>Tree - DS123</b>		<b><i>Ficus macrophylla</i> , Moreton Bay Fig</b>	
Origin: Australian Native	Type: Evergreen Broadleaf	Age: Mature	
DBH: 81	Height: 17m	Width: 20m	TPZ: 9.7m
Crown class: Intermediate	Health: Fair	Structure: Fair	SULE: 31-60
COM ID: 1028939	Comments: Shrine ID 36. Stunted. Utility sign on south side		
<b>Tree - DS124</b>		<b><i>Eucalyptus sp.</i> , Eucalypt</b>	
Origin: Australian Native	Type: Evergreen Broadleaf	Age: Juvenile	
DBH: 2	Height: 1m	Width: 1m	TPZ: 2m
Crown class: Symmetrical	Health: Fair-Good	Structure: Fair	SULE: 60+
COM ID:	Comments: New planting. No COM ID. TEMPID 1		
<b>Tree - DS125</b>		<b><i>Eucalyptus sp.</i> , Eucalypt</b>	
Origin: Australian Native	Type: Evergreen Broadleaf	Age: Juvenile	
DBH: 5	Height: 4m	Width: 1m	TPZ: 2m
Crown class: Symmetrical	Health: Fair-Good	Structure: Fair	SULE: 60+
COM ID:	Comments: New planting. TEMPID 2		
<b>Tree - DS126</b>		<b><i>Eucalyptus sp.</i> , Eucalypt</b>	
Origin: Australian Native	Type: Evergreen Broadleaf	Age: Juvenile	
DBH: 2	Height: 1m	Width: 1m	TPZ: 2m
Crown class: Symmetrical	Health: Fair-Good	Structure: Fair	SULE: 60+
COM ID:	Comments: New planting. TEMPID 3		
<b>Tree - DS127</b>		<b><i>Quercus sp.</i> , Oak</b>	
Origin: Exotic	Type: Evergreen Broadleaf	Age: Juvenile	
DBH: 1	Height: 2m	Width: 1m	TPZ: 2m
Crown class: Symmetrical	Health: Dormant	Structure: Fair	SULE: 60+
COM ID:	Comments: Check species Q. calliprinos? New planting TEMPID 4		
<b>Tree - DS128</b>		<b><i>Quercus sp.</i> , Oak</b>	
Origin: Exotic	Type: Evergreen Broadleaf	Age: Juvenile	
DBH: 1	Height: 2m	Width: 1m	TPZ: 2m
Crown class: Symmetrical	Health: Dormant	Structure: Fair	SULE: 60+
COM ID:	Comments: Check species Q. calliprinos? New planting TEMPID 5		
<b>Tree - DS129</b>		<b><i>Quercus sp.</i> , Oak</b>	
Origin: Exotic	Type: Evergreen Broadleaf	Age: Juvenile	
DBH: 1	Height: 2m	Width: 1m	TPZ: 2m
Crown class: Symmetrical	Health: Dormant	Structure: Fair	SULE: 60+
COM ID:	Comments: Check species Q. calliprinos? New planting TEMPID 6		



<b>Tree - DS130</b>		<b><i>Meleuca styephioides</i> , Prickly Paperbark</b>	
Origin: Australian Native	Type: Evergreen Broadleaf		Age: Mature
DBH:	Height: m	Width: m	TPZ: m
Crown class:	Health:	Structure:	SULE:
COM ID: 1032346	Comments:		
<b>Tree - DS131</b>		<b><i>Quercus lusitanica</i> , Gall Oak</b>	
Origin: Exotic	Type: Deciduous Broadleaf		Age: Juvenile
DBH: 5	Height: 3m	Width: 2m	TPZ: 2m
Crown class: Symmetrical	Health: Fair-Good	Structure: Fair	SULE: 60+
COM ID: 1494175	Comments:		
<b>Tree - DS132</b>		<b><i>Quercus lusitanica</i> , Gall Oak</b>	
Origin: Exotic	Type: Deciduous Broadleaf		Age: Juvenile
DBH: 5	Height: 3m	Width: 2m	TPZ: 2m
Crown class: Symmetrical	Health: Fair-Good	Structure: Fair	SULE: 60+
COM ID: 1494172	Comments:		
<b>Tree - DS133</b>		<b><i>Quercus lusitanica</i> , Gall Oak</b>	
Origin: Exotic	Type: Deciduous Broadleaf		Age: Juvenile
DBH: 5	Height: 4m	Width: 2m	TPZ: 2m
Crown class: Symmetrical	Health: Fair-Good	Structure: Fair	SULE: 60+
COM ID: 1494173	Comments:		
<b>Tree - DS134</b>		<b><i>Quercus cerris</i> , Turkey Oak</b>	
Origin: Exotic	Type: Deciduous Broadleaf		Age: Juvenile
DBH: 5	Height: 3m	Width: 2m	TPZ: 2m
Crown class: Symmetrical	Health: Fair-Good	Structure: Fair	SULE: 60+
COM ID: 1494174	Comments:		
<b>Tree - DS135</b>		<b><i>Quercus acuttissima</i> , Oak</b>	
Origin: Exotic	Type: Evergreen Broadleaf		Age: Juvenile
DBH: 6 Estimate	Height: 4m	Width: 2m	TPZ: 2m
Crown class: Symmetrical	Health: Fair-Good	Structure: Fair-Good	SULE: 60+
COM ID: 1455508	Comments:		
<b>Tree - DS136</b>		<b><i>Ficus rubiginosa</i> , Port Jackson Fig</b>	
Origin: Australian Native	Type: Evergreen Broadleaf		Age: Juvenile
DBH: 12 Estimate	Height: 3m	Width: 4m	TPZ: 2m
Crown class: Symmetrical	Health: Fair-Good	Structure: Fair-Good	SULE: 60+
COM ID: 1455509	Comments:		
<b>Tree - DS137</b>		<b><i>Quercus acuttissima</i> , Oak</b>	
Origin: Exotic	Type: Evergreen Broadleaf		Age: Juvenile
DBH: 9 Estimate	Height: 5m	Width: 3m	TPZ: 2m
Crown class: Symmetrical	Health: Fair-Good	Structure: Fair-Good	SULE: 60+
COM ID: 1455507	Comments: Plaque		

<b>Tree - DS138</b>		<b><i>Cedrus libani</i> , Cedar of Lebanon</b>	
Origin: Exotic	Type: Evergreen Conifer		Age: Juvenile
DBH: 1	Height: 1m	Width: 1m	TPZ: 2m
Crown class: Symmetrical	Health: Fair-Good	Structure: Fair-Good	SULE: 60+
COM ID:	Comments: New planting		
<b>Tree - DS139</b>		<b><i>Cedrus libani</i> , Cedar of Lebanon</b>	
Origin: Exotic	Type: Evergreen Conifer		Age: Juvenile
DBH: 1	Height: 1m	Width: 1m	TPZ: 2m
Crown class: Symmetrical	Health: Fair-Good	Structure: Fair-Good	SULE: 60+
COM ID:	Comments: New planting		
<b>Tree - DS140</b>		<b><i>Ficus rubiginosa</i> , Port Jackson Fig</b>	
Origin: Australian Native	Type: Evergreen Broadleaf		Age: Juvenile
DBH: 12 Estimate low	Height: 2m	Width: 3m	TPZ: 2m
Crown class: Symmetrical	Health: Fair-Good	Structure: Fair-Good	SULE: 60+
COM ID: 1455506	Comments:		
<b>Tree - DS141</b>		<b><i>Lophostemon confertus</i> , Brush Box</b>	
Origin: Australian Native	Type: Evergreen Broadleaf		Age: Semi-mature
DBH: 13 Estimate	Height: 7m	Width: 3m	TPZ: 2m
Crown class: Symmetrical	Health: Fair-Good	Structure: Fair	SULE: 60+
COM ID: 1455495	Comments:		
<b>Tree - DS142</b>		<b><i>Lophostemon confertus</i> , Brush Box</b>	
Origin: Australian Native	Type: Evergreen Broadleaf		Age: Semi-mature
DBH: 13	Height: 6m	Width: 3m	TPZ: 2m
Crown class: Symmetrical	Health: Fair-Good	Structure: Fair	SULE: 60+
COM ID: 1455496	Comments: Plaque Darwin defence		
<b>Tree - DS143</b>		<b><i>Lophostemon confertus</i> , Brush Box</b>	
Origin: Australian Native	Type: Evergreen Broadleaf		Age: Semi-mature
DBH: 10 Estimate	Height: 6m	Width: 3m	TPZ: 2m
Crown class: Symmetrical	Health: Fair-Good	Structure: Fair	SULE: 60+
COM ID: 1455494	Comments:		
<b>Tree - DS144</b>		<b><i>Corymbia maculata</i> , Spotted Gum</b>	
Origin: Victoria	Type: Evergreen Broadleaf		Age: Mature
DBH: 120 Estimate	Height: 28m	Width: 20m	TPZ: 14.4m
Crown class: Symmetrical	Health: Fair-Good	Structure: Fair	SULE: 31-60
COM ID: 1032309	Comments: High value tree		
<b>Tree - DS145</b>		<b><i>Ulmus sp.</i> , Elm</b>	
Origin: Exotic	Type: Deciduous Broadleaf		Age: Mature
DBH: 66	Height: 10m	Width: 10m	TPZ: 7.9m
Crown class: Symmetrical	Health: Dormant	Structure: Fair	SULE: 6-10
COM ID: 1027882	Comments: Recent works at base		

<b>Tree - DS146</b>		<b><i>Ulmus sp.</i> , Elm</b>	
Origin: Exotic	Type: Deciduous Broadleaf		Age: Semi-mature
DBH: 20	Height: 10m	Width: 4m	TPZ: 2.4m
Crown class: Symmetrical	Health: Dormant	Structure: Fair	SULE: 60+
COM ID: 1027883	Comments:		
<b>Tree - DS147</b>		<b><i>Ulmus sp.</i> , Elm</b>	
Origin: Exotic	Type: Deciduous Broadleaf		Age: Mature
DBH: 62	Height: 12m	Width: 10m	TPZ: 7.4m
Crown class: Symmetrical	Health: Dormant	Structure: Fair	SULE: 11-20
COM ID: 1027884	Comments:		
<b>Tree - DS148</b>		<b><i>Ulmus sp.</i> , Elm</b>	
Origin: Exotic	Type: Deciduous Broadleaf		Age: Mature
DBH: 70	Height: 13m	Width: 12m	TPZ: 8.4m
Crown class: Symmetrical	Health: Dormant	Structure: Fair	SULE: 11-20
COM ID: 1027885	Comments:		
<b>Tree - DS149</b>		<b><i>Ulmus procera</i> , English Elm</b>	
Origin: Exotic	Type: Deciduous Broadleaf		Age: Mature
DBH: 63	Height: 12m	Width: 9m	TPZ: 7.6m
Crown class: Symmetrical	Health: Dormant	Structure: Fair	SULE: 1-5
COM ID: 1027886	Comments: Dieback on west side		
<b>Tree - DS150</b>		<b><i>Ulmus sp.</i> , Elm</b>	
Origin: Exotic	Type: Deciduous Broadleaf		Age: Over mature
DBH: 65	Height: 10m	Width: 7m	TPZ: 7.8m
Crown class: Symmetrical	Health: Dormant	Structure: Fair-Poor	SULE: 6-10
COM ID: 1027888	Comments: Heavily reduced limited crown		
<b>Tree - DS151</b>		<b><i>Ulmus sp.</i> , Elm</b>	
Origin: Exotic	Type: Deciduous Broadleaf		Age: Mature
DBH: 32	Height: 9m	Width: 5m	TPZ: 3.8m
Crown class: Intermediate	Health: Dormant	Structure: Fair-Poor	SULE: 6-10
COM ID: 1027889	Comments: Limited crown		
<b>Tree - DS152</b>		<b><i>Ulmus procera</i> , English Elm</b>	
Origin: Exotic	Type: Deciduous Broadleaf		Age: Mature
DBH: 63	Height: 11m	Width: 11m	TPZ: 7.6m
Crown class: Symmetrical	Health: Dormant	Structure: Fair	SULE: 11-20
COM ID: 1027890	Comments:		
<b>Tree - DS153</b>		<b><i>Ulmus sp.</i> , Elm</b>	
Origin: Exotic	Type: Deciduous Broadleaf		Age: Mature
DBH: 66	Height: 10m	Width: 10m	TPZ: 7.9m
Crown class: Symmetrical	Health: Dormant	Structure: Fair	SULE: 11-20
COM ID: 1027891	Comments:		



JOHN PATRICK PTY LTD  
324 Victoria Street,  
Richmond, VIC 3121  
T +61 3 9429 4855  
F +61 3 9429 8211  
admin@johnpatrick.com.au  
www.johnpatrick.com.au

CLIENT  
**MELBOURNE METRO**  
  
PROJECT  
**MELBOURNE METRO  
RAIL PROJECT**

DRAWING  
**EDMUND HERRING OVAL**



SCALE 1:1000 @A3  
DATE NOV 2015  
DRAWN MF  
CHECKED SH  
JOB NO 15-280  
DWG NO TS22  
CAD FILE 15-280 L-TS01

**COPYRIGHT**  
This drawing must not be  
copied in whole or in part  
without the written consent  
of JOHN PATRICK Pty Ltd.  
  
**PLEASE NOTE**  
The contractor must verify all  
dimensions on site before  
commencing any work or  
preparing any shop drawings.  
Do not scale off drawings.



<b>Tree - EH001</b>		<b><i>Ulmus sp.</i> , Elm</b>	
Origin: Exotic	Type: Deciduous Broadleaf	Age: Over mature	
DBH: 110 Estimate	Height: 20m	Width: 13m	TPZ: 13.2m
Crown class: Symmetrical	Health: Dormant	Structure: Fair	SULE: 11-20
COM ID: 1028950	Comments: Slime flux. Some broken stubs. All widths are crown projections over oval - one side		
<b>Tree - EH002</b>		<b><i>Ulmus sp.</i> , Elm</b>	
Origin: Exotic	Type: Deciduous Broadleaf	Age: Over mature	
DBH: 110 Estimate	Height: 22m	Width: 7m	TPZ: 13.2m
Crown class: Symmetrical	Health: Dormant	Structure: Fair	SULE: 21-30
COM ID: 1028951	Comments: Large broken stub south. Hangers.		
<b>Tree - EH003</b>		<b><i>Ulmus sp.</i> , Elm</b>	
Origin: Exotic	Type: Deciduous Broadleaf	Age: Over mature	
DBH: 106	Height: 20m	Width: 10m	TPZ: 12.7m
Crown class: Symmetrical	Health: Dormant	Structure: Fair	SULE: 11-20
COM ID: 1028952	Comments:		
<b>Tree - EH004</b>		<b><i>Ulmus sp.</i> , Elm</b>	
Origin: Exotic	Type: Deciduous Broadleaf	Age: Over mature	
DBH: 104	Height: 19m	Width: 11m	TPZ: 12.5m
Crown class: Symmetrical	Health: Dormant	Structure: Fair	SULE: 11-20
COM ID: 1028953	Comments:		
<b>Tree - EH005</b>		<b><i>Ulmus sp.</i> , Elm</b>	
Origin: Exotic	Type: Deciduous Broadleaf	Age: Over mature	
DBH: 99	Height: 19m	Width: 9m	TPZ: 11.9m
Crown class: Symmetrical	Health: Dormant	Structure: Fair	SULE: 6-10
COM ID: 1028954	Comments: Several large failure stubs		
<b>Tree - EH006</b>		<b><i>Ulmus sp.</i> , Elm</b>	
Origin: Exotic	Type: Deciduous Broadleaf	Age: Over mature	
DBH: 99	Height: 20m	Width: 10m	TPZ: 11.9m
Crown class: Symmetrical	Health: Dormant	Structure: Fair	SULE: 11-20
COM ID: 1028955	Comments: Large failure scar		
<b>Tree - EH007</b>		<b><i>Ulmus sp.</i> , Elm</b>	
Origin: Exotic	Type: Deciduous Broadleaf	Age: Over mature	
DBH: 91	Height: 17m	Width: 12m	TPZ: 10.9m
Crown class: Asymmetrical	Health: Dormant	Structure: Fair-Poor	SULE: 6-10
COM ID: 1028957	Comments: Massive failure wound mid trunk		
<b>Tree - EH008</b>		<b><i>Corymbia maculata</i> , Spotted Gum</b>	
Origin: Victoria	Type: Evergreen Broadleaf	Age: Juvenile	
DBH: 5 Estimate	Height: 4m	Width: 1m	TPZ: 2m
Crown class: Symmetrical	Health: Fair-Good	Structure: Fair-Good	SULE: 60+
COM ID:	Comments: New planting. No COM ID		



Tree - EH009		Agathis robusta , Queensland Kauri	
Origin: Australian Native	Type: Evergreen Conifer		Age: Juvenile
DBH: 5	Height: 6m	Width: 3m	TPZ: 2m
Crown class: Symmetrical	Health: Fair	Structure: Fair	SULE: 60+
COM ID: 1456343	Comments:		
Tree - EH010		Agathis robusta , Queensland Kauri	
Origin: Australian Native	Type: Evergreen Conifer		Age: Juvenile
DBH: 5	Height: 6m	Width: 3m	TPZ: 2m
Crown class: Symmetrical	Health: Fair	Structure: Fair	SULE: 60+
COM ID: 1456344	Comments:		
Tree - EH011		Agathis robusta , Queensland Kauri	
Origin: Australian Native	Type: Evergreen Conifer		Age: Juvenile
DBH: 5	Height: 3m	Width: 1m	TPZ: 2m
Crown class: Symmetrical	Health: Fair	Structure: Fair	SULE: 60+
COM ID: 1441673	Comments:		
Tree - EH012		Agathis robusta , Queensland Kauri	
Origin: Australian Native	Type: Evergreen Conifer		Age: Juvenile
DBH: 5	Height: 3m	Width: 1m	TPZ: 2m
Crown class: Symmetrical	Health: Fair	Structure: Fair	SULE: 60+
COM ID:	Comments: New planting. No COM ID		
Tree - EH013		Agathis robusta , Queensland Kauri	
Origin: Australian Native	Type: Evergreen Conifer		Age: Juvenile
DBH: 5	Height: 3m	Width: 1m	TPZ: 2m
Crown class: Symmetrical	Health: Fair	Structure: Fair	SULE: 60+
COM ID:	Comments: New planting. No COM ID		
Tree - EH014		Agathis robusta , Queensland Kauri	
Origin: Australian Native	Type: Evergreen Conifer		Age: Juvenile
DBH: 5	Height: 3m	Width: 1m	TPZ: 2m
Crown class: Symmetrical	Health: Fair	Structure: Fair	SULE: 60+
COM ID:	Comments: New planting. No COM ID		
Tree - EH015		Agathis robusta , Queensland Kauri	
Origin: Australian Native	Type: Evergreen Conifer		Age: Juvenile
DBH: 5	Height: 3m	Width: 1m	TPZ: 2m
Crown class: Symmetrical	Health: Fair	Structure: Fair	SULE: 60+
COM ID:	Comments: New planting. No COM ID		
Tree - EH016		Agathis robusta , Queensland Kauri	
Origin: Australian Native	Type: Evergreen Conifer		Age: Juvenile
DBH: 5	Height: 3m	Width: 1m	TPZ: 2m
Crown class: Symmetrical	Health: Fair-Poor	Structure: Fair	SULE: 60+
COM ID:	Comments: New planting. No COM ID		

Tree - EH017		Agathis robusta , Queensland Kauri	
Origin: Australian Native	Type: Evergreen Conifer		Age: Juvenile
DBH: 5	Height: 3m	Width: 1m	TPZ: 2m
Crown class: Symmetrical	Health: Fair	Structure: Fair	SULE: 60+
COM ID: 1456345	Comments:		
Tree - EH018		Agathis robusta , Queensland Kauri	
Origin: Australian Native	Type: Evergreen Conifer		Age: Juvenile
DBH: 5	Height: 3m	Width: 1m	TPZ: 2m
Crown class: Symmetrical	Health: Fair	Structure: Fair	SULE: 60+
COM ID:	Comments: New planting. No COM ID		
Tree - EH019		Agathis robusta , Queensland Kauri	
Origin: Australian Native	Type: Evergreen Conifer		Age: Juvenile
DBH: 5	Height: 3m	Width: 1m	TPZ: 2m
Crown class: Symmetrical	Health: Fair	Structure: Fair	SULE: 60+
COM ID:	Comments: New planting. No COM ID		
Tree - EH020		Agathis robusta , Queensland Kauri	
Origin: Australian Native	Type: Evergreen Conifer		Age: Juvenile
DBH: 5	Height: 3m	Width: 1m	TPZ: 2m
Crown class: Symmetrical	Health: Fair-Poor	Structure: Fair	SULE: 60+
COM ID: 1441674	Comments:		
Tree - EH021		Agathis robusta , Queensland Kauri	
Origin: Australian Native	Type: Evergreen Conifer		Age: Juvenile
DBH: 5	Height: 4m	Width: 2m	TPZ: 2m
Crown class: Symmetrical	Health: Fair	Structure: Fair	SULE: 60+
COM ID: 1288758	Comments:		
Tree - EH022		Agathis robusta , Queensland Kauri	
Origin: Australian Native	Type: Evergreen Conifer		Age: Juvenile
DBH: 5	Height: 6m	Width: 2m	TPZ: 2m
Crown class: Symmetrical	Health: Fair	Structure: Fair	SULE: 60+
COM ID: 1288766	Comments:		
Tree - EH023		Agathis robusta , Queensland Kauri	
Origin: Australian Native	Type: Evergreen Conifer		Age: Juvenile
DBH: 5	Height: 3m	Width: 1m	TPZ: 2m
Crown class: Symmetrical	Health: Fair	Structure: Fair	SULE: 60+
COM ID:	Comments: New planting. No COM ID		
Tree - EH024		Agathis robusta , Queensland Kauri	
Origin: Australian Native	Type: Evergreen Conifer		Age: Juvenile
DBH: 10	Height: 5m	Width: 2m	TPZ: 2m
Crown class: Symmetrical	Health: Fair	Structure: Fair	SULE: 60+
COM ID: 1441675	Comments:		

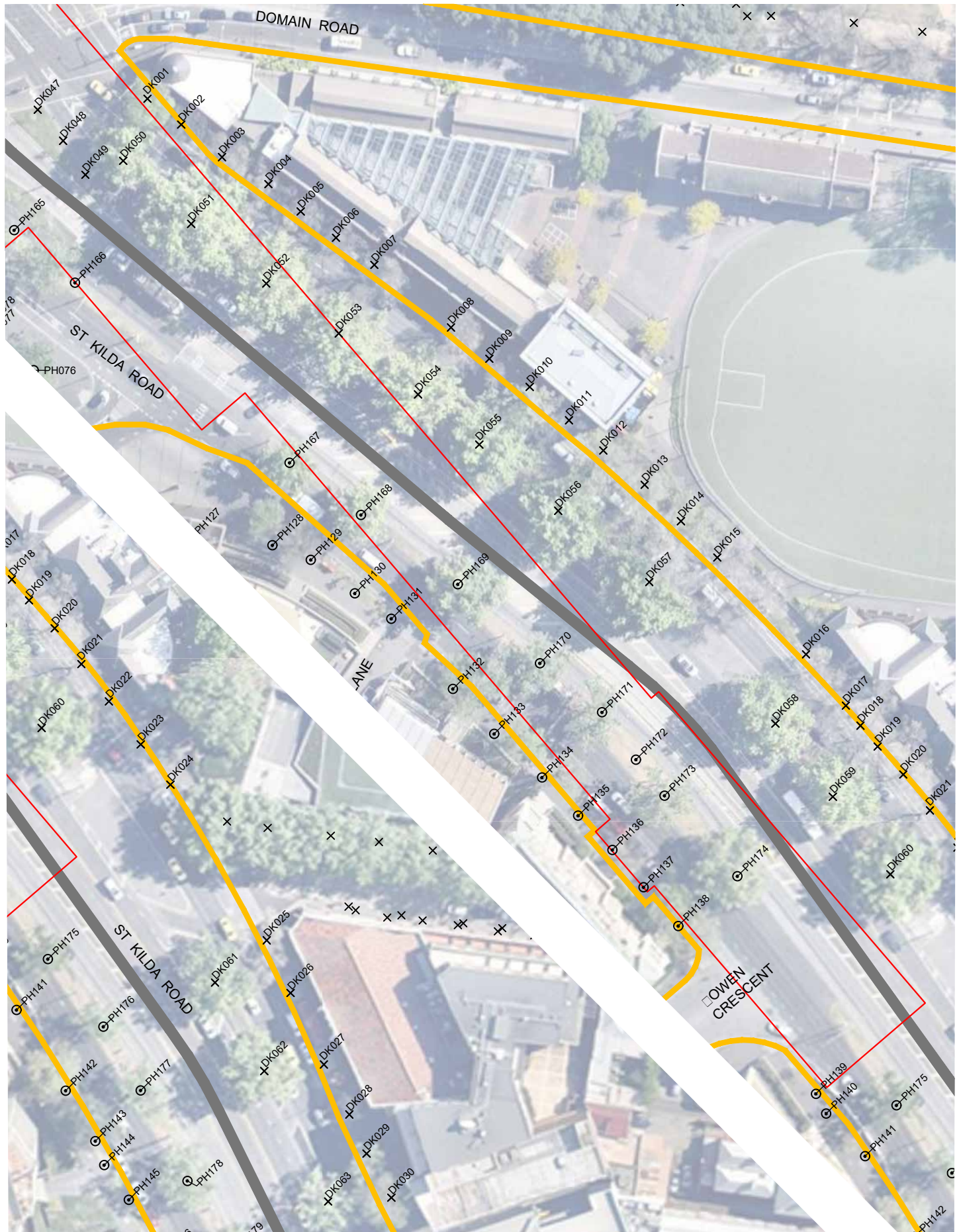
<b>Tree - EH025</b>		<b><i>Agathis robusta</i> , Queensland Kauri</b>	
Origin: Australian Native	Type: Evergreen Conifer		Age: Juvenile
DBH: 12	Height: 7m	Width: 2m	TPZ: 2m
Crown class: Symmetrical	Health: Fair	Structure: Fair	SULE: 60+
COM ID: 1288756	Comments:		
<b>Tree - EH026</b>		<b><i>Agathis robusta</i> , Queensland Kauri</b>	
Origin: Australian Native	Type: Evergreen Conifer		Age: Juvenile
DBH: 10	Height: 4m	Width: 2m	TPZ: 2m
Crown class: Symmetrical	Health: Fair	Structure: Fair	SULE: 60+
COM ID: 1491654	Comments:		
<b>Tree - EH027</b>		<b><i>Agathis robusta</i> , Queensland Kauri</b>	
Origin: Australian Native	Type: Evergreen Conifer		Age: Juvenile
DBH: 5	Height: 3m	Width: 1m	TPZ: 2m
Crown class: Symmetrical	Health: Fair-Good	Structure: Fair	SULE: 60+
COM ID:	Comments: New planting. No COM ID		
<b>Tree - EH028</b>		<b><i>Agathis robusta</i> , Queensland Kauri</b>	
Origin: Australian Native	Type: Evergreen Conifer		Age: Juvenile
DBH: 5	Height: 3m	Width: 1m	TPZ: 2m
Crown class: Symmetrical	Health: Fair-Good	Structure: Fair	SULE: 60+
COM ID:	Comments: New planting. No COM ID		
<b>Tree - EH029</b>		<b><i>Agathis robusta</i> , Queensland Kauri</b>	
Origin: Australian Native	Type: Evergreen Conifer		Age: Juvenile
DBH: 5	Height: 3m	Width: 1m	TPZ: 2m
Crown class: Symmetrical	Health: Fair-Good	Structure: Fair	SULE: 60+
COM ID:	Comments: New planting. No COM ID		
<b>Tree - EH030</b>		<b><i>Agathis robusta</i> , Queensland Kauri</b>	
Origin: Australian Native	Type: Evergreen Conifer		Age: Juvenile
DBH: 5	Height: 3m	Width: 1m	TPZ: 2m
Crown class: Symmetrical	Health: Fair-Poor	Structure: Poor	SULE: 60+
COM ID:	Comments: Kinked trunk - poor nursery stock. New planting. No COM ID		
<b>Tree - EH031</b>		<b><i>Agathis robusta</i> , Queensland Kauri</b>	
Origin: Australian Native	Type: Evergreen Conifer		Age: Juvenile
DBH: 5	Height: 3m	Width: 1m	TPZ: 2m
Crown class: Symmetrical	Health: Fair-Good	Structure: Fair	SULE: 60+
COM ID:	Comments: New planting. No COM ID		
<b>Tree - EH032</b>		<b><i>Syzygium floribundum</i> , Weeping Lilly Pilly</b>	
Origin: Australian Native	Type: Evergreen Broadleaf		Age: Semi-mature
DBH: 28 26	Height: 16m	Width: 7m	TPZ: 2m
Crown class: Symmetrical	Health: Fair	Structure: Fair	SULE: 31-60
COM ID: 1031926 (east) - 1031887 (west)	Comments: Width is crown projection to south. Close planted screen plantation. Dimensions for largest.		

<b>Tree - EH033</b>		<b><i>Fraxinus angustifolia</i> subsp.<i>angustifolia</i> , Desert Ash</b>	
Origin: Exotic weed	Type: Deciduous Broadleaf	Age: Mature	
DBH: 78	Height: 20m	Width: 8m	TPZ: 9.4m
Crown class: Symmetrical	Health: Fair-Good	Structure: Fair	SULE: 11-20
COM ID: 1032030	Comments: Cavity in base		
<b>Tree - EH034</b>		<b><i>Fraxinus angustifolia</i> subsp.<i>angustifolia</i> , Desert Ash</b>	
Origin: Exotic weed	Type: Deciduous Broadleaf	Age: Mature	
DBH: 62	Height: 20m	Width: 10m	TPZ: 7.4m
Crown class: Symmetrical	Health: Fair	Structure: Fair	SULE: 11-20
COM ID: 1032031	Comments:		
<b>Tree - EH035</b>		<b><i>Populus ×canadensis</i> , Grey Poplar</b>	
Origin: Exotic	Type: Deciduous Broadleaf	Age: Mature	
DBH: 50	Height: 18m	Width: 7m	TPZ: 6m
Crown class: Symmetrical	Health: Dormant	Structure: Fair	SULE: 21-30
COM ID: 1032032	Comments: width crown projection to south		
<b>Tree - EH036</b>		<b><i>Fraxinus angustifolia</i> subsp.<i>angustifolia</i> , Desert Ash</b>	
Origin: Exotic weed	Type: Deciduous Broadleaf	Age: Mature	
DBH: 84	Height: 15m	Width: 10m	TPZ: 10.1m
Crown class: Symmetrical	Health: Fair-Good	Structure: Fair	SULE: 11-20
COM ID: 1032033	Comments:		
<b>Tree - EH037</b>		<b><i>Quercus palustris</i> , Pin Oak</b>	
Origin: Exotic	Type: Deciduous Broadleaf	Age: Semi-mature	
DBH: 52	Height: 18m	Width: 7m	TPZ: 6.2m
Crown class: Symmetrical	Health: Dormant	Structure: Fair	SULE: 60+
COM ID: 1032039	Comments: Codominant mid crown		
<b>Tree - EH038</b>		<b><i>Fraxinus griffithii</i> , Evergreen Ash</b>	
Origin: Exotic	Type: Evergreen Broadleaf	Age: Juvenile	
DBH: 4 Estimate	Height: 3m	Width: 1m	TPZ: 2m
Crown class: Symmetrical	Health: Fair-Good	Structure: Fair	SULE: 31-60
COM ID: 1494289	Comments:		
<b>Tree - EH039</b>		<b><i>Platanus orientalis</i> Digitata, Cyprian Plane</b>	
Origin: Exotic	Type: Deciduous Broadleaf	Age: Juvenile	
DBH: 9 Estimate	Height: 5m	Width: 4m	TPZ: 2m
Crown class: Symmetrical	Health: Dormant	Structure: Fair-Good	SULE: 60+
COM ID: 1494290	Comments:		
<b>Tree - EH040</b>		<b><i>Populus ×canadensis</i> , Grey Poplar</b>	
Origin: Exotic	Type: Deciduous Broadleaf	Age: Mature	
DBH: 90 Estimate	Height: 24m	Width: 20m	TPZ: 10.8m
Crown class: Symmetrical	Health: Dormant	Structure: Fair	SULE: 21-30
COM ID: 1031847	Comments:		

<b>Tree - EH041</b>		<b><i>Cupressus torulosa</i> , Bhutan Cypress</b>	
Origin: Exotic	Type: Evergreen Conifer		Age: Semi-mature
DBH: 30 Estimate low	Height: 11m	Width: 3m	TPZ: 3.6m
Crown class: Symmetrical	Health: Fair	Structure: Fair	SULE: 31-60
COM ID: 1031846	Comments: Slightly sparse		

<b>Tree - EH042</b>		<b><i>Populus xcanadensis</i> , Grey Poplar</b>	
Origin: Exotic	Type: Deciduous Broadleaf		Age: Mature
DBH: 90 Estimate	Height: 25m	Width: 20m	TPZ: 10.8m
Crown class: Symmetrical	Health: Dormant	Structure: Fair	SULE: 21-30
COM ID: 1031844	Comments:		





JOHN PATRICK PTY LTD  
324 Victoria Street,  
Richmond, VIC 3121  
T +61 3 9429 4855  
F +61 3 9429 8211  
admin@johnpatrick.com.au  
www.johnpatrick.com.au

CLIENT  
**MELBOURNE METRO**  
  
PROJECT  
**MELBOURNE METRO  
RAIL PROJECT**

DRAWING  
**DOMAIN (4)**



SCALE 1:1000 @A4  
DATE APRIL 2016  
DRAWN MF  
CHECKED SH  
JOB NO 15-280  
DWG NO TS23  
CAD FILE 15-280 L-TS01

**COPYRIGHT**  
This drawing must not be  
copied in whole or in part  
without the written consent  
of JOHN PATRICK Pty Ltd.  
  
**PLEASE NOTE**  
The contractor must verify all  
dimensions on site before  
commencing any work or  
preparing any shop drawings.  
Do not scale off drawings.





<b>Tree - DK001</b>		<b><i>Ulmus sp.</i> , Elm</b>	
Origin: Exotic	Type: Deciduous Broadleaf		Age: Semi-mature
DBH: 41	Height: 12m	Width: 12m	TPZ: 4.9m
Crown class: Symmetrical	Health: Dormant	Structure: Fair	SULE: 1-5
COM ID: 1027913	Comments: Cavity in base		
<b>Tree - DK002</b>		<b><i>Ulmus sp.</i> , Elm</b>	
Origin: Exotic	Type: Deciduous Broadleaf		Age: Mature
DBH: 34	Height: 14m	Width: 11m	TPZ: 4.1m
Crown class: Asymmetrical	Health: Dormant	Structure: Poor	SULE: 6-10
COM ID: 1027914	Comments: Basal decay		
<b>Tree - DK003</b>		<b><i>Ulmus sp.</i> , Elm</b>	
Origin: Exotic	Type: Deciduous Broadleaf		Age: Mature
DBH: 42	Height: 16m	Width: 11m	TPZ: 5m
Crown class: Symmetrical	Health: Dormant	Structure: Fair-Poor	SULE: 1-5
COM ID: 1027915	Comments: Lean to south east		
<b>Tree - DK004</b>		<b><i>Ulmus sp.</i> , Elm</b>	
Origin: Exotic	Type: Deciduous Broadleaf		Age: Mature
DBH: 45	Height: 14m	Width: 12m	TPZ: 5.4m
Crown class: Symmetrical	Health: Dormant	Structure: Fair	SULE: 1-5
COM ID: 1027916	Comments: Stunted		
<b>Tree - DK005</b>		<b><i>Ulmus sp.</i> , Elm</b>	
Origin: Exotic	Type: Deciduous Broadleaf		Age: Mature
DBH: 43	Height: 14m	Width: 12m	TPZ: 5.2m
Crown class: Symmetrical	Health: Dormant	Structure: Fair-Poor	SULE: 1-5
COM ID: 1027917	Comments: Likely decay in primary union. Stunted		
<b>Tree - DK006</b>		<b><i>Ulmus sp.</i> , Elm</b>	
Origin: Exotic	Type: Deciduous Broadleaf		Age: Mature
DBH: 51	Height: 20m	Width: 12m	TPZ: 6.1m
Crown class: Symmetrical	Health: Dormant	Structure: Fair-Poor	SULE: 1-5
COM ID: 1027918	Comments: Major basal impact wound		
<b>Tree - DK007</b>		<b><i>Ulmus sp.</i> , Elm</b>	
Origin: Exotic	Type: Deciduous Broadleaf		Age: Mature
DBH: 52	Height: 21m	Width: 12m	TPZ: 6.2m
Crown class: Symmetrical	Health: Dormant	Structure: Fair	SULE: 6-10
COM ID: 1027919	Comments: Some trunk decay		
<b>Tree - DK008</b>		<b><i>Ulmus sp.</i> , Elm</b>	
Origin: Exotic	Type: Deciduous Broadleaf		Age: Mature
DBH: 57	Height: 18m	Width: 12m	TPZ: 6.8m
Crown class: Symmetrical	Health: Dormant	Structure: Fair-Poor	SULE: 1-5
COM ID: 1027921	Comments: Major basal decay		

<b>Tree - DK009</b>		<b><i>Ulmus sp.</i> , Elm</b>	
Origin: Exotic	Type: Deciduous Broadleaf		Age: Mature
DBH: 53	Height: 11m	Width: 7m	TPZ: 6.4m
Crown class: Symmetrical	Health: Dormant	Structure: Fair-Poor	SULE: 6-10
COM ID: 1027922	Comments: Heavily crown reduced		
<b>Tree - DK010</b>		<b><i>Ulmus sp.</i> , Elm</b>	
Origin: Exotic	Type: Deciduous Broadleaf		Age: Mature
DBH: 58	Height: 23m	Width: 9m	TPZ: 7m
Crown class: Symmetrical	Health: Dormant	Structure: Fair	SULE: 6-10
COM ID: 1027923	Comments: Elevated crown		
<b>Tree - DK011</b>		<b><i>Ulmus sp.</i> , Elm</b>	
Origin: Exotic	Type: Deciduous Broadleaf		Age: Mature
DBH: 59	Height: 17m	Width: 10m	TPZ: 7.1m
Crown class: Asymmetrical	Health: Dormant	Structure: Fair-Poor	SULE: 1-5
COM ID: 1027924	Comments: South side of crown pruned out		
<b>Tree - DK012</b>		<b><i>Ulmus sp.</i> , Elm</b>	
Origin: Exotic	Type: Deciduous Broadleaf		Age: Over mature
DBH: 104	Height: 23m	Width: 20m	TPZ: 12.5m
Crown class: Symmetrical	Health: Dormant	Structure:	SULE: 6-10
COM ID: 1027925	Comments: Very substantial specimen.		
<b>Tree - DK013</b>		<b><i>Ulmus sp.</i> , Elm</b>	
Origin: Exotic	Type: Deciduous Broadleaf		Age: Over mature
DBH: 93	Height: 23m	Width: 19m	TPZ: 11.2m
Crown class: Symmetrical	Health: Dormant	Structure: Fair-Poor	SULE: 6-10
COM ID: 1027926	Comments: Impact scar on north west side. Medium failures in crown.		
<b>Tree - DK014</b>		<b><i>Ulmus sp.</i> , Elm</b>	
Origin: Exotic	Type: Deciduous Broadleaf		Age: Over mature
DBH: 108	Height: 23m	Width: 20m	TPZ: 13m
Crown class: Symmetrical	Health: Dormant	Structure: Fair-Poor	SULE: 6-10
COM ID: 1027927	Comments: Cavity in primary stem.		
<b>Tree - DK015</b>		<b><i>Ulmus sp.</i> , Elm</b>	
Origin: Exotic	Type: Deciduous Broadleaf		Age: Mature
DBH: 62	Height: 19m	Width: 20m	TPZ: 7.4m
Crown class: Asymmetrical	Health: Dormant	Structure: Fair-Poor	SULE: 6-10
COM ID: 1027928	Comments: Overshadowed by tree to north		
<b>Tree - DK016</b>		<b><i>Ulmus sp.</i> , Elm</b>	
Origin: Exotic	Type: Deciduous Broadleaf		Age: Mature
DBH: 59	Height: 18m	Width: 18m	TPZ: 7.1m
Crown class: Intermediate	Health: Dormant	Structure: Fair	SULE: 6-10
COM ID: 1027930	Comments: Limited crown.		

<b>Tree - DK017</b>		<b><i>Ulmus sp.</i> , Elm</b>	
Origin: Exotic	Type: Deciduous Broadleaf		Age: Mature
DBH: 57	Height: 22m	Width: 18m	TPZ: 6.8m
Crown class: Symmetrical	Health: Dormant	Structure: Fair	SULE: 6-10
COM ID: 1027931	Comments:		
<b>Tree - DK018</b>		<b><i>Ulmus sp.</i> , Elm</b>	
Origin: Exotic	Type: Deciduous Broadleaf		Age: Mature
DBH: 57	Height: 22m	Width: 20m	TPZ: 6.8m
Crown class: Symmetrical	Health: Dormant	Structure: Fair	SULE: 11-20
COM ID: 1027932	Comments:		
<b>Tree - DK019</b>		<b><i>Ulmus sp.</i> , Elm</b>	
Origin: Exotic	Type: Deciduous Broadleaf		Age: Mature
DBH: 56	Height: 22m	Width: 18m	TPZ: 6.7m
Crown class: Symmetrical	Health: Dormant	Structure: Fair	SULE: 11-20
COM ID: 1027933	Comments:		
<b>Tree - DK020</b>		<b><i>Ulmus sp.</i> , Elm</b>	
Origin: Exotic	Type: Deciduous Broadleaf		Age: Mature
DBH: 49	Height: 19m	Width: 18m	TPZ: 5.9m
Crown class: Intermediate	Health: Dormant	Structure: Fair	SULE: 6-10
COM ID: 1027934	Comments: Narrow crown		
<b>Tree - DK021</b>		<b><i>Ulmus sp.</i> , Elm</b>	
Origin: Exotic	Type: Deciduous Broadleaf		Age: Mature
DBH: 45	Height: 12m	Width: 10m	TPZ: 5.4m
Crown class: Symmetrical	Health: Dormant	Structure: Fair	SULE: 6-10
COM ID: 1027935	Comments: Limited crown		
<b>Tree - DK022</b>		<b><i>Ulmus sp.</i> , Elm</b>	
Origin: Exotic	Type: Deciduous Broadleaf		Age: Mature
DBH: 43	Height: 12m	Width: 9m	TPZ: 5.2m
Crown class: Symmetrical	Health: Dormant	Structure: Fair	SULE: 1-5
COM ID: 1027936	Comments: Crown reduced to east		
<b>Tree - DK023</b>		<b><i>Ulmus sp.</i> , Elm</b>	
Origin: Exotic	Type: Deciduous Broadleaf		Age: Mature
DBH: 39	Height: 9m	Width: 7m	TPZ: 4.7m
Crown class: Asymmetrical	Health: Dormant	Structure: Fair-Poor	SULE: 1-5
COM ID: 1027937	Comments: Limited canopy		
<b>Tree - DK024</b>		<b><i>Ulmus sp.</i> , Elm</b>	
Origin: Exotic	Type: Deciduous Broadleaf		Age: Mature
DBH: 46	Height: 13m	Width: 11m	TPZ: 5.5m
Crown class: Symmetrical	Health: Dormant	Structure: Fair	SULE: 6-10
COM ID: 1027938	Comments: Crown reduced		



<b>Tree - DK025</b>		<b><i>Populus xcanadensis</i> , Grey Poplar</b>	
Origin: Exotic	Type: Deciduous Broadleaf		Age: Mature
DBH: 73	Height: 19m	Width: 14m	TPZ: 8.8m
Crown class: Symmetrical	Health: Dormant	Structure: Fair	SULE: 6-10
COM ID: 1027940	Comments: Impact scar on western codominant		
<b>Tree - DK026</b>		<b><i>Ulmus sp.</i> , Elm</b>	
Origin: Exotic	Type: Deciduous Broadleaf		Age: Juvenile
DBH: 4	Height: 4m	Width: 1m	TPZ: 2.0m
Crown class: Symmetrical	Health: Dormant	Structure: Fair	SULE: 60+
COM ID: 1027941	Comments: Replacement		
<b>Tree - DK027</b>		<b><i>Ulmus sp.</i> , Elm</b>	
Origin: Exotic	Type: Deciduous Broadleaf		Age: Juvenile
DBH: 4	Height: 5m	Width: 1m	TPZ: 2.0m
Crown class: Symmetrical	Health: Dormant	Structure: Fair	SULE: 60+
COM ID: 1027942	Comments: Replacement planting		
<b>Tree - DK028</b>		<b><i>Ulmus sp.</i> , Elm</b>	
Origin: Exotic	Type: Deciduous Broadleaf		Age: Juvenile
DBH: 4	Height: 4m	Width: 1m	TPZ: 2.0m
Crown class: Symmetrical	Health: Dormant	Structure: Fair	SULE: 60+
COM ID: 1027943	Comments: Replacement planting		
<b>Tree - DK029</b>		<b><i>Ulmus sp.</i> , Elm</b>	
Origin: Exotic	Type: Deciduous Broadleaf		Age: Mature
DBH: 65	Height: 15m	Width: 7m	TPZ: 7.8m
Crown class: Symmetrical	Health: Dormant	Structure: Fair-Poor	SULE: 1-5
COM ID: 1027944	Comments: Limited crown. Multiple failures		
<b>Tree - DK030</b>		<b><i>Ulmus sp.</i> , Elm</b>	
Origin: Exotic	Type: Deciduous Broadleaf		Age: Mature
DBH: 69	Height: 18m	Width: 10m	TPZ: 8.3m
Crown class: Symmetrical	Health: Dormant	Structure: Fair	SULE: 11-20
COM ID: 1027945	Comments:		
<b>Tree - DK031</b>		<b><i>Ulmus sp.</i> , Elm</b>	
Origin: Exotic	Type: Deciduous Broadleaf		Age: Mature
DBH: 74	Height: 19m	Width: 10m	TPZ: 8.9m
Crown class: Symmetrical	Health: Dormant	Structure: Fair	SULE: 11-20
COM ID: 1027946	Comments: Crown reduced. Decay in exposed roots.		
<b>Tree - DK032</b>		<b><i>Ulmus sp.</i> , Elm</b>	
Origin: Exotic	Type: Deciduous Broadleaf		Age: Mature
DBH: 69	Height: 15m	Width: 8m	TPZ: 8.3m
Crown class: Symmetrical	Health: Dormant	Structure: Fair-Poor	SULE: 11-20
COM ID: 1357261	Comments: Crown reduced with maturing regrowth.		

<b>Tree - DK033</b>		<b><i>Ulmus procera</i> , English Elm</b>	
Origin: Exotic	Type: Deciduous Broadleaf		Age: Juvenile
DBH: 7	Height: 4m	Width: 2m	TPZ: 2.0m
Crown class: Symmetrical	Health: Dormant	Structure: Fair	SULE: 60+
COM ID: 1440151	Comments:		
<b>Tree - DK034</b>		<b><i>Ulmus sp.</i> , Elm</b>	
Origin: Exotic	Type: Deciduous Broadleaf		Age: Mature
DBH: 68	Height: 17m	Width: 12m	TPZ: 8.2m
Crown class: Symmetrical	Health: Dormant	Structure: Fair	SULE: 11-20
COM ID: 1027949	Comments: Surface rooting. Limited to east by built form.		
<b>Tree - DK035</b>		<b><i>Ulmus sp.</i> , Elm</b>	
Origin: Exotic	Type: Deciduous Broadleaf		Age: Mature
DBH: 83	Height: 20m	Width: 12m	TPZ: 10m
Crown class: Symmetrical	Health: Dormant	Structure: Fair	SULE: 6-10
COM ID: 1027950	Comments: Upright form		
<b>Tree - DK036</b>		<b><i>Ulmus sp.</i> , Elm</b>	
Origin: Exotic	Type: Deciduous Broadleaf		Age: Mature
DBH: 93	Height: 23m	Width: 15m	TPZ: 11.2m
Crown class: Symmetrical	Health: Dormant	Structure: Fair-Poor	SULE: 1-5
COM ID: 1027951	Comments: Crown reduced. Decat down scaffold over road.		
<b>Tree - DK037</b>		<b><i>Ulmus sp.</i> , Elm</b>	
Origin: Exotic	Type: Deciduous Broadleaf		Age: Juvenile
DBH: 4	Height: 2m	Width: 1m	TPZ: 2.0m
Crown class: Symmetrical	Health: Dormant	Structure: Fair	SULE: 60+
COM ID: 1027952	Comments: Replacement		
<b>Tree - DK038</b>		<b><i>Ulmus sp.</i> , Elm</b>	
Origin: Exotic	Type: Deciduous Broadleaf		Age: Semi-mature
DBH: 35	Height: 9m	Width: 7m	TPZ: 4.2m
Crown class: Symmetrical	Health: Dormant	Structure: Fair-Poor	SULE: 6-10
COM ID: 1027953	Comments: Crown of maturing regrowth		
<b>Tree - DK039</b>		<b><i>Ulmus sp.</i> , Elm</b>	
Origin: Exotic	Type: Deciduous Broadleaf		Age: Over mature
DBH: 70	Height: 10m	Width: 7m	TPZ: 8.4m
Crown class: Regrowth	Health: Dormant	Structure: Poor	SULE: 1-5
COM ID: 1027954	Comments: Heavily crown reduced. Poor tree.		
<b>Tree - DK040</b>		<b><i>Ulmus sp.</i> , Elm</b>	
Origin: Exotic	Type: Deciduous Broadleaf		Age: Semi-mature
DBH: 33	Height: 12m	Width: 8m	TPZ: 4m
Crown class: Symmetrical	Health: Dormant	Structure: Fair-Poor	SULE: 11-20
COM ID: 1027955	Comments: Small dead wood.		

<b>Tree - DK041</b>		<b><i>Platanus orientalis</i> 'Digitata', Cyprian Plane</b>	
Origin: Exotic	Type: Deciduous Broadleaf	Age: Semi-mature	
DBH: 39	Height: 14m	Width: 11m	TPZ: 4.7m
Crown class: Symmetrical	Health: Dormant	Structure: Fair	SULE: 21-30
COM ID: 1028497	Comments:		
<b>Tree - DK042</b>		<b><i>Platanus orientalis</i> 'Digitata', Cyprian Plane</b>	
Origin: Exotic	Type: Deciduous Broadleaf	Age: Semi-mature	
DBH: 44	Height: 16m	Width: 16m	TPZ: 5.3m
Crown class: Symmetrical	Health: Dormant	Structure: Fair-Good	SULE: 31-60
COM ID: 1028496	Comments:		
<b>Tree - DK043</b>		<b><i>Platanus orientalis</i> 'Digitata', Cyprian Plane</b>	
Origin: Exotic	Type: Deciduous Broadleaf	Age: Mature	
DBH: 59	Height: 21m	Width: 17m	TPZ: 7.1m
Crown class: Symmetrical	Health: Dormant	Structure: Fair-Good	SULE: 31-60
COM ID: 1028495	Comments:		
<b>Tree - DK044</b>		<b><i>Platanus orientalis</i> , Oriental Plane</b>	
Origin: Exotic	Type: Deciduous Broadleaf	Age: Semi-mature	
DBH: 30	Height: 12m	Width: 12m	TPZ: 3.6m
Crown class: Symmetrical	Health: Dormant	Structure: Fair	SULE: 31-60
COM ID: 1028499	Comments: Growth lean to south		
<b>Tree - DK045</b>		<b><i>Platanus orientalis</i> 'Digitata', Cyprian Plane</b>	
Origin: Exotic	Type: Deciduous Broadleaf	Age: Mature	
DBH: 65	Height: 13m	Width: 12m	TPZ: 7.8m
Crown class: Symmetrical	Health: Dormant	Structure: Fair	SULE: 21-30
COM ID: 1028500	Comments:		
<b>Tree - DK046</b>		<b><i>Platanus orientalis</i> 'Digitata', Cyprian Plane</b>	
Origin: Exotic	Type: Deciduous Broadleaf	Age: Mature	
DBH: 75	Height: 19m	Width: 15m	TPZ: 9m
Crown class: Symmetrical	Health: Dormant	Structure: Fair-Good	SULE: 31-60
COM ID: 1028501	Comments:		
<b>Tree - DK047</b>		<b><i>Platanus xacerifolia</i> , London Plane</b>	
Origin: Exotic	Type: Deciduous Broadleaf	Age: Juvenile	
DBH: 6 Estimate	Height: 5m	Width: 2m	TPZ: 2.0m
Crown class: Symmetrical	Health: Dormant	Structure: Fair-Good	SULE: 60+
COM ID: 1552853	Comments:		
<b>Tree - DK048</b>		<b><i>Platanus xacerifolia</i> , London Plane</b>	
Origin: Exotic	Type: Deciduous Broadleaf	Age: Juvenile	
DBH: 6 Estimate	Height: 5m	Width: 2m	TPZ: 2.0m
Crown class: Symmetrical	Health: Dormant	Structure: Fair-Good	SULE: 60+
COM ID: 1552852	Comments:		

<b>Tree - DK049</b>		<b><i>Platanus xacerifolia</i> , London Plane</b>	
Origin: Exotic	Type: Deciduous Broadleaf	Age: Juvenile	
DBH: 6 Estimate	Height: 5m	Width: 2m	TPZ: 2.0m
Crown class: Symmetrical	Health: Dormant	Structure: Fair-Good	SULE: 60+
COM ID: 1552857	Comments:		
<b>Tree - DK050</b>		<b><i>Platanus xacerifolia</i> , London Plane</b>	
Origin: Exotic	Type: Deciduous Broadleaf	Age: Semi-mature	
DBH: 39 Estimate	Height: 12m	Width: 12m	TPZ: 4.7m
Crown class: Symmetrical	Health: Dormant	Structure: Fair	SULE: 21-30
COM ID: 1027991	Comments:		
<b>Tree - DK051</b>		<b><i>Platanus xacerifolia</i> , London Plane</b>	
Origin: Exotic	Type: Deciduous Broadleaf	Age: Mature	
DBH: 72 Estimate	Height: 21m	Width: 20m	TPZ: 8.6m
Crown class: Symmetrical	Health: Dormant	Structure: Fair-Good	SULE: 21-30
COM ID: 1027990	Comments: Substantial specimen		
<b>Tree - DK052</b>		<b><i>Platanus xacerifolia</i> , London Plane</b>	
Origin: Exotic	Type: Deciduous Broadleaf	Age: Semi-mature	
DBH: 54 Estimate	Height: 18m	Width: 16m	TPZ: 6.5m
Crown class: Symmetrical	Health: Dormant	Structure: Fair-Good	SULE: 21-30
COM ID: 1027989	Comments:		
<b>Tree - DK053</b>		<b><i>Platanus xacerifolia</i> , London Plane</b>	
Origin: Exotic	Type: Deciduous Broadleaf	Age: Mature	
DBH: 54 Estimate	Height: 19m	Width: 16m	TPZ: 6.5m
Crown class: Symmetrical	Health: Dormant	Structure: Fair	SULE: 21-30
COM ID: 1027988	Comments:		
<b>Tree - DK054</b>		<b><i>Platanus xacerifolia</i> , London Plane</b>	
Origin: Exotic	Type: Deciduous Broadleaf	Age: Mature	
DBH: 54 Estimate	Height: 21m	Width: 12m	TPZ: 6.5m
Crown class: Symmetrical	Health: Dormant	Structure: Fair	SULE: 21-30
COM ID: 1027987	Comments:		
<b>Tree - DK055</b>		<b><i>Platanus xacerifolia</i> , London Plane</b>	
Origin: Exotic	Type: Deciduous Broadleaf	Age: Mature	
DBH: 64 Estimate	Height: 20m	Width: 12m	TPZ: 7.7m
Crown class: Symmetrical	Health: Dormant	Structure: Fair	SULE: 21-30
COM ID: 1027986	Comments:		
<b>Tree - DK056</b>		<b><i>Platanus xacerifolia</i> , London Plane</b>	
Origin: Exotic	Type: Deciduous Broadleaf	Age: Semi-mature	
DBH: 60 Estimate	Height: 20m	Width: 12m	TPZ: 7.2m
Crown class: Symmetrical	Health: Dormant	Structure: Fair	SULE: 21-30
COM ID: 1027985	Comments:		

<b>Tree - DK057</b>		<b><i>Platanus xacerifolia</i> , London Plane</b>	
Origin: Exotic	Type: Deciduous Broadleaf	Age: Mature	
DBH: 58 Estimate	Height: 20m	Width: 12m	TPZ: 7m
Crown class: Symmetrical	Health: Dormant	Structure: Fair	SULE: 21-30
COM ID: 1027984	Comments:		
<b>Tree - DK058</b>		<b><i>Platanus xacerifolia</i> , London Plane</b>	
Origin: Exotic	Type: Deciduous Broadleaf	Age: Mature	
DBH: 53 Estimate	Height: 19m	Width: 16m	TPZ: 6.4m
Crown class: Symmetrical	Health: Dormant	Structure: Fair-Good	SULE: 21-30
COM ID: 1027983	Comments:		
<b>Tree - DK059</b>		<b><i>Platanus xacerifolia</i> , London Plane</b>	
Origin: Exotic	Type: Deciduous Broadleaf	Age: Mature	
DBH: 51 Estimate	Height: 17m	Width: 14m	TPZ: 6.1m
Crown class: Symmetrical	Health: Dormant	Structure: Fair-Good	SULE: 21-30
COM ID: 1027982	Comments:		
<b>Tree - DK060</b>		<b><i>Platanus xacerifolia</i> , London Plane</b>	
Origin: Exotic	Type: Deciduous Broadleaf	Age: Mature	
DBH: 58	Height: 17m	Width: 17m	TPZ: 7m
Crown class: Symmetrical	Health: Dormant	Structure: Fair-Good	SULE: 21-30
COM ID: 1027981	Comments:		
<b>Tree - DK061</b>		<b><i>Platanus xacerifolia</i> , London Plane</b>	
Origin: Exotic	Type: Deciduous Broadleaf	Age: Mature	
DBH: 46	Height: 17m	Width: 17m	TPZ: 5.5m
Crown class: Symmetrical	Health: Fair	Structure: Fair	SULE: 21-30
COM ID: 1027980	Comments:		
<b>Tree - DK062</b>		<b><i>Platanus xacerifolia</i> , London Plane</b>	
Origin: Exotic	Type: Deciduous Broadleaf	Age: Mature	
DBH: 46 Estimate	Height: 15m	Width: 12m	TPZ: 5.5m
Crown class: Symmetrical	Health: Dormant	Structure: Fair	SULE: 21-30
COM ID: 1027979	Comments:		
<b>Tree - DK063</b>		<b><i>Platanus xacerifolia</i> , London Plane</b>	
Origin: Exotic	Type: Deciduous Broadleaf	Age: Semi-mature	
DBH: 32 Estimate	Height: 13m	Width: 10m	TPZ: 3.8m
Crown class: Asymmetrical	Health: Fair	Structure: Fair	SULE: 21-30
COM ID: 1027978	Comments:		
<b>Tree - DK064</b>		<b><i>Platanus xacerifolia</i> , London Plane</b>	
Origin: Exotic	Type: Deciduous Broadleaf	Age: Semi-mature	
DBH: 34	Height: 13m	Width: 9m	TPZ: 4.1m
Crown class: Symmetrical	Health: Dormant	Structure: Fair	SULE: 21-30
COM ID: 1027977	Comments: Compact crown		



<b>Tree - DK065</b>		<b><i>Platanus xacerifolia</i> , London Plane</b>	
Origin: Exotic	Type: Deciduous Broadleaf	Age: Semi-mature	
DBH: 37 Estimate	Height: 13m	Width: 11m	TPZ: 4.4m
Crown class: Symmetrical	Health: Dormant	Structure: Fair	SULE: 21-30
COM ID: 1027976	Comments: Cavity in stub		
<b>Tree - DK066</b>		<b><i>Platanus xacerifolia</i> , London Plane</b>	
Origin: Exotic	Type: Deciduous Broadleaf	Age: Semi-mature	
DBH: 42 Estimate	Height: 15m	Width: 16m	TPZ: 5m
Crown class: Symmetrical	Health: Dormant	Structure: Fair	SULE: 21-30
COM ID: 1027975	Comments:		
<b>Tree - DK067</b>		<b><i>Platanus xacerifolia</i> , London Plane</b>	
Origin: Exotic	Type: Deciduous Broadleaf	Age: Mature	
DBH: 58	Height: 16m	Width: 16m	TPZ: 7m
Crown class: Symmetrical	Health: Dead	Structure: Fair-Good	SULE: 21-30
COM ID: 1027974	Comments:		
<b>Tree - DK068</b>		<b><i>Platanus xacerifolia</i> , London Plane</b>	
Origin: Exotic	Type: Deciduous Broadleaf	Age: Mature	
DBH: 47 Estimate	Height: 15m	Width: 12m	TPZ: 5.6m
Crown class: Symmetrical	Health: Dormant	Structure: Fair	SULE: 21-30
COM ID: 1027973	Comments:		
<b>Tree - DK069</b>		<b><i>Platanus xacerifolia</i> , London Plane</b>	
Origin: Exotic	Type: Deciduous Broadleaf	Age: Semi-mature	
DBH: 46 Estimate	Height: 16m	Width: 16m	TPZ: 5.5m
Crown class: Symmetrical	Health: Dormant	Structure: Fair	SULE: 21-30
COM ID: 1027972	Comments:		
<b>Tree - DK070</b>		<b><i>Platanus xacerifolia</i> , London Plane</b>	
Origin: Exotic	Type: Deciduous Broadleaf	Age: Semi-mature	
DBH: 32 Estimate	Height: 14m	Width: 12m	TPZ: 3.8m
Crown class: Symmetrical	Health: Dormant	Structure: Fair	SULE: 21-30
COM ID: 1027971	Comments:		
<b>Tree - DK071</b>		<b><i>Platanus xacerifolia</i> , London Plane</b>	
Origin: Exotic	Type: Deciduous Broadleaf	Age: Semi-mature	
DBH: 39	Height: 13m	Width: 13m	TPZ: 4.7m
Crown class: Symmetrical	Health: Dormant	Structure: Fair	SULE: 21-30
COM ID: 1027970	Comments: Basal wounds		
<b>Tree - DK072</b>		<b><i>Ulmus sp.</i> , Elm</b>	
Origin: Exotic	Type: Deciduous Broadleaf	Age: Juvenile	
DBH: 13	Height: 6m	Width: 3m	TPZ: 2.0m
Crown class: Symmetrical	Health: Fair	Structure: Fair-Poor	SULE: 6-10
COM ID: 1027956	Comments: Multiple points of trunk decay		

<b>Tree - DK073</b>		<b><i>Ulmus sp.</i> , Elm</b>	
Origin: Exotic	Type: Deciduous Broadleaf	Age: Mature	
DBH: 70	Height: 14m	Width: 15m	TPZ: 8.4m
Crown class: Symmetrical	Health: Dormant	Structure: Fair-Poor	SULE: 6-10
COM ID: 1027957	Comments: Basal cavity and throughout		
<b>Tree - DK074</b>		<b><i>Ulmus sp.</i> , Elm</b>	
Origin: Exotic	Type: Deciduous Broadleaf	Age: Mature	
DBH: 67	Height: 15m	Width: 12m	TPZ: 8m
Crown class: Symmetrical	Health: Dormant	Structure: Fair-Poor	SULE: 6-10
COM ID: 1027958	Comments: Large basal wound and cavity		
<b>Tree - DK075</b>		<b><i>Ulmus sp.</i> , Elm</b>	
Origin: Exotic	Type: Deciduous Broadleaf	Age: Mature	
DBH: 72	Height: 16m	Width: 13m	TPZ: 8.6m
Crown class: Symmetrical	Health: Dormant	Structure: Fair-Poor	SULE: 6-10
COM ID: 1027959	Comments:		
<b>Tree - DK076</b>		<b><i>Ulmus sp.</i> , Elm</b>	
Origin: Exotic	Type: Deciduous Broadleaf	Age: Semi-mature	
DBH: 71	Height: 14m	Width: 12m	TPZ: 8.5m
Crown class: Symmetrical	Health: Dormant	Structure: Fair-Good	SULE: 6-10
COM ID: 1027960	Comments: Limited crown.		
<b>Tree - DK077</b>		<b> ,</b>	
Origin:	Type:	Age:	
DBH:	Height: 0m	Width: 0m	TPZ: m
Crown class:	Health:	Structure:	SULE:
COM ID: 1027961	Comments: removed		
<b>Tree - DK078</b>		<b><i>Ficus macrophylla</i> , Moreton Bay Fig</b>	
Origin: Australian Native	Type: Evergreen Broadleaf	Age: Mature	
DBH: 99	Height: 18m	Width: 18m	TPZ: 11.9m
Crown class: Symmetrical	Health: Fair	Structure: Fair	SULE: 31-60
COM ID: 1027962	Comments:		
<b>Tree - DK079</b>		<b><i>Agathis robusta</i> , Queensland Kauri</b>	
Origin: Australian Native	Type: Evergreen Conifer	Age: Juvenile	
DBH: 8	Height: 6m	Width: 2m	TPZ: 2.0m
Crown class: Asymmetrical	Health: Fair	Structure: Fair-Good	SULE: 60+
COM ID: 1440032	Comments:		
<b>Tree - DK080</b>		<b><i>Ficus rubiginosa</i> , Port Jackson Fig</b>	
Origin: Australian Native	Type: Evergreen Broadleaf	Age: Juvenile	
DBH: 11 Measured low	Height: 3m	Width: 3m	TPZ: 2.0m
Crown class: Symmetrical	Health: Fair-Good	Structure: Fair-Good	SULE: 60+
COM ID: 1440035	Comments:		

<b>Tree - DK081</b>		<b><i>Agathis robusta</i> , Queensland Kauri</b>	
Origin: Australian Native	Type: Evergreen Conifer		Age: Juvenile
DBH: 9	Height: 5m	Width: 2m	TPZ: 2.0m
Crown class: Symmetrical	Health: Fair	Structure: Fair-Good	SULE: 60+
COM ID: 1440034	Comments:		
<b>Tree - DK082</b>		<b><i>Ficus rubiginosa</i> , Port Jackson Fig</b>	
Origin: Australian Native	Type: Evergreen Broadleaf		Age: Juvenile
DBH: 15 Measured low	Height: 2m	Width: 4m	TPZ: 2.0m
Crown class: Symmetrical	Health: Fair	Structure: Fair	SULE: 60+
COM ID: 1440036	Comments: Stout trunk		
<b>Tree - DK083</b>		<b><i>Ficus rubiginosa</i> , Port Jackson Fig</b>	
Origin: Australian Native	Type: Evergreen Broadleaf		Age: Juvenile
DBH: 10 Measured low	Height: 2m	Width: 2m	TPZ: 2.0m
Crown class: Symmetrical	Health: Fair	Structure: Fair	SULE: 60+
COM ID: 1440037	Comments:		
<b>Tree - DK084</b>		<b><i>Ficus macrophylla</i> , Moreton Bay Fig</b>	
Origin: Australian Native	Type: Evergreen Broadleaf		Age: Mature
DBH: 119	Height: 20m	Width: 22m	TPZ: 14.3m
Crown class: Symmetrical	Health: Fair	Structure: Fair	SULE: 31-60
COM ID: 1027963	Comments:		
<b>Tree - DK085</b>		<b><i>Ficus macrophylla</i> , Moreton Bay Fig</b>	
Origin: Australian Native	Type: Evergreen Broadleaf		Age: Mature
DBH: 97	Height: 17m	Width: 20m	TPZ: 11.6m
Crown class: Symmetrical	Health: Fair	Structure: Fair	SULE: 31-60
COM ID: 1028493	Comments:		
<b>Tree - DK086</b>		<b><i>Ficus macrophylla</i> , Moreton Bay Fig</b>	
Origin: Australian Native	Type: Evergreen Broadleaf		Age: Semi-mature
DBH: 56	Height: 10m	Width: 10m	TPZ: 6.7m
Crown class: Intermediate	Health: Fair-Poor	Structure: Fair-Poor	SULE: 1-5
COM ID: 1028494	Comments: Limited crown. Decay through primary scaffolds		
<b>Tree - DK087</b>		<b><i>Platanus xacerifolia</i> , London Plane</b>	
Origin: Exotic	Type: Deciduous Broadleaf		Age: Semi-mature
DBH: 45	Height: 15m	Width: 14m	TPZ: 5.4m
Crown class: Symmetrical	Health: Fair	Structure: Fair-Good	ULE: 21-30years
COM ID: 1027969	Comments:		
<b>Tree - DK088</b>		<b><i>Platanus xacerifolia</i> , London Plane</b>	
Origin: Exotic	Type: Deciduous Broadleaf		Age: Semi-mature
DBH: 29	Height: 13m	Width: 9m	TPZ: 3.5m
Crown class: Symmetrical	Health: Fair	Structure: Fair-Good	ULE: 21-30years
COM ID: 1028120	Comments:		

<b>Tree - DK089</b>		<b><i>Platanus xacerifolia</i> , London Plane</b>	
Origin: Exotic	Type: Deciduous Broadleaf		Age: Semi-mature
DBH: 33	Height: 14m	Width: 8m	TPZ: 4m
Crown class: Symmetrical	Health: Fair	Structure: Fair	ULE: 31-60years
COM ID: 1028119	Comments:		
<b>Tree - DK090</b>		<b><i>Platanus xacerifolia</i> , London Plane</b>	
Origin: Exotic	Type: Deciduous Broadleaf		Age: Semi-mature
DBH: 44	Height: 14m	Width: 8m	TPZ: 5.3m
Crown class: Symmetrical	Health: Fair	Structure: Fair	ULE: 31-60years
COM ID: 1028118	Comments:		
<b>Tree - DK091</b>			
Origin:	Type:		Age:
DBH:	Height: 0m	Width: 0m	TPZ: 0m
Crown class:	Health:	Structure:	ULE: years
COM ID:	Comments: missing		
<b>Tree - DK092</b>			
Origin:	Type:		Age:
DBH:	Height: 0m	Width: 0m	TPZ: 0m
Crown class:	Health:	Structure:	ULE: years
COM ID:	Comments: missing		
<b>Tree - DK093</b>		<b><i>Ulmus procera</i> , English Elm</b>	
Origin: Exotic	Type: Deciduous Broadleaf		Age: Semi-mature
DBH: 61	Height: 17m	Width: 14m	TPZ: 7.3m
Crown class: Symmetrical	Health: Fair	Structure: Fair	ULE: 11-20years
COM ID: 1027968	Comments:		
<b>Tree - DK094</b>		<b><i>Ulmus procera</i> , English Elm</b>	
Origin: Exotic	Type: Deciduous Broadleaf		Age: Semi-mature
DBH: 50	Height: 9m	Width: 10m	TPZ: 6m
Crown class: Symmetrical	Health: Fair-Poor	Structure: Fair	ULE: 6-10years
COM ID: 1028121	Comments:		
<b>Tree - DK095</b>		<b><i>Ulmus procera</i> , English Elm</b>	
Origin: Exotic	Type: Deciduous Broadleaf		Age: Semi-mature
DBH: 59	Height: 12m	Width: 9m	TPZ: 7.1m
Crown class: Symmetrical	Health: Fair	Structure: Fair	ULE: 31-60years
COM ID: 1028123	Comments: Slime flux from pruning wound. ELB infested.		
<b>Tree - DK096</b>		<b><i>Ulmus procera</i> , English Elm</b>	
Origin: Exotic	Type: Deciduous Broadleaf		Age: Semi-mature
DBH: 57	Height: 9m	Width: 7m	TPZ: 6.8m
Crown class: Symmetrical	Health: Fair	Structure: Fair	ULE: 6-10years
COM ID: 1028124	Comments: Relatively sparse and small canopy. Small deadwood.		

<b>Tree - DK097</b>	<b><i>Ulmus procera</i> , English Elm</b>		
<b>Origin:</b> Exotic	<b>Type:</b> Deciduous Broadleaf	<b>Age:</b> Semi-mature	
<b>DBH:</b> 57	<b>Height:</b> 12m	<b>Width:</b> 8m	<b>TPZ:</b> 6.8m
<b>Crown class:</b> Symmetrical	<b>Health:</b> Fair-Poor	<b>Structure:</b> Fair-Poor	<b>ULE:</b> 6-10years
<b>COM ID:</b> 1028125	<b>Comments:</b> Relatively sparse canopy. Small deadwood. Multiiple attachments at 2m.		





JOHN PATRICK PTY LTD  
324 Victoria Street,  
Richmond, VIC 3121  
T +61 3 9429 4855  
F +61 3 9429 8211  
admin@johnpatrick.com.au  
www.johnpatrick.com.au

CLIENT  
**MELBOURNE METRO**  
  
PROJECT  
**MELBOURNE METRO  
RAIL PROJECT**

DRAWING  
**DOMAIN (5)  
CoPP**



SCALE 1:1000 @A4  
DATE NOV 2015  
DRAWN MF  
CHECKED SH  
JOB NO 15-280  
DWG NO TS25  
CAD FILE 15-280 L-TS01

**COPYRIGHT**  
This drawing must not be  
copied in whole or in part  
without the written consent  
of JOHN PATRICK Pty Ltd.  
  
**PLEASE NOTE**  
The contractor must verify all  
dimensions on site before  
commencing any work or  
preparing any shop drawings.  
  
Do not scale off drawings.





CLIENT  
**MELBOURNE METRO**

PROJECT  
**MELBOURNE METRO  
RAIL PROJECT**





**COPYRIGHT**  
This drawing must not be copied in whole or in part without the written consent of JOHN PATRICK Pty Ltd.

**PLEASE NOTE**  
The contractor must verify all dimensions on site before commencing any work or preparing any shop drawings.

Do not scale off drawings.

Do not scale off drawings.





**JOHN PATRICK PTY LTD**  
324 Victoria Street,  
Richmond, VIC 3121  
T +61 3 9429 4855  
F +61 3 9429 8211  
admin@johnpatrick.com.au  
**www.johnpatrick.com.au**

CLIENT  
**MELBOURNE METRO**

PROJECT  
**MELBOURNE METRO  
RAIL PROJECT**

DRAWING  
**DOMAIN (5)**  
**CoPP**



SCALE	1:1000 @A4
DATE	NOV 2015
DRAWN	MF
CHECKED	SH
JOB NO	15-280
DWG NO	TS27
CAD FILE	15-280 L-TS01

**COPYRIGHT**  
This drawing must not be copied in whole or in part without the written consent of JOHN PATRICK Pty Ltd.

**PLEASE NOTE**  
The contractor must verify all dimensions on site before commencing any work or preparing any shop drawings.  
Do not scale off drawings.





JOHN PATRICK PTY LTD  
324 Victoria Street,  
Richmond, VIC 3121  
T +61 3 9429 4855  
F +61 3 9429 8211  
admin@johnpatrick.com.au  
www.johnpatrick.com.au

CLIENT  
**MELBOURNE METRO**  
  
PROJECT  
**MELBOURNE METRO  
RAIL PROJECT**

DRAWING  
**DOMAIN (5)  
CoPP**



SCALE 1:1000 @A4  
DATE NOV 2015  
DRAWN MF  
CHECKED SH  
JOB NO 15-280  
DWG NO TS28  
CAD FILE 15-280 L-TS01

**COPYRIGHT**  
This drawing must not be  
copied in whole or in part  
without the written consent  
of JOHN PATRICK Pty Ltd.  
  
**PLEASE NOTE**  
The contractor must verify all  
dimensions on site before  
commencing any work or  
preparing any shop drawings.  
Do not scale off drawings.

<b>Tree - PH001</b>		<b><i>Ulmus procera</i> , English Elm</b>	
Origin: Exotic	Type: Deciduous Broadleaf	Age: Over mature	
DBH: 75	Height: 11m	Width: 11m	TPZ: 9m
Crown class: Symmetrical	Health: Dormant	Structure: Poor	SULE: 0
COPP ID: 24909	Comments: heavily pruned, extensive decay at lopped points and in main trunk		
<b>Tree - PH002</b>		<b><i>Ulmus procera</i> , English Elm</b>	
Origin: Exotic	Type: Deciduous Broadleaf	Age: Over mature	
DBH: 56	Height: 9m	Width: 8m	TPZ: 6.7m
Crown class: Symmetrical	Health: Dormant	Structure: Poor	SULE: 1-5
COPP ID: 24910	Comments: heavily reduced, decay		
<b>Tree - PH003</b>		<b><i>Ulmus procera</i> , English Elm</b>	
Origin: Exotic	Type: Deciduous Broadleaf	Age: Mature	
DBH: 65	Height: 13m	Width: 15m	TPZ: 7.8m
Crown class: Symmetrical	Health: Dormant	Structure: Poor	SULE: 1-5
COPP ID: 24911	Comments: heavily reduced		
<b>Tree - PH004</b>		<b><i>Ulmus xhollandica</i> 'Hollandica', Dutch Elm</b>	
Origin: Exotic	Type: Deciduous Broadleaf	Age: Mature	
DBH: 22	Height: 10m	Width: 6m	TPZ: 2.6m
Crown class: Asymmetrical	Health: Dormant	Structure: Good	SULE: 60+
COPP ID: 24912	Comments:		
<b>Tree - PH005</b>		<b><i>Ulmus procera</i> , English Elm</b>	
Origin: Exotic	Type: Deciduous Broadleaf	Age: Over mature	
DBH: 72	Height: 114m	Width: 11m	TPZ: 8.6m
Crown class: Symmetrical	Health: Dormant	Structure: Poor	SULE: 1-5
COPP ID: 24913	Comments: heavily reduced, history of failure		
<b>Tree - PH006</b>		<b><i>Ulmus procera</i> , English Elm</b>	
Origin: Exotic	Type: Deciduous Broadleaf	Age: Semi-mature	
DBH: 39	Height: 11m	Width: 8m	TPZ: 4.7m
Crown class: Symmetrical	Health: Dormant	Structure: Fair	SULE: 31-60
COPP ID: 24914	Comments:		
<b>Tree - PH007</b>		<b><i>Ulmus procera</i> , English Elm</b>	
Origin: Exotic	Type: Deciduous Broadleaf	Age: Semi-mature	
DBH: 21	Height: 9m	Width: 4m	TPZ: 2.5m
Crown class: Symmetrical	Health: Dormant	Structure: Good	SULE: 60+
COPP ID: 24915	Comments:		
<b>Tree - PH008</b>		<b><i>Ulmus procera</i> , English Elm</b>	
Origin: Exotic	Type: Deciduous Broadleaf	Age: Mature	
DBH: 39	Height: 10m	Width: 10m	TPZ: 4.7m
Crown class: Symmetrical	Health: Dormant	Structure: Fair	SULE: 21-30
COPP ID: 24916	Comments:		



Tree - PH009		Ulmus procera , English Elm	
Origin: Exotic	Type: Deciduous Broadleaf		Age: Juvenile
DBH: 8	Height: 4m	Width: 2m	TPZ: 2m
Crown class: Symmetrical	Health: Dormant	Structure: Good	SULE: 60+
COPP ID: 44400	Comments:		
Tree - PH010			
Origin:	Type:		Age:
DBH: 80	Height: 8m	Width: 0m	TPZ: 9.6m
Crown class:	Health:	Structure:	SULE:
COPP ID: 24919	Comments: appears to have been removed		
Tree - PH011		Ulmus procera , English Elm	
Origin: Exotic	Type: Deciduous Broadleaf		Age: Juvenile
DBH: 7	Height: 4m	Width: 2m	TPZ: 2m
Crown class: Symmetrical	Health: Dormant	Structure: Good	SULE: 60+
COPP ID: 47209	Comments:		
Tree - PH012		Ulmus procera , English Elm	
Origin: Exotic	Type: Deciduous Broadleaf		Age: Semi-mature
DBH: 40	Height: 9m	Width: 7m	TPZ: 4.8m
Crown class: Symmetrical	Health: Dormant	Structure: Poor	SULE: 1-5
COPP ID: 24918	Comments: heavily reduced, traffic damage		
Tree - PH013		Ulmus procera , English Elm	
Origin: Exotic	Type: Deciduous Broadleaf		Age: Semi-mature
DBH: 49	Height: 9m	Width: 10m	TPZ: 5.9m
Crown class: Symmetrical	Health: Dormant	Structure: Poor	SULE: 6-10
COPP ID: 24921	Comments: heavily reduced		
Tree - PH014		Ulmus procera , English Elm	
Origin: Exotic	Type: Deciduous Broadleaf		Age: Semi-mature
DBH: 43	Height: 11m	Width: 9m	TPZ: 5.2m
Crown class: Symmetrical	Health: Dormant	Structure: Poor	SULE: 1-5
COPP ID: 24925	Comments: heavily reduced,		
Tree - PH015		Ulmus procera , English Elm	
Origin: Exotic	Type: Deciduous Broadleaf		Age: Mature
DBH: 63	Height: 13m	Width: 10m	TPZ: 7.6m
Crown class: Symmetrical	Health: Dormant	Structure: Poor	SULE: 6-10
COPP ID: 24927	Comments:		
Tree - PH016		Ulmus procera , English Elm	
Origin: Exotic	Type: Deciduous Broadleaf		Age: Mature
DBH: 61	Height: 12m	Width: 11m	TPZ: 7.3m
Crown class: Symmetrical	Health: Dormant	Structure: Poor	SULE: 1-5
COPP ID: 24929	Comments: heavily reduced , decay		

<b>Tree - PH017</b>		<b><i>Ulmus procera</i> , English Elm</b>	
Origin: Exotic	Type: Deciduous Broadleaf		Age: Mature
DBH: 67	Height: 14m	Width: 12m	TPZ: 8m
Crown class: Symmetrical	Health: Dormant	Structure: Fair	SULE: 6-10
COPP ID: 24931	Comments:		
<b>Tree - PH018</b>		<b><i>Ulmus procera</i> , English Elm</b>	
Origin: Exotic	Type: Deciduous Broadleaf		Age: Semi-mature
DBH: 14	Height: 7m	Width: 4m	TPZ: 2m
Crown class: Symmetrical	Health: Dormant	Structure: Good	SULE: 60+
COPP ID: 44399	Comments:		
<b>Tree - PH019</b>		<b><i>Ulmus procera</i> , English Elm</b>	
Origin: Exotic	Type: Deciduous Broadleaf		Age: Semi-mature
DBH: 11	Height: 7m	Width: 4m	TPZ: 2m
Crown class: Symmetrical	Health: Dormant	Structure: Good	SULE: 60+
COPP ID: 44398	Comments:		
<b>Tree - PH020</b>		<b><i>Ulmus procera</i> , English Elm</b>	
Origin: Exotic	Type: Deciduous Broadleaf		Age: Semi-mature
DBH: 10	Height: 5m	Width: 4m	TPZ: 2m
Crown class: Symmetrical	Health: Dormant	Structure: Good	SULE: 60+
COPP ID: 44397	Comments:		
<b>Tree - PH021</b>		<b><i>Ulmus minor</i> , Smooth-leaved Elm</b>	
Origin: Exotic	Type: Deciduous Broadleaf		Age: Juvenile
DBH: 25	Height: 10m	Width: 8m	TPZ: 3m
Crown class: Symmetrical	Health: Dormant	Structure: Fair-Poor	SULE: 21-30
COPP ID: 24900	Comments: included unions throughout		
<b>Tree - PH022</b>		<b><i>Platanus xacerifolia</i> , London Plane</b>	
Origin: Exotic	Type: Deciduous Broadleaf		Age: Semi-mature
DBH: 45 Estimate	Height: 14m	Width: 15m	TPZ: 5.4m
Crown class: Symmetrical	Health: Dormant	Structure: Fair	SULE: 11-20
COPP ID: 24920	Comments:		
<b>Tree - PH023</b>		<b><i>Platanus xacerifolia</i> , London Plane</b>	
Origin: Exotic	Type: Deciduous Broadleaf		Age: Mature
DBH: 55 Estimate	Height: 18m	Width: 18m	TPZ: 6.6m
Crown class: Symmetrical	Health: Dormant	Structure: Fair	SULE: 6-10
COPP ID: 24922	Comments:		
<b>Tree - PH024</b>		<b><i>Platanus orientalis</i> , Oriental Plane</b>	
Origin: Exotic	Type: Deciduous Broadleaf		Age: Mature
DBH: 43 Estimate	Height: 13m	Width: 11m	TPZ: 5.2m
Crown class: Symmetrical	Health: Dormant	Structure: Fair-Poor	SULE: 1-5
COPP ID: 24923	Comments: heavily reduced		

<b>Tree - PH025</b>		<b><i>Platanus xacerifolia</i> , London Plane</b>	
Origin: Exotic	Type: Deciduous Broadleaf	Age: Mature	
DBH: 43 Estimate	Height: 13m	Width: 10m	TPZ: 5.2m
Crown class: Symmetrical	Health: Dormant	Structure: Fair-Poor	SULE: 1-5
COPP ID: 24924	Comments: heavily pruned		
<b>Tree - PH026</b>		<b><i>Platanus xacerifolia</i> , London Plane</b>	
Origin: Exotic	Type: Deciduous Broadleaf	Age: Mature	
DBH: 46 Estimate	Height: 17m	Width: 16m	TPZ: 5.5m
Crown class: Symmetrical	Health: Dormant	Structure: Fair-Poor	SULE: 1-5
COPP ID: 24926	Comments: heavily reduced		
<b>Tree - PH027</b>		<b><i>Platanus xacerifolia</i> , London Plane</b>	
Origin: Exotic	Type: Deciduous Broadleaf	Age: Mature	
DBH: 38 Estimate	Height: 12m	Width: 10m	TPZ: 4.6m
Crown class: Symmetrical	Health: Dormant	Structure: Fair-Poor	SULE: 1-5
COPP ID: 24928	Comments: heavily reduced		
<b>Tree - PH028</b>		<b><i>Platanus xacerifolia</i> , London Plane</b>	
Origin: Exotic	Type: Deciduous Broadleaf	Age: Mature	
DBH: 43 Estimate	Height: 15m	Width: 15m	TPZ: 5.2m
Crown class: Symmetrical	Health: Dormant	Structure: Fair	SULE: 6-10
COPP ID: 24930	Comments:		
<b>Tree - PH029</b>		<b><i>Platanus xacerifolia</i> , London Plane</b>	
Origin: Exotic	Type: Deciduous Broadleaf	Age: Mature	
DBH:	Height: m	Width: m	TPZ: 0m
Crown class: Asymmetrical	Health: Dormant	Structure: Fair-Poor	SULE: 1-5
COPP ID: 37797	Comments: tree appears to have been removed		
<b>Tree - PH030</b>		<b><i>Platanus xacerifolia</i> , London Plane</b>	
Origin: Exotic	Type: Deciduous Broadleaf	Age: Mature	
DBH: 43 Estimate	Height: 15m	Width: 17m	TPZ: 5.2m
Crown class: Symmetrical	Health: Dormant	Structure: Fair	SULE: 11-20
COPP ID: 24932	Comments:		
<b>Tree - PH031</b>		<b><i>Platanus xacerifolia</i> , London Plane</b>	
Origin: Exotic	Type: Deciduous Broadleaf	Age: Mature	
DBH: 44 Estimate	Height: 15m	Width: 15m	TPZ: 5.3m
Crown class: Symmetrical	Health: Dormant	Structure: Fair	SULE: 11-20
COPP ID: 24935	Comments:		
<b>Tree - PH032</b>		<b><i>Platanus xacerifolia</i> , London Plane</b>	
Origin: Exotic	Type: Deciduous Broadleaf	Age: Mature	
DBH: 48 Estimate	Height: 16m	Width: 15m	TPZ: 5.8m
Crown class: Symmetrical	Health: Dormant	Structure: Fair	SULE: 11-20
COPP ID: 24937	Comments:		

<b>Tree - PH033</b>		<b><i>Brachychiton populneus</i> , Kurrajong</b>	
Origin: Victoria	Type: Semi-deciduous Broadleaf		Age: Semi-mature
DBH: 25	Height: 6m	Width: 3m	TPZ: 3m
Crown class: Symmetrical	Health: Poor	Structure: Poor	SULE: 1-5
COPP ID: 24906	Comments: lopped, girdled roots, small leaf size		
<b>Tree - PH034</b>		<b><i>Ulmus procera</i> , English Elm</b>	
Origin: Exotic	Type: Deciduous Broadleaf		Age: Semi-mature
DBH: 24	Height: 9m	Width: 8m	TPZ: 2.9m
Crown class: Symmetrical	Health: Dormant	Structure: Good	SULE: 31-60
COPP ID: 24907	Comments:		
<b>Tree - PH035</b>		<b><i>Ulmus parvifolia</i> , Chinese Elm</b>	
Origin: Exotic	Type: Semi-deciduous Broadleaf		Age: Semi-mature
DBH: 20	Height: 8m	Width: 8m	TPZ: 2.4m
Crown class: Symmetrical	Health: Dormant	Structure: Fair	SULE: 21-30
COPP ID: 24908	Comments:		
<b>Tree - PH036</b>		<b><i>Ulmus procera</i> , English Elm</b>	
Origin: Exotic	Type: Deciduous Broadleaf		Age: Semi-mature
DBH: 41	Height: 9m	Width: 9m	TPZ: 4.9m
Crown class: Symmetrical	Health: Dormant	Structure: Fair	SULE: 11-20
COPP ID: 22836	Comments:		
<b>Tree - PH037</b>		<b><i>Ulmus procera</i> , English Elm</b>	
Origin: Exotic	Type: Deciduous Broadleaf		Age: Semi-mature
DBH: 5	Height: 3m	Width: 2m	TPZ: 2m
Crown class: Symmetrical	Health: Dormant	Structure: Fair	SULE: 21-30
COPP ID: 42488	Comments:		
<b>Tree - PH038</b>		<b><i>Ulmus procera</i> , English Elm</b>	
Origin: Exotic	Type: Deciduous Broadleaf		Age: Mature
DBH: 44	Height: 9m	Width: 11m	TPZ: 5.3m
Crown class: Symmetrical	Health: Dormant	Structure: Fair-Poor	SULE: 6-10
COPP ID: 22839	Comments: heavily reduced		
<b>Tree - PH039</b>		<b><i>Ulmus procera</i> , English Elm</b>	
Origin: Exotic	Type: Deciduous Broadleaf		Age: Mature
DBH: 41	Height: 9m	Width: 12m	TPZ: 4.9m
Crown class: Symmetrical	Health: Dormant	Structure: Fair	SULE: 21-30
COPP ID: 22845	Comments:		
<b>Tree - PH040</b>		<b><i>Ulmus procera</i> , English Elm</b>	
Origin: Exotic	Type: Deciduous Broadleaf		Age: Semi-mature
DBH: 28,25 Multi-stemmed	Height: 11m	Width: 9m	TPZ: 4.5m
Crown class: Symmetrical	Health: Dormant	Structure: Poor	SULE: 11-20
COPP ID: 22843	Comments: included union at 1m		

<b>Tree - PH041</b>		<b><i>Ulmus procera</i> , English Elm</b>	
Origin: Exotic	Type: Deciduous Broadleaf	Age: Mature	
DBH: 44	Height: 15m	Width: 12m	TPZ: 5.3m
Crown class: Symmetrical	Health: Dormant	Structure: Fair	SULE: 11-20
COPP ID: 22844	Comments:		
<b>Tree - PH042</b>		<b><i>Ulmus procera</i> , English Elm</b>	
Origin: Exotic	Type: Deciduous Broadleaf	Age: Mature	
DBH: 46	Height: 15m	Width: 11m	TPZ: 5.5m
Crown class: Symmetrical	Health: Dormant	Structure: Fair	SULE: 11-20
COPP ID: 22842	Comments:		
<b>Tree - PH043</b>		<b><i>Ulmus procera</i> , English Elm</b>	
Origin: Exotic	Type: Deciduous Broadleaf	Age: Mature	
DBH: 52	Height: 14m	Width: 10m	TPZ: 6.2m
Crown class: Symmetrical	Health: Dormant	Structure: Fair-Poor	SULE: 6-10
COPP ID: 22841	Comments: decay in lower stem		
<b>Tree - PH044</b>		<b><i>Ulmus procera</i> , English Elm</b>	
Origin: Exotic	Type: Deciduous Broadleaf	Age: Semi-mature	
DBH: 23	Height: 7m	Width: 7m	TPZ: 2.8m
Crown class: Symmetrical	Health: Dormant	Structure: Fair	SULE: 21-30
COPP ID: 22840	Comments:		
<b>Tree - PH045</b>		<b>,</b>	
Origin:	Type:	Age:	
DBH: 0	Height: m	Width: 0m	TPZ: 0m
Crown class:	Health:	Structure:	SULE:
COPP ID: 55418	Comments: missing		
<b>Tree - PH046</b>		<b><i>Ulmus procera</i> , English Elm</b>	
Origin: Exotic	Type: Deciduous Broadleaf	Age: Semi-mature	
DBH: 26	Height: 12m	Width: 8m	TPZ: 3.1m
Crown class: Symmetrical	Health: Dormant	Structure: Good	SULE: 31-60
COPP ID: 22837	Comments:		
<b>Tree - PH047</b>		<b><i>Ulmus procera</i> , English Elm</b>	
Origin: Exotic	Type: Deciduous Broadleaf	Age: Juvenile	
DBH: 3	Height: 3m	Width: 2m	TPZ: 2m
Crown class: Symmetrical	Health: Dormant	Structure: Good	SULE: 60+
COPP ID: 22835	Comments: recent planting, COPP ID may be referencing previous tree?		
<b>Tree - PH048</b>		<b><i>Ulmus procera</i> , English Elm</b>	
Origin: Exotic	Type: Deciduous Broadleaf	Age: Mature	
DBH: 69	Height: 13m	Width: 14m	TPZ: 8.3m
Crown class: Symmetrical	Health: Dormant	Structure: Fair	SULE: 11-20
COPP ID: 22834	Comments:		



<b>Tree - PH049</b>		<b><i>Ulmus procera</i> , English Elm</b>	
Origin: Exotic	Type: Deciduous Broadleaf	Age: Juvenile	
DBH: 3	Height: 2m	Width: 1m	TPZ: 2m
Crown class: Symmetrical	Health: Dormant	Structure: Good	SULE: 60+
COPP ID: 53353	Comments:		
<b>Tree - PH050</b>		<b><i>Ulmus procera</i> , English Elm</b>	
Origin: Exotic	Type: Deciduous Broadleaf	Age: Semi-mature	
DBH: 24	Height: 10m	Width: 9m	TPZ: 2.9m
Crown class: Symmetrical	Health: Dormant	Structure: Fair	SULE: 21-30
COPP ID: 37601	Comments: large basal wound		
<b>Tree - PH051</b>		<b><i>Ulmus procera</i> , English Elm</b>	
Origin: Exotic	Type: Deciduous Broadleaf	Age: Mature	
DBH: 45	Height: 10m	Width: 9m	TPZ: 5.4m
Crown class: Symmetrical	Health: Dormant	Structure: Fair	SULE: 21-30
COPP ID: 22833	Comments:		
<b>Tree - PH052</b>		<b><i>Ulmus procera</i> , English Elm</b>	
Origin: Exotic	Type: Deciduous Broadleaf	Age: Mature	
DBH: 52	Height: 11m	Width: 11m	TPZ: 6.2m
Crown class: Symmetrical	Health: Dormant	Structure: Fair	SULE: 11-20
COPP ID: 22832	Comments:		
<b>Tree - PH053</b>		<b><i>Ulmus procera</i> , English Elm</b>	
Origin: Exotic	Type: Deciduous Broadleaf	Age: Mature	
DBH: 67	Height: 13m	Width: 13m	TPZ: 8m
Crown class: Symmetrical	Health: Dormant	Structure: Fair-Poor	SULE: 11-20
COPP ID: 22831	Comments: decay in first order branch		
<b>Tree - PH054</b>		<b><i>Ulmus procera</i> , English Elm</b>	
Origin: Exotic	Type: Deciduous Broadleaf	Age: Mature	
DBH: 79	Height: 16m	Width: 11m	TPZ: 9.5m
Crown class: Symmetrical	Health: Dormant	Structure: Fair	SULE: 11-20
COPP ID: 22830	Comments:		
<b>Tree - PH055</b>			
Origin:	Type:	Age:	
DBH:	Height: 11m	Width: 0m	TPZ: 0m
Crown class:	Health:	Structure:	SULE:
COPP ID: 22829	Comments: missing		
<b>Tree - PH056</b>		<b><i>Phoenix canariensis</i> , Canary Island Date Palm</b>	
Origin: Exotic	Type: Palm	Age: Semi-mature	
DBH: 70	Height: 7m	Width: 6m	TPZ: 4.0m
Crown class: Symmetrical	Health: Fair	Structure: Fair	SULE: 31-60
COPP ID:	Comments:		

<b>Tree - PH057</b>		<b><i>Ulmus procera</i> , English Elm</b>	
Origin: Exotic	Type: Deciduous Broadleaf	Age: Semi-mature	
DBH: 15	Height: 7m	Width: 5m	TPZ: 2m
Crown class: Symmetrical	Health: Dormant	Structure: Good	SULE: 31-60
COPP ID: 22803	Comments:		
<b>Tree - PH058</b>		<b><i>Ulmus procera</i> , English Elm</b>	
Origin: Exotic	Type: Deciduous Broadleaf	Age: Semi-mature	
DBH: 37	Height: 13m	Width: 10m	TPZ: 4.4m
Crown class: Symmetrical	Health: Dormant	Structure: Fair	SULE: 21-30
COPP ID: 23479	Comments:		
<b>Tree - PH059</b>		<b><i>Ulmus procera</i> , English Elm</b>	
Origin: Exotic	Type: Deciduous Broadleaf	Age: Semi-mature	
DBH: 70	Height: 16m	Width: 16m	TPZ: 8.4m
Crown class: Symmetrical	Health: Dormant	Structure: Fair	SULE: 11-20
COPP ID: 23478	Comments:		
<b>Tree - PH060</b>		<b><i>Ulmus procera</i> , English Elm</b>	
Origin: Exotic	Type: Deciduous Broadleaf	Age: Mature	
DBH: 71 Measured	Height: 17m	Width: 17m	TPZ: 8.5m
Crown class: Symmetrical	Health: Dormant	Structure: Fair	SULE: 11-20
COPP ID: 23475	Comments:		
<b>Tree - PH061</b>		<b><i>Ulmus procera</i> , English Elm</b>	
Origin: Exotic	Type: Deciduous Broadleaf	Age: Mature	
DBH: 81	Height: 20m	Width: 18m	TPZ: 9.7m
Crown class: Symmetrical	Health: Dormant	Structure: Fair	SULE: 11-20
COPP ID: 23477	Comments:		
<b>Tree - PH062</b>		<b><i>Ulmus procera</i> , English Elm</b>	
Origin: Exotic	Type: Deciduous Broadleaf	Age: Mature	
DBH: 96	Height: 22m	Width: 20m	TPZ: 11.5m
Crown class: Symmetrical	Health: Dormant	Structure: Fair	SULE: 11-20
COPP ID: 23476	Comments:		
<b>Tree - PH063</b>		<b><i>Ulmus procera</i> , English Elm</b>	
Origin: Exotic	Type: Deciduous Broadleaf	Age: Mature	
DBH: 95	Height: 22m	Width: 17m	TPZ: 11.4m
Crown class: Symmetrical	Health: Dormant	Structure: Fair	SULE: 11-20
COPP ID: 23474	Comments:		
<b>Tree - PH064</b>		<b><i>Ulmus procera</i> , English Elm</b>	
Origin: Exotic	Type: Deciduous Broadleaf	Age: Mature	
DBH: 90	Height: 18m	Width: 16m	TPZ: 10.8m
Crown class: Symmetrical	Health: Fair	Structure: Fair	SULE: 11-20
COPP ID: 23473	Comments:		

<b>Tree - PH065</b>		<b><i>Ulmus procera</i> , English Elm</b>	
Origin: Exotic	Type: Deciduous Broadleaf	Age: Mature	
DBH: 80	Height: 16m	Width: 15m	TPZ: 9.6m
Crown class: Symmetrical	Health: Dormant	Structure: Fair	SULE: 11-20
COPP ID: 23472	Comments:		
<b>Tree - PH066</b>		<b><i>Ulmus procera</i> , English Elm</b>	
Origin: Exotic	Type: Deciduous Broadleaf	Age: Mature	
DBH: 80	Height: 16m	Width: 16m	TPZ: 9.6m
Crown class: Symmetrical	Health: Fair	Structure: Fair	SULE: 11-20
COPP ID: 23471	Comments:		
<b>Tree - PH067</b>		<b><i>Ulmus procera</i> , English Elm</b>	
Origin: Exotic	Type: Deciduous Broadleaf	Age: Mature	
DBH: 70	Height: 14m	Width: 12m	TPZ: 8.4m
Crown class: Symmetrical	Health: Fair	Structure: Fair	SULE: 11-20
COPP ID: 23470	Comments:		
<b>Tree - PH068</b>		<b><i>Ulmus procera</i> , English Elm</b>	
Origin: Exotic	Type: Deciduous Broadleaf	Age: Mature	
DBH: 74	Height: 15m	Width: 15m	TPZ: 8.9m
Crown class: Symmetrical	Health: Dormant	Structure: Fair	SULE: 11-20
COPP ID: 23469	Comments:		
<b>Tree - PH069</b>		<b><i>Ulmus parvifolia</i> , Chinese Elm</b>	
Origin: Exotic	Type: Semi-deciduous Broadleaf	Age: Mature	
DBH: 40	Height: 10m	Width: 10m	TPZ: 4.8m
Crown class: Symmetrical	Health: Dormant	Structure: Fair	SULE: 21-30
COPP ID: 23481	Comments:		
<b>Tree - PH070</b>		<b><i>Ulmus procera</i> , English Elm</b>	
Origin: Exotic	Type: Deciduous Broadleaf	Age: Mature	
DBH: 86	Height: 18m	Width: 16m	TPZ: 10.3m
Crown class: Symmetrical	Health: Dormant	Structure: Fair	SULE: 11-20
COPP ID: 23482	Comments:		
<b>Tree - PH071</b>		<b><i>Pittosporum undulatum</i> , Sweet Pittosporum</b>	
Origin: Native weed	Type: Evergreen Broadleaf	Age: Mature	
DBH: 44	Height: 8m	Width: 4m	TPZ: 5.3m
Crown class: Symmetrical	Health: Good	Structure: Fair	SULE: 11-20
COPP ID: 23488	Comments:		
<b>Tree - PH072</b>		<b><i>Ulmus procera</i> , English Elm</b>	
Origin: Exotic	Type: Deciduous Broadleaf	Age: Semi-mature	
DBH: 16	Height: 7m	Width: 6m	TPZ: 2m
Crown class: Symmetrical	Health: Fair-Poor	Structure: Good	SULE: 60+
COPP ID: 22804	Comments:		

<b>Tree - PH073</b>		<b><i>Ulmus procera</i> , English Elm</b>	
Origin: Exotic	Type: Deciduous Broadleaf	Age: Semi-mature	
DBH: 14	Height: 6m	Width: 6m	TPZ: 2m
Crown class: Symmetrical	Health: Fair-Poor	Structure: Good	SULE: 31-60
COPP ID: 23489	Comments:		
<b>Tree - PH074</b>		<b><i>Ulmus procera</i> , English Elm</b>	
Origin: Exotic	Type: Deciduous Broadleaf	Age: Mature	
DBH: 82	Height: 20m	Width: 21m	TPZ: 9.8m
Crown class: Symmetrical	Health: Dormant	Structure: Fair	SULE: 1-5
COPP ID: 23491	Comments: die back upper crown		
<b>Tree - PH075</b>		<b><i>Ulmus procera</i> , English Elm</b>	
Origin: Exotic	Type: Deciduous Broadleaf	Age: Juvenile	
DBH: 5	Height: 3m	Width: 1m	TPZ: 2m
Crown class: Symmetrical	Health: Dormant	Structure: Good	SULE: 60+
COPP ID: 23494	Comments: comm no may be for previous tree		
<b>Tree - PH076</b>		<b><i>Ulmus procera</i> , English Elm</b>	
Origin: Exotic	Type: Deciduous Broadleaf	Age: Over mature	
DBH: 109	Height: 14m	Width: 16m	TPZ: 13.1m
Crown class: Symmetrical	Health: Fair-Poor	Structure: Poor	SULE: 1-5
COPP ID: 23495	Comments: heavily reduced		
<b>Tree - PH077</b>		<b><i>Ulmus procera</i> , English Elm</b>	
Origin: Exotic	Type: Deciduous Broadleaf	Age:	
DBH:	Height: m	Width: m	TPZ: 0m
Crown class:	Health:	Structure: Good	SULE:
COPP ID: 23496	Comments: removed and replaced by 44396?		
<b>Tree - PH078</b>		<b><i>Ulmus procera</i> , English Elm</b>	
Origin: Exotic	Type: Deciduous Broadleaf	Age: Juvenile	
DBH: 6	Height: 5m	Width: 3m	TPZ: 2.0m
Crown class: Symmetrical	Health: Dormant	Structure: Good	SULE: 31-60
COPP ID: 44396	Comments:		
<b>Tree - PH079</b>		<b><i>Ulmus procera</i> , English Elm</b>	
Origin: Exotic	Type: Deciduous Broadleaf	Age: Over mature	
DBH: 94	Height: 18m	Width: 18m	TPZ: 11.3m
Crown class: Symmetrical	Health: Dormant	Structure: Fair-Poor	SULE: 1-5
COPP ID: 23492	Comments: extensive die back of outer crown		
<b>Tree - PH080</b>		<b><i>Ulmus procera</i> , English Elm</b>	
Origin: Exotic	Type: Deciduous Broadleaf	Age: Over mature	
DBH: 99	Height: 18m	Width: 15m	TPZ: 11.9m
Crown class: Symmetrical	Health: Dormant	Structure: Fair	SULE: 6-10
COPP ID: 23490	Comments: die back in outer crown		

<b>Tree - PH081</b>		<b><i>Ulmus procera</i> , English Elm</b>	
Origin: Exotic	Type: Deciduous Broadleaf	Age: Over mature	
DBH: 81	Height: 15m	Width: 15m	TPZ: 9.7m
Crown class: Symmetrical	Health: Dormant	Structure: Fair	SULE: 6-10
COPP ID: 23487	Comments:		
<b>Tree - PH082</b>		<b><i>Ulmus procera</i> , English Elm</b>	
Origin: Exotic	Type: Deciduous Broadleaf	Age: Mature	
DBH: 49	Height: 14m	Width: 12m	TPZ: 5.9m
Crown class: Symmetrical	Health: Dormant	Structure: Fair-Good	SULE: 21-30
COPP ID: 23484	Comments:		
<b>Tree - PH083</b>		<b>,</b>	
Origin:	Type:	Age:	
DBH: 60	Height: 10m	Width: 0m	TPZ: 7.2m
Crown class:	Health:	Structure:	SULE:
COPP ID: 23480	Comments: removed		
<b>Tree - PH084</b>		<b>,</b>	
Origin:	Type:	Age:	
DBH: 0	Height: 0m	Width: 0m	TPZ: 0m
Crown class:	Health:	Structure:	SULE:
COPP ID: 52791	Comments: removed		
<b>Tree - PH085</b>		<b>,</b>	
Origin:	Type:	Age:	
DBH: 25	Height: 5m	Width: 0m	TPZ: 3m
Crown class:	Health:	Structure:	SULE:
COPP ID: 23485	Comments: removed?		
<b>Tree - PH086</b>		<b><i>Quercus palustris</i> , Pin Oak</b>	
Origin: Exotic	Type: Deciduous Broadleaf	Age: Mature	
DBH: 45 Measured low	Height: 9m	Width: 10m	TPZ: 5.4m
Crown class: Symmetrical	Health: Dormant	Structure: Good	SULE: 31-60
COPP ID: 23493	Comments:		
<b>Tree - PH087</b>		<b><i>Quercus robur</i> , English Oak</b>	
Origin: Exotic	Type: Deciduous Broadleaf	Age: Mature	
DBH: 66	Height: 14m	Width: 18m	TPZ: 7.9m
Crown class: Symmetrical	Health: Dormant	Structure: Fair-Good	SULE: 31-60
COPP ID: 23486	Comments:		
<b>Tree - PH088</b>		<b><i>Ulmus parvifolia</i> , Chinese Elm</b>	
Origin: Exotic	Type: Semi-deciduous Broadleaf	Age: Semi-mature	
DBH: 24	Height: 8m	Width: 12m	TPZ: 2.9m
Crown class: Symmetrical	Health: Dormant	Structure: Good	SULE: 31-60
COPP ID: 23483	Comments:		



<b>Tree - PH089</b>		<b><i>Ulmus procera</i> , English Elm</b>	
Origin: Exotic	Type: Deciduous Broadleaf		Age: Semi-mature
DBH: 14	Height: 5m	Width: 3m	TPZ: 2m
Crown class: Symmetrical	Health: Dormant	Structure: Fair-Good	SULE: 31-60
COPP ID: 37602	Comments:		
<b>Tree - PH090</b>		<b><i>Ulmus procera</i> , English Elm</b>	
Origin: Exotic	Type: Deciduous Broadleaf		Age: Semi-mature
DBH: 23	Height: 6m	Width: 6m	TPZ: 2.8m
Crown class: Symmetrical	Health: Dormant	Structure: Fair-Good	SULE: 31-60
COPP ID: 22802	Comments:		
<b>Tree - PH091</b>		<b><i>Ulmus procera</i> , English Elm</b>	
Origin: Exotic	Type: Deciduous Broadleaf		Age: Semi-mature
DBH: 17	Height: 6m	Width: 6m	TPZ: 2m
Crown class: Symmetrical	Health: Dormant	Structure: Fair-Good	SULE: 31-60
COPP ID: 22801	Comments:		
<b>Tree - PH092</b>		<b><i>Ulmus procera</i> , English Elm</b>	
Origin: Exotic	Type: Deciduous Broadleaf		Age: Semi-mature
DBH: 17	Height: 6m	Width: 5m	TPZ: 2m
Crown class: Symmetrical	Health: Dormant	Structure: Fair-Good	SULE: 31-60
COPP ID: 22800	Comments:		
<b>Tree - PH093</b>		<b><i>Ulmus procera</i> , English Elm</b>	
Origin: Exotic	Type: Deciduous Broadleaf		Age: Semi-mature
DBH: 19	Height: 6m	Width: 6m	TPZ: 2.3m
Crown class: Symmetrical	Health: Dormant	Structure: Fair-Good	SULE: 21-30
COPP ID: 22799	Comments:		
<b>Tree - PH094</b>		<b><i>Ulmus procera</i> , English Elm</b>	
Origin: Exotic	Type: Deciduous Broadleaf		Age: Semi-mature
DBH: 18	Height: 7m	Width: 6m	TPZ: 2.2m
Crown class: Symmetrical	Health: Dormant	Structure: Fair-Good	SULE: 31-60
COPP ID: 22798	Comments:		
<b>Tree - PH095</b>		<b><i>Ulmus procera</i> , English Elm</b>	
Origin: Exotic	Type: Deciduous Broadleaf		Age: Semi-mature
DBH: 20	Height: 8m	Width: 7m	TPZ: 2.4m
Crown class: Symmetrical	Health: Dormant	Structure: Fair-Good	SULE: 31-60
COPP ID: 22796	Comments:		
<b>Tree - PH096</b>		<b><i>Ulmus procera</i> , English Elm</b>	
Origin: Exotic	Type: Deciduous Broadleaf		Age: Semi-mature
DBH: 11	Height: 6m	Width: 4m	TPZ: 2m
Crown class: Symmetrical	Health: Dormant	Structure: Fair-Good	SULE: 31-60
COPP ID: 22797	Comments:		

Tree - PH097		Ulmus procera , English Elm	
Origin: Exotic	Type: Deciduous Broadleaf		Age: Semi-mature
DBH: 21	Height: 8m	Width: 7m	TPZ: 2.5m
Crown class: Symmetrical	Health: Dormant	Structure: Fair	SULE: 21-30
COPP ID: 22795	Comments: major roots exposed		
Tree - PH098			
Origin:	Type:		Age:
DBH: 10	Height: 6m	Width: 0m	TPZ: 2m
Crown class:	Health:	Structure:	SULE:
COPP ID: 22794	Comments: removed		
Tree - PH099		Phoenix canariensis , Canary Island Date Palm	
Origin: Exotic	Type: Evergreen Palm		Age: Mature
DBH: 64	Height: 15m	Width: 6m	TPZ: 4.0m
Crown class: Symmetrical	Health: Good	Structure: Fair	SULE: 21-30
COPP ID: 23668	Comments:		
Tree - PH100		Phoenix canariensis , Canary Island Date Palm	
Origin: Exotic	Type: Evergreen Palm		Age: Mature
DBH: 73	Height: 15m	Width: 6m	TPZ: 4.0m
Crown class: Symmetrical	Health: Good	Structure: Good	SULE: 21-30
COPP ID: 23655	Comments:		
Tree - PH101		Ulmus procera , English Elm	
Origin: Exotic	Type: Deciduous Broadleaf		Age: Mature
DBH: 79	Height: 16m	Width: 14m	TPZ: 9.5m
Crown class: Symmetrical	Health: Dormant	Structure: Fair	SULE: 11-20
COPP ID: 22805	Comments:		
Tree - PH102		Ulmus procera , English Elm	
Origin: Exotic	Type: Deciduous Broadleaf		Age: Mature
DBH: 62	Height: 15m	Width: 13m	TPZ: 7.4m
Crown class: Symmetrical	Health: Dormant	Structure: Fair	SULE: 11-20
COPP ID: 22806	Comments:		
Tree - PH103		Ulmus procera , English Elm	
Origin: Exotic	Type: Deciduous Broadleaf		Age: Mature
DBH: 70	Height: 15m	Width: 12m	TPZ: 8.4m
Crown class: Symmetrical	Health: Dormant	Structure: Fair	SULE: 11-20
COPP ID: 22807	Comments:		
Tree - PH104		Ulmus procera , English Elm	
Origin: Exotic	Type: Deciduous Broadleaf		Age: Mature
DBH: 54	Height: 14m	Width: 14m	TPZ: 6.5m
Crown class: Symmetrical	Health: Dormant	Structure: Fair	SULE: 11-20
COPP ID: 22808	Comments:		

<b>Tree - PH105</b>		<b><i>Ulmus procera</i> , English Elm</b>	
Origin: Exotic	Type: Deciduous Broadleaf	Age: Mature	
DBH: 69	Height: 14m	Width: 14m	TPZ: 8.3m
Crown class: Symmetrical	Health: Dormant	Structure: Poor	SULE: 6-10
COPP ID: 22809	Comments: heavily reduced		
<b>Tree - PH106</b>		<b><i>Ulmus procera</i> , English Elm</b>	
Origin: Exotic	Type: Deciduous Broadleaf	Age: Mature	
DBH: 69	Height: 14m	Width: 14m	TPZ: 8.3m
Crown class: Symmetrical	Health: Dormant	Structure: Fair-Poor	SULE: 6-10
COPP ID: 22810	Comments: heavily reduced		
<b>Tree - PH107</b>		<b><i>Ulmus procera</i> , English Elm</b>	
Origin: Exotic	Type: Deciduous Broadleaf	Age: Juvenile	
DBH: 3	Height: 2m	Width: 1m	TPZ: 2m
Crown class: Symmetrical	Health: Dormant	Structure: Fair	SULE: 31-60
COPP ID: 45722	Comments:		
<b>Tree - PH108</b>			
Origin:	Type:	Age:	
DBH:	Height: m	Width: 0m	TPZ: 0m
Crown class:	Health:	Structure:	SULE:
COPP ID: 22812	Comments: replaced by 45721?		
<b>Tree - PH109</b>		<b><i>Ulmus procera</i> , English Elm</b>	
Origin: Exotic	Type: Deciduous Broadleaf	Age: Juvenile	
DBH: 3	Height: 2m	Width: 1m	TPZ: 2m
Crown class: Symmetrical	Health: Dormant	Structure: Fair	SULE: 31-60
COPP ID: 45721	Comments:		
<b>Tree - PH110</b>		<b><i>Ulmus procera</i> , English Elm</b>	
Origin: Exotic	Type: Deciduous Broadleaf	Age: Mature	
DBH: 53	Height: 13m	Width: 7m	TPZ: 6.4m
Crown class: Symmetrical	Health: Dormant	Structure: Fair-Poor	SULE: 6-10
COPP ID: 37603	Comments: heavily reduced		
<b>Tree - PH111</b>		<b><i>Ulmus procera</i> , English Elm</b>	
Origin: Exotic	Type: Deciduous Broadleaf	Age: Mature	
DBH: 51	Height: 12m	Width: 10m	TPZ: 6.1m
Crown class: Symmetrical	Health: Dormant	Structure: Fair	SULE: 11-20
COPP ID: 22813	Comments:		
<b>Tree - PH112</b>		<b><i>Ulmus procera</i> , English Elm</b>	
Origin: Exotic	Type: Deciduous Broadleaf	Age: Mature	
DBH: 57	Height: 14m	Width: 10m	TPZ: 6.8m
Crown class: Symmetrical	Health: Dormant	Structure: Fair-Poor	SULE: 11-20
COPP ID: 22815	Comments:		

Tree - PH113		Ulmus procera , English Elm	
Origin: Exotic	Type: Deciduous Broadleaf		Age:
DBH:	Height: m	Width: 0m	TPZ: 0m
Crown class:	Health:	Structure:	SULE:
COPP ID: 22814	Comments: missing?		
Tree - PH114			
Origin:	Type:		Age:
DBH: 130	Height: 10m	Width: 0m	TPZ: 15m
Crown class:	Health:	Structure:	SULE:
COPP ID: 22816	Comments: missing?		
Tree - PH115		Ulmus procera , English Elm	
Origin: Exotic	Type: Deciduous Broadleaf		Age: Mature
DBH: 50	Height: 10m	Width: 8m	TPZ: 6m
Crown class: Symmetrical	Health: Dormant	Structure: Fair	SULE: 11-20
COPP ID: 22817	Comments:		
Tree - PH116		Ulmus procera , English Elm	
Origin: Exotic	Type: Deciduous Broadleaf		Age: Mature
DBH: 64	Height: 12m	Width: 12m	TPZ: 7.7m
Crown class: Symmetrical	Health: Dormant	Structure: Fair	SULE: 11-20
COPP ID: 22818	Comments:		
Tree - PH117		Ulmus glabra 'Lutescens', Golden Wych Elm Species uncertain	
Origin: Exotic	Type: Deciduous Broadleaf		Age: Semi-mature
DBH: 14	Height: 6m	Width: 4m	TPZ: 2m
Crown class: Symmetrical	Health: Dormant	Structure: Fair	SULE: 31-60
COPP ID: 22819	Comments:		
Tree - PH118			
Origin:	Type:		Age:
DBH:	Height: m	Width: 0m	TPZ: 0m
Crown class:	Health:	Structure:	SULE:
COPP ID: 22820	Comments: missing		
Tree - PH119		Ulmus procera , English Elm	
Origin: Exotic	Type: Deciduous Broadleaf		Age: Senescent
DBH: 59	Height: 8m	Width: 8m	TPZ: 7.1m
Crown class: Symmetrical	Health: Poor	Structure: Poor	SULE: 1-5
COPP ID: 22821	Comments: heavily reduced and die back		
Tree - PH120		Ulmus procera , English Elm	
Origin: Exotic	Type: Deciduous Broadleaf		Age: Mature
DBH: 70	Height: 15m	Width: 13m	TPZ: 8.4m
Crown class: Symmetrical	Health: Dormant	Structure: Fair	SULE: 11-20
COPP ID: 22822	Comments:		

<b>Tree - PH121</b>		<b><i>Ulmus procera</i> , English Elm</b>	
Origin: Exotic	Type: Deciduous Broadleaf		Age: Mature
DBH: 57	Height: 15m	Width: 15m	TPZ: 6.8m
Crown class: Symmetrical	Health: Dormant	Structure: Fair	SULE: 11-20
COPP ID: 22823	Comments:		
<b>Tree - PH122</b>		<b><i>Pyrus ussuriensis</i> , Manchurian Flowering Pear</b>	
Origin: Exotic	Type: Deciduous Broadleaf		Age: Mature
DBH: 36	Height: 9m	Width: 9m	TPZ: 4.3m
Crown class: Symmetrical	Health: Dormant	Structure: Fair	SULE: 11-20
COPP ID: 22824	Comments:		
<b>Tree - PH123</b>		<b><i>Ulmus sp.</i> , Elm</b>	
Origin: Exotic	Type: Deciduous Broadleaf		Age: Semi-mature
DBH: 27	Height: 8m	Width: 7m	TPZ: 3.2m
Crown class: Symmetrical	Health: Dormant	Structure: Good	SULE: 21-30
COPP ID: 22825	Comments:		
<b>Tree - PH124</b>		<b><i>Ulmus sp.</i> , Elm</b>	
Origin: Exotic	Type: Deciduous Broadleaf		Age: Semi-mature
DBH: 23	Height: 8m	Width: 7m	TPZ: 2.8m
Crown class: Symmetrical	Health: Dormant	Structure: Good	SULE: 31-60
COPP ID: 22826	Comments:		
<b>Tree - PH125</b>		<b><i>Ulmus sp.</i> , Elm</b>	
Origin: Exotic	Type: Deciduous Broadleaf		Age: Semi-mature
DBH: 26	Height: 10m	Width: 7m	TPZ: 3.1m
Crown class: Symmetrical	Health: Dormant	Structure: Fair	SULE: 31-60
COPP ID: 22827	Comments:		
<b>Tree - PH126</b>		<b><i>Ulmus sp.</i> , Elm Species uncertain</b>	
Origin: Exotic	Type: Deciduous Broadleaf		Age: Semi-mature
DBH: 8	Height: 5m	Width: 2m	TPZ: 2m
Crown class: Symmetrical	Health: Dormant	Structure: Fair	SULE: 21-30
COPP ID: 22828	Comments:		
<b>Tree - PH127</b>		<b>,</b>	
Origin:	Type:		Age:
DBH: 50	Height: 7m	Width: 0m	TPZ:
Crown class:	Health:	Structure:	SULE:
COPP ID: 22847	Comments: missing		
<b>Tree - PH128</b>		<b><i>Ulmus procera</i> , English Elm</b>	
Origin: Exotic	Type: Deciduous Broadleaf		Age: Semi-mature
DBH: 22	Height: 9m	Width: 8m	TPZ: 2.6m
Crown class: Symmetrical	Health: Dormant	Structure: Fair	SULE: 21-30
COPP ID: 23690	Comments:		



<b>Tree - PH129</b>		<b><i>Ulmus procera</i> , English Elm</b>	
Origin: Exotic	Type: Deciduous Broadleaf	Age: Mature	
DBH: 52	Height: 13m	Width: 11m	TPZ: 6.2m
Crown class: Symmetrical	Health: Dormant	Structure: Fair	SULE: 11-20
COPP ID: 23692	Comments:		
<b>Tree - PH130</b>		<b><i>Ulmus procera</i> , English Elm</b>	
Origin: Exotic	Type: Deciduous Broadleaf	Age: Juvenile	
DBH: 5	Height: 3m	Width: 1m	TPZ: 2m
Crown class: Symmetrical	Health: Dormant	Structure: Good	SULE: 31-60
COPP ID: 44394	Comments:		
<b>Tree - PH131</b>		<b><i>Ulmus procera</i> , English Elm</b>	
Origin: Exotic	Type: Deciduous Broadleaf	Age: Juvenile	
DBH: 5	Height: 3m	Width: 2m	TPZ: 2m
Crown class: Symmetrical	Health: Dormant	Structure: Good	SULE: 31-60
COPP ID: 44393	Comments:		
<b>Tree - PH132</b>		<b><i>Ulmus procera</i> , English Elm</b>	
Origin: Exotic	Type: Deciduous Broadleaf	Age: Mature	
DBH: 70	Height: 16m	Width: 16m	TPZ: 8.4m
Crown class: Symmetrical	Health: Dormant	Structure: Fair	SULE: 11-20
COPP ID: 23694	Comments:		
<b>Tree - PH133</b>		<b><i>Ulmus procera</i> , English Elm</b>	
Origin: Exotic	Type: Deciduous Broadleaf	Age: Mature	
DBH: 54	Height: 11m	Width: 10m	TPZ: 6.5m
Crown class: Symmetrical	Health: Dormant	Structure: Fair	SULE: 11-20
COPP ID: 23696	Comments:		
<b>Tree - PH134</b>		<b><i>Ulmus procera</i> , English Elm</b>	
Origin: Exotic	Type: Deciduous Broadleaf	Age: Mature	
DBH: 59	Height: 12m	Width: 10m	TPZ: 7.1m
Crown class: Symmetrical	Health: Dormant	Structure:	SULE: 11-20
COPP ID: 23700	Comments:		
<b>Tree - PH135</b>		<b><i>Ulmus sp.</i> , Elm Species uncertain</b>	
Origin: Exotic	Type: Deciduous Broadleaf	Age: Juvenile	
DBH: 2	Height: 2m	Width: 1m	TPZ: 2m
Crown class: Symmetrical	Health: Dormant	Structure: Good	SULE: 31-60
COPP ID: 23698	Comments: possible replacement of 23698?		
<b>Tree - PH136</b>		<b><i>Ulmus procera</i> , English Elm</b>	
Origin: Exotic	Type: Deciduous Broadleaf	Age: Mature	
DBH: 52	Height: 11m	Width: 8m	TPZ: 6.2m
Crown class: Symmetrical	Health: Dormant	Structure: Poor	SULE: 6-10
COPP ID: 23701	Comments: heavily reduced, decay		

<b>Tree - PH137</b>		<b><i>Ulmus procera</i> , English Elm</b>	
Origin: Exotic	Type: Deciduous Broadleaf	Age: Mature	
DBH: 56	Height: 12m	Width: 12m	TPZ: 6.7m
Crown class: Symmetrical	Health: Dormant	Structure: Fair	SULE: 11-20
COPP ID: 23703	Comments:		
<b>Tree - PH138</b>		<b><i>Ulmus procera</i> , English Elm</b>	
Origin: Exotic	Type: Deciduous Broadleaf	Age: Mature	
DBH: 45	Height: 10m	Width: 10m	TPZ: 5.4m
Crown class: Symmetrical	Health: Dormant	Structure: Fair	SULE: 21-30
COPP ID: 23704	Comments:		
<b>Tree - PH139</b>		<b><i>Ulmus procera</i> , English Elm</b>	
Origin: Exotic	Type: Deciduous Broadleaf	Age: Semi-mature	
DBH: 13	Height: 7m	Width: 6m	TPZ: 2m
Crown class: Symmetrical	Health: Dormant	Structure: Fair	SULE: 31-60
COPP ID: 44391	Comments:		
<b>Tree - PH140</b>		<b><i>Ulmus procera</i> , English Elm</b>	
Origin: Exotic	Type: Deciduous Broadleaf	Age:	
DBH:	Height: m	Width: 0m	TPZ: 0m
Crown class:	Health:	Structure:	SULE:
COPP ID: 23669	Comments: replaced by 44391?		
<b>Tree - PH141</b>		<b><i>Ulmus procera</i> , English Elm</b>	
Origin: Exotic	Type: Deciduous Broadleaf	Age: Semi-mature	
DBH: 12	Height: 7m	Width: 6m	TPZ: 2m
Crown class: Symmetrical	Health: Dormant	Structure: Fair	SULE: 31-60
COPP ID: 37796	Comments:		
<b>Tree - PH142</b>		<b><i>Ulmus procera</i> , English Elm</b>	
Origin: Exotic	Type: Deciduous Broadleaf	Age: Mature	
DBH: 63	Height: 16m	Width: 13m	TPZ: 7.6m
Crown class: Symmetrical	Health: Dormant	Structure: Fair	SULE: 21-30
COPP ID: 23670	Comments:		
<b>Tree - PH143</b>		<b><i>Ulmus sp.</i> , Elm Species uncertain</b>	
Origin: Exotic	Type: Deciduous Broadleaf	Age: Mature	
DBH: 58	Height: 14m	Width: 8m	TPZ: 7m
Crown class: Symmetrical	Health: Dormant	Structure: Fair-Poor	SULE: 6-10
COPP ID: 23672	Comments: significant decay in lower trunk and leaning		
<b>Tree - PH144</b>		<b>,</b>	
Origin:	Type:	Age:	
DBH: 100	Height: 10m	Width: 0m	TPZ: 12m
Crown class:	Health:	Structure:	SULE:
COPP ID: 23674	Comments: removed		

<b>Tree - PH145</b>		<b><i>Ulmus procera</i> , English Elm</b>	
Origin: Exotic	Type: Deciduous Broadleaf	Age: Juvenile	
DBH: 11	Height: 7m	Width: 4m	TPZ: 2m
Crown class: Symmetrical	Health: Dormant	Structure: Fair	SULE: 31-60
COPP ID: 37795	Comments:		
<b>Tree - PH146</b>		<b><i>Ulmus procera</i> , English Elm</b>	
Origin: Exotic	Type: Deciduous Broadleaf	Age: Semi-mature	
DBH: 15	Height: 8m	Width: 5m	TPZ: 2m
Crown class: Symmetrical	Health: Dormant	Structure: Fair	SULE: 21-30
COPP ID: 37794	Comments: wounding on trunk, apical failure		
<b>Tree - PH147</b>		<b><i>Ulmus procera</i> , English Elm</b>	
Origin: Exotic	Type: Deciduous Broadleaf	Age: Mature	
DBH: 65	Height: 13m	Width: 14m	TPZ: 7.8m
Crown class: Symmetrical	Health: Dormant	Structure: Fair	SULE: 11-20
COPP ID: 23676	Comments: leaning into roadway		
<b>Tree - PH148</b>			
Origin:	Type:	Age:	
DBH: 130	Height: 11m	Width: 0m	TPZ: 15m
Crown class:	Health:	Structure:	SULE:
COPP ID: 23679	Comments: replaced by 447390?		
<b>Tree - PH149</b>		<b><i>Ulmus procera</i> , English Elm</b>	
Origin: Exotic	Type: Deciduous Broadleaf	Age: Semi-mature	
DBH: 11	Height: 6m	Width: 4m	TPZ: 2m
Crown class: Symmetrical	Health: Dormant	Structure: Fair	SULE: 31-60
COPP ID: 44390	Comments:		
<b>Tree - PH150</b>		<b><i>Ulmus procera</i> , English Elm</b>	
Origin: Exotic	Type: Deciduous Broadleaf	Age: Semi-mature	
DBH: 11	Height: 5m	Width: 4m	TPZ: 2m
Crown class: Symmetrical	Health: Dormant	Structure: Fair	SULE: 31-60
COPP ID: 37793	Comments:		
<b>Tree - PH151</b>		<b><i>Ulmus xhollandica</i> , Dutch Elm</b>	
Origin: Exotic	Type: Deciduous Broadleaf	Age: Semi-mature	
DBH: 52	Height: 11m	Width: 9m	TPZ: 6.2m
Crown class: Symmetrical	Health: Dormant	Structure: Fair	SULE: 11-20
COPP ID: 23681	Comments:		
<b>Tree - PH152</b>		<b><i>Ulmus xhollandica</i> , Dutch Elm</b>	
Origin: Exotic	Type: Deciduous Broadleaf	Age: Mature	
DBH: 55	Height: 14m	Width: 16m	TPZ: 6.6m
Crown class: Symmetrical	Health: Dormant	Structure: Fair	SULE: 11-20
COPP ID: 23682	Comments:		

<b>Tree - PH153</b>		<b><i>Ulmus xhollandica</i> , Dutch Elm</b>	
Origin: Exotic	Type: Deciduous Broadleaf		Age: Mature
DBH: 64	Height: 14m	Width: 16m	TPZ: 7.7m
Crown class: Symmetrical	Health: Dormant	Structure: Fair	SULE: 11-20
COPP ID: 23683	Comments:		
<b>Tree - PH154</b>		<b><i>Ulmus xhollandica</i> , Dutch Elm</b>	
Origin: Exotic	Type: Deciduous Broadleaf		Age: Mature
DBH: 60	Height: 13m	Width: 14m	TPZ: 7.2m
Crown class: Symmetrical	Health: Dormant	Structure: Fair	SULE: 6-10
COPP ID: 23685	Comments: die back in apical growth		
<b>Tree - PH155</b>		<b><i>Ulmus procera</i> , English Elm</b>	
Origin: Exotic	Type: Deciduous Broadleaf		Age: Over mature
DBH: 49	Height: 9m	Width: 9m	TPZ: 5.9m
Crown class: Symmetrical	Health: Dormant	Structure: Poor	SULE: 1-5
COPP ID: 21144	Comments: extensive die back		
<b>Tree - PH156</b>		<b><i>Ulmus procera</i> , English Elm</b>	
Origin: Exotic	Type: Deciduous Broadleaf		Age: Mature
DBH: 60	Height: 14m	Width: 14m	TPZ: 7.2m
Crown class: Symmetrical	Health: Dormant	Structure: Fair-Poor	SULE: 1-5
COPP ID: 21145	Comments: heavily pruned , dieback		
<b>Tree - PH157</b>		<b><i>Ulmus procera</i> , English Elm</b>	
Origin: Exotic	Type: Deciduous Broadleaf		Age: Semi-mature
DBH: 18	Height: 7m	Width: 7m	TPZ: 2.2m
Crown class: Symmetrical	Health: Dormant	Structure: Fair	SULE: 31-60
COPP ID: 21146	Comments:		
<b>Tree - PH158</b>		<b><i>Ulmus sp.</i> , Elm Species uncertain</b>	
Origin: Exotic	Type: Deciduous Broadleaf		Age: Semi-mature
DBH: 15	Height: 7m	Width: 0m	TPZ: 2m
Crown class: Symmetrical	Health: Dormant	Structure: Fair	SULE: 31-60
COPP ID: 21147	Comments:		
<b>Tree - PH159</b>		<b><i>Ulmus sp.</i> , Elm Species uncertain</b>	
Origin: Exotic	Type: Deciduous Broadleaf		Age: Juvenile
DBH: 6	Height: 5m	Width: 2m	TPZ: 2m
Crown class: Symmetrical	Health: Dormant	Structure: Fair	SULE: 31-60
COPP ID: 21148	Comments:		
<b>Tree - PH160</b>		<b><i>Ulmus sp.</i> , Elm Species uncertain</b>	
Origin: Exotic	Type: Deciduous Broadleaf		Age: Mature
DBH: 63	Height: 14m	Width: 11m	TPZ: 7.6m
Crown class: Symmetrical	Health: Dormant	Structure: Fair	SULE: 11-20
COPP ID: 21149	Comments:		

<b>Tree - PH161</b>		<b><i>Ulmus sp.</i> , Elm</b>	
Origin: Exotic	Type: Deciduous Broadleaf	Age: Juvenile	
DBH: 3	Height: 2m	Width: 1m	TPZ: 2m
Crown class: Symmetrical	Health: Dormant	Structure: Fair	SULE: 31-60
COPP ID: 21150	Comments: replacement tree?		
<b>Tree - PH162</b>		<b><i>Ulmus procera</i> , English Elm</b>	
Origin: Exotic	Type: Deciduous Broadleaf	Age: Mature	
DBH: 80	Height: 17m	Width: 18m	TPZ: 9.6m
Crown class: Symmetrical	Health: Dormant	Structure: Fair	SULE: 11-20
COPP ID: 21152	Comments:		
<b>Tree - PH163</b>		<b>, </b>	
Origin:	Type:	Age:	
DBH: 30	Height: 4m	Width: 0m	TPZ: 3.6m
Crown class:	Health:	Structure:	SULE:
COPP ID: 44388	Comments: missing		
<b>Tree - PH164</b>		<b>, </b>	
Origin:	Type:	Age:	
DBH: 100	Height: 8m	Width: 0m	TPZ: 12m
Crown class:	Health:	Structure:	SULE:
COPP ID: 21153	Comments: missing		
<b>Tree - PH165</b>		<b><i>Platanus xacerifolia</i> , London Plane</b>	
Origin: Exotic	Type: Deciduous Broadleaf	Age: Semi-mature	
DBH: 38 Estimate	Height: 14m	Width: 7m	TPZ: 4.6m
Crown class: Symmetrical	Health: Dormant	Structure: Fair	SULE: 6-10
COPP ID: 23688	Comments:		
<b>Tree - PH166</b>		<b><i>Platanus xacerifolia</i> , London Plane</b>	
Origin: Exotic	Type: Deciduous Broadleaf	Age: Mature	
DBH: 45 Estimate	Height: 14m	Width: 10m	TPZ: 5.4m
Crown class: Symmetrical	Health: Dormant	Structure: Fair	SULE: 11-20
COPP ID: 23689	Comments:		
<b>Tree - PH167</b>		<b><i>Platanus xacerifolia</i> , London Plane</b>	
Origin: Exotic	Type: Deciduous Broadleaf	Age: Mature	
DBH: 38 Estimate	Height: 14m	Width: 10m	TPZ: 4.6m
Crown class: Symmetrical	Health: Dormant	Structure: Fair	SULE: 11-20
COPP ID: 23691	Comments:		
<b>Tree - PH168</b>		<b><i>Platanus xacerifolia</i> , London Plane</b>	
Origin: Exotic	Type: Deciduous Broadleaf	Age: Mature	
DBH: 43 Estimate	Height: 14m	Width: 10m	TPZ: 5.2m
Crown class: Symmetrical	Health: Dormant	Structure: Fair	SULE: 11-20
COPP ID: 23693	Comments:		



<b>Tree - PH169</b>		<b><i>Platanus xacerifolia</i> , London Plane</b>	
Origin: Exotic	Type: Deciduous Broadleaf	Age: Mature	
DBH: 45 Estimate	Height: 14m	Width: 22m	TPZ: 5.4m
Crown class: Symmetrical	Health: Dormant	Structure: Fair	SULE: 11-20
COPP ID: 23695	Comments:		
<b>Tree - PH170</b>		<b><i>Platanus xacerifolia</i> , London Plane</b>	
Origin: Exotic	Type: Deciduous Broadleaf	Age: Mature	
DBH: 43 Estimate	Height: 13m	Width: 10m	TPZ: 5.2m
Crown class: Symmetrical	Health: Dormant	Structure: Fair	SULE: 11-20
COPP ID: 23697	Comments:		
<b>Tree - PH171</b>		<b><i>Platanus xacerifolia</i> , London Plane</b>	
Origin: Exotic	Type: Deciduous Broadleaf	Age: Mature	
DBH: 43 Estimate	Height: 15m	Width: 12m	TPZ: 5.2m
Crown class: Symmetrical	Health: Dormant	Structure: Fair	SULE: 11-20
COPP ID: 23699	Comments:		
<b>Tree - PH172</b>		<b>, </b>	
Origin:	Type:	Age:	
DBH: 0	Height: 0m	Width: 0m	TPZ: 0m
Crown class:	Health:	Structure:	SULE:
COPP ID: 47210	Comments: missing		
<b>Tree - PH173</b>		<b><i>Platanus xacerifolia</i> , London Plane</b>	
Origin: Exotic	Type: Deciduous Broadleaf	Age: Mature	
DBH: 43 Estimate	Height: 15m	Width: 12m	TPZ: 5.2m
Crown class: Symmetrical	Health: Dormant	Structure: Fair	SULE: 11-20
COPP ID: 23702	Comments:		
<b>Tree - PH175</b>		<b><i>Platanus xacerifolia</i> , London Plane</b>	
Origin: Exotic	Type: Deciduous Broadleaf	Age: Mature	
DBH: 43 Estimate	Height: 14m	Width: 14m	TPZ: 5.2m
Crown class: Symmetrical	Health: Dormant	Structure: Fair	SULE: 6-10
COPP ID: 23671	Comments:		
<b>Tree - PH176</b>		<b><i>Platanus xacerifolia</i> , London Plane</b>	
Origin: Exotic	Type: Deciduous Broadleaf	Age: Mature	
DBH: 40 Estimate	Height: 12m	Width: 8m	TPZ: 4.8m
Crown class: Symmetrical	Health: Dormant	Structure: Fair	SULE: 11-20
COPP ID: 23673	Comments:		
<b>Tree - PH177</b>		<b><i>Platanus xacerifolia</i> , London Plane</b>	
Origin: Exotic	Type: Deciduous Broadleaf	Age: Mature	
DBH: 50 Estimate	Height: 14m	Width: 11m	TPZ: 6m
Crown class: Symmetrical	Health: Dormant	Structure: Fair	SULE: 11-20
COPP ID: 23675	Comments:		

<b>Tree - PH178</b>		<b><i>Platanus xacerifolia</i> , London Plane</b>	
Origin: Exotic	Type: Deciduous Broadleaf	Age: Mature	
DBH: 48 Estimate	Height: 14m	Width: 14m	TPZ: 5.8m
Crown class: Symmetrical	Health: Fair	Structure: Fair	SULE: 11-20
COPP ID: 23677	Comments:		
<b>Tree - PH179</b>		<b><i>Platanus xacerifolia</i> , London Plane</b>	
Origin: Exotic	Type: Deciduous Broadleaf	Age: Mature	
DBH: 42 Estimate	Height: 13m	Width: 11m	TPZ: 5m
Crown class: Symmetrical	Health: Fair	Structure: Fair	SULE: 11-20
COPP ID: 23678	Comments:		
<b>Tree - PH180</b>		<b><i>Platanus xacerifolia</i> , London Plane</b>	
Origin: Exotic	Type: Deciduous Broadleaf	Age: Mature	
DBH: 44 Estimate	Height: 12m	Width: 6m	TPZ: 5.3m
Crown class: Symmetrical	Health: Fair	Structure: Fair	SULE: 11-20
COPP ID: 23680	Comments:		
<b>Tree - PH181</b>		<b><i>Platanus xacerifolia</i> , London Plane</b>	
Origin: Exotic	Type: Deciduous Broadleaf	Age: Mature	
DBH: 35 Estimate	Height: 12m	Width: 6m	TPZ: 4.2m
Crown class: Asymmetrical	Health: Fair	Structure: Fair-Poor	SULE: 6-10
COPP ID: 23684	Comments: heavily pruned on one side		
<b>Tree - PH182</b>		<b><i>Platanus xacerifolia</i> , London Plane</b>	
Origin: Exotic	Type: Deciduous Broadleaf	Age: Mature	
DBH: 40 Estimate	Height: 12m	Width: 12m	TPZ: 4.8m
Crown class: Symmetrical	Health: Fair	Structure: Fair	SULE: 11-20
COPP ID: 23686	Comments:		
<b>Tree - PH183</b>		<b><i>Platanus xacerifolia</i> , London Plane</b>	
Origin: Exotic	Type: Deciduous Broadleaf	Age: Mature	
DBH: 50 Estimate	Height: 17m	Width: 16m	TPZ: 6m
Crown class: Symmetrical	Health: Dormant	Structure: Fair	SULE: 21-30
COPP ID: 23687	Comments:		
<b>Tree - PH184</b>		<b><i>Ulmus procera</i> , English Elm</b>	
Origin: Exotic	Type: Deciduous Broadleaf	Age: Semi-mature	
DBH: 40	Height: 11m	Width: 8m	TPZ: 4.8m
Crown class: Symmetrical	Health: Fair	Structure: Fair-Good	ULE: 6-10years
COPP ID:	Comments: Large scar wiith internal decay extending from near base to 1.2m.		
<b>Tree - PH185</b>		<b><i>Ulmus procera</i>, English Elm</b>	
Origin: Exotic	Type: Deciduous Broadleaf	Age: Mature	
DBH: 87	Height: 18m	Width: 16m	TPZ: 10.4m
Crown class: Symmetrical	Health: Fair	Structure: Fair-Poor	ULE: 31-60years
COPP ID:	Comments: Large tree. Multiple attachments at 2.5m.		

<b>Tree - PH186</b>		<b><i>Ulmus procera</i>, English Elm</b>	
Origin: Exotic	Type: Deciduous Broadleaf		Age: Semi-mature
DBH: 37	Height: 11m	Width: 7m	TPZ: 4.4m
Crown class: Symmetrical	Health: Fair	Structure: Fair	ULE: 11-20years
COPP ID:	Comments: Decay in pruning wound near base. Canopy slightly suppressed by neighbouring trees.		
<b>Tree - PH187</b>		<b><i>Ulmus procera</i>, English Elm</b>	
Origin: Exotic	Type: Deciduous Broadleaf		Age: Semi-mature
DBH: 63	Height: 18m	Width: 14m	TPZ: 7.6m
Crown class: Symmetrical	Health: Fair	Structure: Fair	ULE: 31-60years
COPP ID:	Comments:		
<b>Tree - PH187a</b>		<b><i>Ulmus procera</i>, English Elm</b>	
Origin: Exotic	Type: Deciduous Broadleaf		Age: Juvenile
DBH: 5	Height: 2m	Width: 1m	TPZ: 2.0m
Crown class: Symmetrical	Health: Fair	Structure: Fair-Poor	ULE: 6-10years
COPP ID:	Comments: Primary leader and southern branch removed resulting in all branching to north.		
<b>Tree - PH188</b>		<b><i>Ulmus procera</i>, English Elm</b>	
Origin: Exotic	Type: Deciduous Broadleaf		Age: Semi-mature
DBH: 9	Height: 6m	Width: 4m	TPZ: 2.0m
Crown class: Symmetrical	Health: Fair	Structure: Fair	ULE: 21-30years
COPP ID:	Comments: Possible insect activity in trunk at 1.2m. ELB infested. Developing tree.		
<b>Tree - PH189</b>		<b><i>Platanus xacerifolia</i> , London Plane</b>	
Origin: Exotic	Type: Deciduous Broadleaf		Age: Semi-mature
DBH: 50Estimate	Height: 14m	Width: 12m	TPZ: 6m
Crown class: Symmetrical	Health: Fair-Poor	Structure: Fair	ULE: 21-30years
COPP ID:	Comments: Relatively sparse canopy. Some small deadwood.		
<b>Tree - PH190</b>		<b><i>Platanus orientalis</i> , Oriental Plane</b>	
Origin: Exotic	Type: Deciduous Broadleaf		Age: Semi-mature
DBH: 40Estimate	Height: 14m	Width: 8m	TPZ: 4.8m
Crown class: Asymmetrical	Health: Fair-Poor	Structure: Fair-Poor	ULE: 11-20years
COPP ID:	Comments: Multiple attachments at 2m. Relatively sparse canopy with small deadwood.		
<b>Tree - PH191</b>		<b><i>Platanus xacerifolia</i> , London Plane</b>	
Origin: Exotic	Type: Deciduous Broadleaf		Age: Semi-mature
DBH: 48Estimate	Height: 18m	Width: 9m	TPZ: 5.8m
Crown class: Symmetrical	Health: Fair-Poor	Structure: Fair-Poor	ULE: 21-30years
COPP ID:	Comments: Multiple attachments at 2m. Relatively sparse canopy with small deadwood.		
<b>Tree - PH192</b>		<b><i>Platanus xacerifolia</i> , London Plane</b>	
Origin: Exotic	Type: Deciduous Broadleaf		Age: Mature
DBH: 30Measured low	Height: 13m	Width: 8m	TPZ: 3.6m
Crown class: Symmetrical	Health: Fair	Structure: Fair	ULE: 21-30years
COPP ID:	Comments:		

<b>Tree - PH193</b>		<b><i>Platanus xacerifolia</i> , London Plane</b>	
Origin: Exotic	Type: Deciduous Broadleaf		Age: Mature
DBH: 45Estimate	Height: 15m	Width: 0m	TPZ: 5.4m
Crown class: Symmetrical	Health: Fair	Structure: Fair	ULE: 21-30years
COPP ID:	Comments: Some small deadwood		
<b>Tree - PH194</b>		<b><i>Platanus xacerifolia</i> , London Plane</b>	
Origin: Exotic	Type: Deciduous Broadleaf		Age: Semi-mature
DBH: 50Estimate	Height: 18m	Width: 14m	TPZ: 6m
Crown class: Symmetrical	Health: Fair	Structure: Poor	ULE: 31-60years
COPP ID:	Comments: Multiple attachments at 2m.		
<b>Tree - PH195</b>		<b><i>Platanus xacerifolia</i> , London Plane</b>	
Origin: Exotic	Type: Deciduous Broadleaf		Age: Semi-mature
DBH: 45Estimate	Height: 17m	Width: 12m	TPZ: 5.4m
Crown class: Symmetrical	Health: Fair-Poor	Structure: Poor	ULE: 21-30years
COPP ID:	Comments: Reltively sparse canopy. Small deadwood. Multiple attachments ar 2m.		



JOHN PATRICK PTY LTD  
324 Victoria Street,  
Richmond, VIC 3121  
T +61 3 9429 4855  
F +61 3 9429 8211  
admin@johnpatrick.com.au  
www.johnpatrick.com.au

CLIENT  
**MELBOURNE METRO**  
  
PROJECT  
**MELBOURNE METRO  
RAIL PROJECT**

DRAWING  
**FAWKNER PARK**



SCALE 1:1000 @A4  
DATE NOV 2015  
DRAWN MF  
CHECKED SH  
JOB NO 15-280  
DWG NO TS29  
CAD FILE 15-280 L-TS01

**COPYRIGHT**  
This drawing must not be copied in whole or in part without the written consent of JOHN PATRICK Pty Ltd.  
  
**PLEASE NOTE**  
The contractor must verify all dimensions on site before commencing any work or preparing any shop drawings.  
Do not scale off drawings.





JOHN PATRICK PTY LTD  
324 Victoria Street,  
Richmond, VIC 3121  
T +61 3 9429 4855  
F +61 3 9429 8211  
admin@johnpatrick.com.au  
www.johnpatrick.com.au

CLIENT  
**MELBOURNE METRO**  
  
PROJECT  
**MELBOURNE METRO  
RAIL PROJECT**

DRAWING  
**FAWKNER PARK**



SCALE 1:1000 @A4  
DATE NOV 2015  
DRAWN MF  
CHECKED SH  
JOB NO 15-280  
DWG NO TS30  
CAD FILE 15-280 L-TS01

**COPYRIGHT**  
This drawing must not be  
copied in whole or in part  
without the written consent  
of JOHN PATRICK Pty Ltd.  
  
**PLEASE NOTE**  
The contractor must verify all  
dimensions on site before  
commencing any work or  
preparing any shop drawings.  
  
Do not scale off drawings.

<b>Tree - F001</b>		<b><i>Phoenix canariensis</i> , Canary Island Date Palm</b>	
Origin: Exotic	Type: Evergreen Palm		Age: Mature
DBH: 71	Height: 16m	Width: 6m	TPZ: 4.0m
Crown class: Symmetrical	Health: Fair	Structure: Good	SULE: 31-60
COM ID: 1035819	Comments: Possum guarded.		
<b>Tree - F002</b>		<b><i>Quercus palustris</i> , Pin Oak</b>	
Origin: Exotic	Type: Deciduous Broadleaf		Age: Mature
DBH: 53	Height: 12m	Width: 14m	TPZ: 6.4m
Crown class: Symmetrical	Health: Dormant	Structure: Fair	SULE: 31-60
COM ID: 1035820	Comments: Top of canopy leaning to east.		
<b>Tree - F003</b>		<b><i>Phoenix canariensis</i> , Canary Island Date Palm</b>	
Origin: Exotic	Type: Evergreen Palm		Age: Mature
DBH: 81	Height: 17m	Width: 6m	TPZ: 4.0m
Crown class: Symmetrical	Health: Fair	Structure: Good	SULE: 31-60
COM ID: 1035821	Comments: possum guarded.		
<b>Tree - F004</b>		<b><i>Quercus palustris</i> , Pin Oak</b>	
Origin: Exotic	Type: Deciduous Broadleaf		Age: Mature
DBH: 64	Height: 18m	Width: 18m	TPZ: 7.7m
Crown class: Symmetrical	Health: Dormant	Structure: Fair-Poor	SULE: 31-60
COM ID: 1035823	Comments: Multiple attachments at 5m.		
<b>Tree - F005</b>		<b><i>Phoenix canariensis</i> , Canary Island Date Palm</b>	
Origin: Exotic	Type: Evergreen Palm		Age: Mature
DBH: 82	Height: 16m	Width: 6m	TPZ: 4.0m
Crown class: Symmetrical	Health: Fair	Structure: Good	SULE: 31-60
COM ID: 1035822	Comments: Possum guarded.		
<b>Tree - F006</b>		<b><i>Quercus palustris</i> , Pin Oak</b>	
Origin: Exotic	Type: Deciduous Broadleaf		Age: Mature
DBH: 63	Height: 14m	Width: 20m	TPZ: 7.6m
Crown class: Symmetrical	Health: Dormant	Structure: Fair-Poor	SULE: 31-60
COM ID: 1035824	Comments: Multiple attachments at 4m. Decay in pruning wound 3m (north).		
<b>Tree - F007</b>		<b><i>Phoenix canariensis</i> , Canary Island Date Palm</b>	
Origin: Exotic	Type: Evergreen Palm		Age: Mature
DBH: 89	Height: 18m	Width: 6m	TPZ: 4.0m
Crown class: Symmetrical	Health: Fair	Structure: Good	SULE: 31-60
COM ID: 1035825	Comments: Possum guarded.		
<b>Tree - F008</b>		<b><i>Quercus palustris</i> , Pin Oak</b>	
Origin: Exotic	Type: Deciduous Broadleaf		Age: Mature
DBH: 66	Height: 16m	Width: 14m	TPZ: 7.9m
Crown class: Symmetrical	Health: Dormant	Structure: Fair	SULE: 31-60
COM ID: 1035826	Comments:		

<b>Tree - F009</b>	<b><i>Phoenix canariensis</i> , Canary Island Date Palm</b>		
Origin: Exotic	Type: Evergreen Palm	Age: Mature	
DBH: 84	Height: 16m	Width: 6m	TPZ: 4.0m
Crown class: Symmetrical	Health: Fair	Structure: Fair	SULE: 21-30
COM ID: 1035827	Comments: possum guarded. Less fronds - sparser crown than other palms. Plant growing in frond stubs at base of crown.		

<b>Tree - F010</b>	<b><i>Quercus palustris</i> , Pin Oak</b>		
Origin: Exotic	Type: Deciduous Broadleaf	Age: Mature	
DBH: 44	Height: 13m	Width: 14m	TPZ: 5.3m
Crown class: Symmetrical	Health: Dormant	Structure: Fair	SULE: 21-30
COM ID: 1035828	Comments: Smaller (younger?) than other oaks in row.		

<b>Tree - F011</b>	<b><i>Phoenix canariensis</i> , Canary Island Date Palm</b>		
Origin: Exotic	Type: Evergreen Palm	Age: Mature	
DBH: 72	Height: 15m	Width: 6m	TPZ: 4.0m
Crown class: Symmetrical	Health: Fair	Structure: Good	SULE: 31-60
COM ID: 1035829	Comments: Possum guarded.		

<b>Tree - F012</b>	<b><i>Quercus palustris</i> , Pin Oak</b>		
Origin: Exotic	Type: Deciduous Broadleaf	Age: Mature	
DBH: 54	Height: 14m	Width: 17m	TPZ: 6.5m
Crown class: Symmetrical	Health: Dormant	Structure: Fair-Poor	SULE: 21-30
COM ID: 1035830	Comments: Codominant from 5m.		

<b>Tree - F013</b>	<b><i>Phoenix canariensis</i> , Canary Island Date Palm</b>		
Origin: Exotic	Type: Evergreen Palm	Age: Mature	
DBH: 78	Height: 15m	Width: 6m	TPZ: 4.0m
Crown class: Symmetrical	Health: Fair	Structure: Good	SULE: 31-60
COM ID: 1035831	Comments: Possum guarded.		

<b>Tree - F014</b>	<b><i>Quercus coccinea</i> , Scarlet Oak</b>		
Origin: Exotic	Type: Deciduous Broadleaf	Age: Juvenile	
DBH: 3	Height: 2m	Width: 1m	TPZ: 2.0m
Crown class: Symmetrical	Health: Dormant	Structure: Fair-Good	SULE: 60+
COM ID: 1494296	Comments: New tree.		

<b>Tree - F015</b>	<b><i>Quercus coccinea</i> , Scarlet Oak</b>		
Origin: Exotic	Type: Deciduous Broadleaf	Age:	
DBH: 1	Height: 0m	Width: 0m	TPZ: m
Crown class:	Health:	Structure:	SULE:
COM ID: 1069659	Comments: Tree missing		

<b>Tree - F016</b>	<b><i>Quercus coccinea</i> , Scarlet Oak</b>		
Origin: Exotic	Type: Deciduous Broadleaf	Age:	
DBH: 0	Height: 0m	Width: 0m	TPZ: m
Crown class:	Health:	Structure:	SULE:
COM ID: 1494297	Comments: Tree missing		

<b>Tree - F017</b>		<b><i>Quercus coccinea</i> , Scarlet Oak</b>	
Origin: Exotic	Type: Deciduous Broadleaf	Age: Juvenile	
DBH: 4	Height: 2m	Width: 1m	TPZ: 2m
Crown class: Symmetrical	Health: Dormant	Structure: Fair-Good	SULE: 60+
COM ID: 1494298	Comments: Developing tree.		
<b>Tree - F018</b>		<b><i>Quercus coccinea</i> , Scarlet Oak</b>	
Origin: Exotic	Type: Deciduous Broadleaf	Age:	
DBH: 3	Height: 0m	Width: 0m	TPZ: m
Crown class:	Health:	Structure:	SULE:
COM ID: 1441471	Comments: Missing tree.		
<b>Tree - F019</b>		<b><i>Quercus coccinea</i> , Scarlet Oak</b>	
Origin:	Type:	Age:	
DBH: 2	Height: 0m	Width: 0m	TPZ: m
Crown class:	Health:	Structure:	SULE:
COM ID: 1441472	Comments: Missing tree		
<b>Tree - F020</b>		<b><i>Quercus coccinea</i> , Scarlet Oak</b>	
Origin: Exotic	Type: Deciduous Broadleaf	Age: Juvenile	
DBH: 5	Height: 3m	Width: 2m	TPZ: 2m
Crown class: Symmetrical	Health: Dormant	Structure: Fair-Good	SULE: 60+
COM ID: 1069655	Comments: Developing tree.		
<b>Tree - F021</b>		<b><i>Quercus coccinea</i> , Scarlet Oak</b>	
Origin: Exotic	Type: Deciduous Broadleaf	Age:	
DBH: 0	Height: 0m	Width: 0m	TPZ: m
Crown class:	Health:	Structure:	SULE:
COM ID: 1458030	Comments: Missing tree.		
<b>Tree - F022</b>		<b><i>Quercus coccinea</i> , Scarlet Oak</b>	
Origin: Exotic	Type: Deciduous Broadleaf	Age: Juvenile	
DBH: 5	Height: 3m	Width: 2m	TPZ: 2m
Crown class: Symmetrical	Health: Dormant	Structure: Fair	SULE: 60+
COM ID: 1069662	Comments: Developing tree.		
<b>Tree - F023</b>		<b><i>Quercus coccinea</i> , Scarlet Oak</b>	
Origin: Exotic	Type: Deciduous Broadleaf	Age: Juvenile	
DBH: 2	Height: 2m	Width: 1m	TPZ: 2m
Crown class: Symmetrical	Health: Dormant	Structure: Fair	SULE: 60+
COM ID: 1533711	Comments: Apical dominance lost at 1.4m with southern scaffold removed		
<b>Tree - F024</b>		<b><i>Quercus coccinea</i> , Scarlet Oak</b>	
Origin: Exotic	Type: Deciduous Broadleaf	Age:	
DBH: 0	Height: 0m	Width: 0m	TPZ: m
Crown class:	Health:	Structure:	SULE:
COM ID: 1533773	Comments: Appears to be tree COM1533711		

<b>Tree - F025</b>		<b><i>Quercus coccinea</i> , Scarlet Oak</b>	
Origin: Exotic	Type: Deciduous Broadleaf	Age: Juvenile	
DBH: 2	Height: 2m	Width: 1m	TPZ: 2m
Crown class: Symmetrical	Health: Dormant	Structure: Fair	SULE: 31-60
COM ID: 1494295	Comments: Growth lean to north.		
<b>Tree - F026</b>		<b><i>Quercus coccinea</i> , Scarlet Oak</b>	
Origin: Exotic	Type: Deciduous Broadleaf	Age: Juvenile	
DBH: 5	Height: 4m	Width: 2m	TPZ: 2m
Crown class: Symmetrical	Health: Dormant	Structure: Fair	SULE: 60+
COM ID: 1069651	Comments: Developing tree.		
<b>Tree - F027</b>		<b><i>Quercus coccinea</i> , Scarlet Oak</b>	
Origin: Exotic	Type: Deciduous Broadleaf	Age: Juvenile	
DBH: 5	Height: 5m	Width: 2m	TPZ: 2m
Crown class: Symmetrical	Health: Dormant	Structure: Fair	SULE: 60+
COM ID: 1069649	Comments: Developing tree		
<b>Tree - F028</b>		<b><i>Quercus coccinea</i> , Scarlet Oak</b>	
Origin: Exotic	Type: Deciduous Broadleaf	Age: Juvenile	
DBH: 8	Height: 6m	Width: 4m	TPZ: 2m
Crown class: Symmetrical	Health: Dormant	Structure: Fair	SULE: 60+
COM ID: 1069664	Comments: Developing tree.		
<b>Tree - F029</b>		<b><i>Quercus coccinea</i> , Scarlet Oak</b>	
Origin: Exotic	Type: Deciduous Broadleaf	Age:	
DBH: 5	Height: 0m	Width: 0m	TPZ: m
Crown class:	Health:	Structure:	SULE:
COM ID: 1069665	Comments: Tree missing.		
<b>Tree - F030</b>		<b><i>Quercus coccinea</i> , Scarlet Oak</b>	
Origin: Exotic	Type: Deciduous Broadleaf	Age: Juvenile	
DBH: 6	Height: 5m	Width: 2m	TPZ: 2m
Crown class: Symmetrical	Health: Dormant	Structure: Fair	SULE: 6-10
COM ID: 1069648	Comments: Developing tree.		
<b>Tree - F031</b>		<b><i>Quercus coccinea</i> , Scarlet Oak</b>	
Origin: Exotic	Type: Deciduous Broadleaf	Age: Juvenile	
DBH: 11	Height: 6m	Width: 4m	TPZ: 2m
Crown class: Symmetrical	Health: Dormant	Structure: Fair	SULE: 60+
COM ID: 1069647	Comments: Developing tree.		
<b>Tree - F032</b>		<b><i>Quercus coccinea</i> , Scarlet Oak</b>	
Origin: Exotic	Type: Deciduous Broadleaf	Age: Juvenile	
DBH: 6	Height: 7m	Width: 4m	TPZ: 2m
Crown class: Symmetrical	Health: Dormant	Structure: Fair	SULE: 60+
COM ID: 1069666	Comments: Developing tree. 1069646, 1069645, 1069668, 1069644, 1533710, 1069643, 1533707, 1533709, 1533772 all assessed as group with similar assessment to this tree.		



<b>Tree - F033</b>		<b><i>Quercus coccinea</i> , Scarlet Oak</b>	
Origin: Exotic	Type: Deciduous Broadleaf	Age: Juvenile	
DBH: 6	Height: 7m	Width: 4m	TPZ: 2m
Crown class: Symmetrical	Health: Dormant	Structure: Fair	SULE: 60+
COM ID: 1069646	Comments:		
<b>Tree - F034</b>		<b><i>Quercus coccinea</i> , Scarlet Oak</b>	
Origin: Exotic	Type: Deciduous Broadleaf	Age: Juvenile	
DBH: 5	Height: 7m	Width: 4m	TPZ: 2m
Crown class: Symmetrical	Health: Dormant	Structure: Fair	SULE: 60+
COM ID: 1069645	Comments:		
<b>Tree - F035</b>		<b><i>Quercus coccinea</i> , Scarlet Oak</b>	
Origin: Exotic	Type: Deciduous Broadleaf	Age: Juvenile	
DBH: 7	Height: 7m	Width: 4m	TPZ: 2m
Crown class:	Health:	Structure:	SULE:
COM ID: 1069667	Comments: Same tree/location as 1533709		
<b>Tree - F036</b>		<b><i>Quercus coccinea</i> , Scarlet Oak</b>	
Origin: Exotic	Type: Deciduous Broadleaf	Age: Juvenile	
DBH: 6	Height: 7m	Width: 4m	TPZ: 2m
Crown class: Symmetrical	Health: Dormant	Structure: Fair	SULE: 60+
COM ID: 1069668	Comments:		
<b>Tree - F037</b>		<b><i>Quercus coccinea</i> , Scarlet Oak</b>	
Origin: Exotic	Type: Deciduous Broadleaf	Age: Juvenile	
DBH: 4	Height: 7m	Width: 4m	TPZ: 2m
Crown class: Symmetrical	Health: Dormant	Structure: Fair	SULE: 60+
COM ID: 1069644	Comments:		
<b>Tree - F038</b>		<b><i>Quercus coccinea</i> , Scarlet Oak</b>	
Origin: Exotic	Type: Deciduous Broadleaf	Age: Juvenile	
DBH: 4	Height: 7m	Width: 4m	TPZ: 2m
Crown class: Symmetrical	Health: Dormant	Structure: Fair	SULE: 60+
COM ID: 1533710	Comments:		
<b>Tree - F039</b>		<b><i>Quercus coccinea</i> , Scarlet Oak</b>	
Origin: Exotic	Type: Deciduous Broadleaf	Age: Juvenile	
DBH: 5	Height: 7m	Width: 4m	TPZ: 2m
Crown class: Symmetrical	Health: Dormant	Structure: Fair	SULE: 60+
COM ID: 1069643	Comments:		
<b>Tree - F040</b>		<b><i>Quercus coccinea</i> , Scarlet Oak</b>	
Origin: Exotic	Type: Deciduous Broadleaf	Age: Juvenile	
DBH: 4	Height: 7m	Width: 4m	TPZ: 2m
Crown class: Symmetrical	Health: Dormant	Structure: Fair	SULE: 60+
COM ID: 1533707	Comments:		

<b>Tree - F041</b>		<b><i>Quercus coccinea</i> , Scarlet Oak</b>	
Origin: Exotic	Type: Deciduous Broadleaf	Age: Juvenile	
DBH: 7	Height: 0m	Width: 0m	TPZ: 2m
Crown class:	Health:	Structure:	SULE: 60+
COM ID: 1069670	Comments: Same tree/location as 1533707		
<b>Tree - F042</b>		<b><i>Quercus coccinea</i> , Scarlet Oak</b>	
Origin: Exotic	Type: Deciduous Broadleaf	Age: Juvenile	
DBH: 3	Height: 4m	Width: 2m	TPZ: 2m
Crown class: Symmetrical	Health: Dormant	Structure: Fair	SULE: 60+
COM ID: 1441470	Comments: Developing tree.		
<b>Tree - F043</b>		<b><i>Quercus coccinea</i> , Scarlet Oak</b>	
Origin: Exotic	Type: Deciduous Broadleaf	Age: Juvenile	
DBH: 6	Height: 0m	Width: 0m	TPZ: 2m
Crown class:	Health:	Structure:	SULE: 60+
COM ID: 1069669	Comments: Same tree/location as 1069671		
<b>Tree - F044</b>		<b><i>Quercus coccinea</i> , Scarlet Oak</b>	
Origin: Exotic	Type: Deciduous Broadleaf	Age: Juvenile	
DBH: 2	Height: 2m	Width: 1m	TPZ: 2m
Crown class: Symmetrical	Health: Dormant	Structure: Fair	SULE: 60+
COM ID: 1069671	Comments: Developing tree.		
<b>Tree - F045</b>		<b><i>Quercus coccinea</i> , Scarlet Oak</b>	
Origin: Exotic	Type: Deciduous Broadleaf	Age: Juvenile	
DBH: 5	Height: 7m	Width: 4m	TPZ: 2m
Crown class: Symmetrical	Health: Dormant	Structure: Fair	SULE: 60+
COM ID: 1533709	Comments:		
<b>Tree - F046</b>		<b><i>Quercus coccinea</i> , Scarlet Oak</b>	
Origin: Exotic	Type: Deciduous Broadleaf	Age: Juvenile	
DBH: 5	Height: 7m	Width: 4m	TPZ: 2m
Crown class: Symmetrical	Health: Dormant	Structure: Fair	SULE: 60+
COM ID: 1533772	Comments:		
<b>Tree - F047</b>		<b><i>Quercus coccinea</i> , Scarlet Oak</b>	
Origin: Exotic	Type: Deciduous Broadleaf	Age:	
DBH: 0	Height: 0m	Width: 0m	TPZ: m
Crown class:	Health:	Structure:	SULE:
COM ID: 1069640	Comments: Missing tree.		
<b>Tree - F048</b>		<b><i>Quercus coccinea</i> , Scarlet Oak</b>	
Origin: Exotic	Type: Deciduous Broadleaf	Age: Juvenile	
DBH: 3	Height: 2m	Width: 1m	TPZ: 2m
Crown class: Symmetrical	Health: Dormant	Structure: Fair	SULE: 60+
COM ID: 1533708	Comments: Newer tree.		

<b>Tree - F049</b>		<b><i>Quercus coccinea</i> , Scarlet Oak</b>	
Origin: Exotic	Type: Deciduous Broadleaf	Age: Juvenile	
DBH: 2	Height: 2m	Width: 1m	TPZ: 2m
Crown class: Symmetrical	Health: Dormant	Structure: Fair	SULE: 60+
COM ID: 1069639	Comments: Newer tree.		
<b>Tree - F050</b>		<b><i>Quercus coccinea</i> , Scarlet Oak</b>	
Origin: Exotic	Type: Deciduous Broadleaf	Age: Juvenile	
DBH: 2	Height: 2m	Width: 1m	TPZ: 2m
Crown class: Symmetrical	Health: Dormant	Structure: Fair	SULE: 60+
COM ID: 1533770	Comments: Newer tree		
<b>Tree - F051</b>		<b><i>Quercus coccinea</i> , Scarlet Oak</b>	
Origin: Exotic	Type: Deciduous Broadleaf	Age:	
DBH: 0	Height: 0m	Width: 0m	TPZ: m
Crown class:	Health:	Structure:	SULE:
COM ID: 1533769	Comments: Missing tree.		
<b>Tree - F052</b>		<b><i>Quercus coccinea</i> , Scarlet Oak</b>	
Origin: Exotic	Type: Deciduous Broadleaf	Age:	
DBH: 0	Height: 0m	Width: 0m	TPZ: m
Crown class:	Health:	Structure:	SULE:
COM ID: 1533771	Comments: Same location as 1549235		
<b>Tree - F053</b>		<b><i>Quercus coccinea</i> , Scarlet Oak</b>	
Origin: Exotic	Type: Deciduous Broadleaf	Age:	
DBH: 0	Height: 0m	Width: 0m	TPZ: m
Crown class:	Health:	Structure:	SULE:
COM ID: 1549235	Comments: Missing tree.		
<b>Tree - F054</b>		<b><i>Ficus macrophylla</i> , Moreton Bay Fig</b>	
Origin: Australian Native	Type: Evergreen Broadleaf	Age: Semi-mature	
DBH: 35	Height: 8m	Width: 8m	TPZ: 4.2m
Crown class: Symmetrical	Health: Fair	Structure: Fair-Poor	SULE: 60+
COM ID: 1069032	Comments:		
<b>Tree - F055</b>		<b><i>Ficus macrophylla</i> , Moreton Bay Fig</b>	
Origin: Australian Native	Type: Evergreen Broadleaf	Age: Semi-mature	
DBH: 35	Height: 8m	Width: 8m	TPZ: 4.2m
Crown class: Symmetrical	Health: Fair	Structure: Fair-Poor	SULE: 60+
COM ID: 1069031	Comments:		
<b>Tree - F056</b>		<b><i>Ficus macrophylla</i> , Moreton Bay Fig</b>	
Origin: Australian Native	Type: Evergreen Broadleaf	Age: Semi-mature	
DBH: 21	Height: 8m	Width: 8m	TPZ: 2.5m
Crown class: Symmetrical	Health: Fair	Structure: Fair-Poor	SULE: 60+
COM ID: 1069030	Comments:		

<b>Tree - F057</b>		<b><i>Ficus macrophylla</i> , Moreton Bay Fig</b>	
Origin: Australian Native	Type: Evergreen Broadleaf	Age: Semi-mature	
DBH: 24	Height: 8m	Width: 8m	TPZ: 2.9m
Crown class: Symmetrical	Health: Fair	Structure: Fair-Poor	SULE: 60+
COM ID: 1069029	Comments:		
<b>Tree - F058</b>		<b><i>Ficus macrophylla</i> , Moreton Bay Fig</b>	
Origin: Australian Native	Type: Evergreen Broadleaf	Age: Semi-mature	
DBH: 18	Height: 8m	Width: 8m	TPZ: 2.2m
Crown class: Symmetrical	Health: Fair	Structure: Fair-Poor	SULE: 60+
COM ID: 1069028	Comments: Tall, straight tree. See 1069032		
<b>Tree - F059</b>		<b><i>Ficus macrophylla</i> , Moreton Bay Fig</b>	
Origin: Australian Native	Type: Evergreen Broadleaf	Age: Semi-mature	
DBH: 24	Height: 8m	Width: 8m	TPZ: 2.9m
Crown class: Symmetrical	Health: Fair	Structure: Fair-Poor	SULE: 60+
COM ID: 1069027	Comments:		
<b>Tree - F060</b>		<b><i>Ficus macrophylla</i> , Moreton Bay Fig</b>	
Origin: Australian Native	Type: Evergreen Broadleaf	Age: Semi-mature	
DBH: 25	Height: 8m	Width: 8m	TPZ: 3m
Crown class: Symmetrical	Health: Fair	Structure: Fair-Poor	SULE: 60+
COM ID: 1069026	Comments:		
<b>Tree - F061</b>		<b><i>Ficus macrophylla</i> , Moreton Bay Fig</b>	
Origin: Australian Native	Type: Evergreen Broadleaf	Age: Semi-mature	
DBH: 18	Height: 8m	Width: 8m	TPZ: 2.2m
Crown class: Symmetrical	Health: Fair	Structure: Fair-Poor	SULE: 60+
COM ID: 1069025	Comments:		
<b>Tree - F062</b>		<b><i>Ficus macrophylla</i> , Moreton Bay Fig</b>	
Origin: Australian Native	Type: Evergreen Broadleaf	Age: Semi-mature	
DBH: 20	Height: 8m	Width: 8m	TPZ: 2.4m
Crown class: Symmetrical	Health: Fair	Structure: Fair-Poor	SULE: 60+
COM ID: 1069024	Comments:		
<b>Tree - F063</b>		<b><i>Ficus macrophylla</i> , Moreton Bay Fig</b>	
Origin: Australian Native	Type: Evergreen Broadleaf	Age: Semi-mature	
DBH: 17	Height: 8m	Width: 8m	TPZ: 2m
Crown class: Symmetrical	Health: Fair	Structure: Fair-Poor	SULE: 60+
COM ID: 1069023	Comments:		
<b>Tree - F064</b>		<b><i>Ficus macrophylla</i> , Moreton Bay Fig</b>	
Origin: Australian Native	Type: Evergreen Broadleaf	Age: Semi-mature	
DBH: 25	Height: 8m	Width: 8m	TPZ: 3m
Crown class: Symmetrical	Health: Fair	Structure: Fair-Poor	SULE: 60+
COM ID: 1069022	Comments:		

Tree - F065		Ficus macrophylla , Moreton Bay Fig	
Origin: Australian Native	Type: Evergreen Broadleaf		Age: Semi-mature
DBH: 17	Height: 8m	Width: 8m	TPZ: 2m
Crown class: Symmetrical	Health: Fair	Structure: Fair-Poor	SULE: 60+
COM ID: 1069021	Comments:		
Tree - F066		Ficus macrophylla , Moreton Bay Fig	
Origin: Australian Native	Type: Evergreen Broadleaf		Age: Semi-mature
DBH: 23	Height: 8m	Width: 8m	TPZ: 2.8m
Crown class: Symmetrical	Health: Fair	Structure: Fair-Poor	SULE: 60+
COM ID: 1069020	Comments:		
Tree - F067		Ficus macrophylla , Moreton Bay Fig	
Origin: Australian Native	Type: Evergreen Broadleaf		Age: Semi-mature
DBH: 16	Height: 8m	Width: 8m	TPZ: 2m
Crown class: Symmetrical	Health: Fair	Structure: Fair-Poor	SULE: 60+
COM ID: 1070955	Comments:		
Tree - F068		Ficus macrophylla , Moreton Bay Fig	
Origin: Australian Native	Type: Evergreen Broadleaf		Age: Semi-mature
DBH: 21	Height: 8m	Width: 8m	TPZ: 2.5m
Crown class: Symmetrical	Health: Fair	Structure: Fair-Poor	SULE: 60+
COM ID: 1069018	Comments:		
Tree - F069		Ficus macrophylla , Moreton Bay Fig	
Origin: Australian Native	Type: Evergreen Broadleaf		Age: Semi-mature
DBH: 11	Height: 8m	Width: 8m	TPZ: 2m
Crown class: Symmetrical	Health: Fair	Structure: Fair-Poor	SULE: 60+
COM ID: 1069017	Comments:		
Tree - F070		Ficus macrophylla , Moreton Bay Fig	
Origin: Australian Native	Type: Evergreen Broadleaf		Age: Semi-mature
DBH: 15	Height: 8m	Width: 8m	TPZ: 2m
Crown class: Symmetrical	Health: Fair	Structure: Fair-Poor	SULE: 60+
COM ID: 1069016	Comments:		
Tree - F071		Ficus macrophylla , Moreton Bay Fig	
Origin: Australian Native	Type: Evergreen Broadleaf		Age: Semi-mature
DBH: 12	Height: 5m	Width: 5m	TPZ: 2m
Crown class: Symmetrical	Health: Fair	Structure: Fair-Poor	SULE: 60+
COM ID: 1069015	Comments: Smaller tree than others in avenue. 1069014, 1069013, 1069012 all similar characteristics		
Tree - F072		Ficus macrophylla , Moreton Bay Fig	
Origin: Australian Native	Type: Evergreen Broadleaf		Age: Semi-mature
DBH: 7	Height: 5m	Width: 5m	TPZ: 2m
Crown class: Symmetrical	Health: Fair	Structure: Fair-Poor	SULE: 60+
COM ID: 1069014	Comments:		



Tree - F073		Ficus macrophylla , Moreton Bay Fig	
Origin: Australian Native	Type: Evergreen Broadleaf		Age: Semi-mature
DBH: 7	Height: 5m	Width: 5m	TPZ: 2m
Crown class: Symmetrical	Health: Fair	Structure: Fair-Poor	SULE: 60+
COM ID: 1069013	Comments:		
Tree - F074		Ficus macrophylla , Moreton Bay Fig	
Origin: Australian Native	Type: Evergreen Broadleaf		Age: Semi-mature
DBH: 9	Height: 5m	Width: 5m	TPZ: 2m
Crown class: Symmetrical	Health: Fair	Structure: Fair-Poor	SULE: 60+
COM ID: 1069012	Comments:		
Tree - F075		Quercus phellos , Willow Oak	
Origin: Exotic	Type: Deciduous Broadleaf		Age: Juvenile
DBH: 3	Height: 2m	Width: 2m	TPZ: 2m
Crown class: Symmetrical	Health: Dormant	Structure: Fair	SULE: 60+
COM ID: 1512117	Comments: Developing tree.		
Tree - F076		Quercus phellos , Willow Oak	
Origin: Exotic	Type: Deciduous Broadleaf		Age: Juvenile
DBH: 3	Height: 2m	Width: 2m	TPZ: 2m
Crown class: Symmetrical	Health: Dormant	Structure: Fair	SULE: 60+
COM ID: 1512118	Comments: Developing tree.		
Tree - F077		Quercus phellos , Willow Oak	
Origin: Exotic	Type: Deciduous Broadleaf		Age: Juvenile
DBH: 3	Height: 2m	Width: 2m	TPZ: 2m
Crown class: Symmetrical	Health: Dormant	Structure: Fair	SULE: 60+
COM ID: 1512116	Comments: Developing tree.		
Tree - F078		Quercus phellos , Willow Oak	
Origin: Exotic	Type: Deciduous Broadleaf		Age: Juvenile
DBH: 3	Height: 2m	Width: 2m	TPZ: 2m
Crown class: Symmetrical	Health: Dormant	Structure: Fair	SULE: 60+
COM ID: 1512115	Comments: Developing tree.		
Tree - F079		Quercus phellos , Willow Oak	
Origin: Exotic	Type: Deciduous Broadleaf		Age: Juvenile
DBH: 3	Height: 2m	Width: 2m	TPZ: 2m
Crown class: Symmetrical	Health: Dormant	Structure: Fair	SULE: 60+
COM ID: 1512114	Comments: Developing tree.		
Tree - F080		Quercus phellos , Willow Oak	
Origin: Exotic	Type: Deciduous Broadleaf		Age: Juvenile
DBH: 3	Height: 2m	Width: 2m	TPZ: 2m
Crown class: Symmetrical	Health: Dormant	Structure: Fair	SULE: 60+
COM ID: 1512113	Comments: Developing tree.		

<b>Tree - F081</b>		<b><i>Quercus phellos</i> , Willow Oak</b>	
Origin: Exotic	Type: Deciduous Broadleaf	Age: Juvenile	
DBH: 3	Height: 2m	Width: 2m	TPZ: 2m
Crown class: Symmetrical	Health: Dormant	Structure: Fair	SULE: 60+
COM ID: 1512112	Comments: Developing tree.		
<b>Tree - F082</b>		<b><i>Quercus phellos</i> , Willow Oak</b>	
Origin: Exotic	Type: Deciduous Broadleaf	Age: Juvenile	
DBH: 3	Height: 2m	Width: 2m	TPZ: 2m
Crown class: Symmetrical	Health: Dormant	Structure: Fair	SULE: 60+
COM ID: 1512111	Comments: Developing tree.		
<b>Tree - F083</b>		<b><i>Quercus phellos</i> , Willow Oak</b>	
Origin: Exotic	Type: Deciduous Broadleaf	Age: Juvenile	
DBH: 3	Height: 2m	Width: 2m	TPZ: 2m
Crown class: Symmetrical	Health: Dormant	Structure: Fair	SULE: 60+
COM ID: 1512110	Comments: Developing tree.		
<b>Tree - F084</b>		<b><i>Quercus phellos</i> , Willow Oak</b>	
Origin: Exotic	Type: Deciduous Broadleaf	Age:	
DBH: 0	Height: 0m	Width: 0m	TPZ: m
Crown class:	Health:	Structure:	SULE:
COM ID: 1512109	Comments: Tree missing		
<b>Tree - F085</b>		<b><i>Quercus phellos</i> , Willow Oak</b>	
Origin: Exotic	Type: Deciduous Broadleaf	Age: Juvenile	
DBH: 3	Height: 2m	Width: 2m	TPZ: 2m
Crown class: Symmetrical	Health: Dormant	Structure: Fair	SULE: 60+
COM ID: 1512108	Comments: Developing tree.		
<b>Tree - F086</b>		<b><i>Quercus phellos</i> , Willow Oak</b>	
Origin: Exotic	Type: Deciduous Broadleaf	Age: Juvenile	
DBH: 3	Height: 2m	Width: 2m	TPZ: 2m
Crown class: Symmetrical	Health: Dormant	Structure: Fair	SULE: 60+
COM ID: 1512107	Comments: Developing tree.		
<b>Tree - F087</b>		<b><i>Quercus phellos</i> , Willow Oak</b>	
Origin: Exotic	Type: Deciduous Broadleaf	Age: Juvenile	
DBH: 3	Height: 2m	Width: 2m	TPZ: 2m
Crown class: Symmetrical	Health: Dormant	Structure: Fair	SULE: 60+
COM ID: 1512106	Comments: Developing tree.		
<b>Tree - F088</b>		<b><i>Quercus phellos</i> , Willow Oak</b>	
Origin: Exotic	Type: Deciduous Broadleaf	Age: Juvenile	
DBH: 3	Height: 2m	Width: 2m	TPZ: 2m
Crown class: Symmetrical	Health: Dormant	Structure: Fair	SULE: 60+
COM ID: 1512105	Comments: Developing tree.		

<b>Tree - F089</b>		<b><i>Quercus phellos</i> , Willow Oak</b>	
Origin: Exotic	Type: Deciduous Broadleaf	Age: Juvenile	
DBH: 3	Height: 2m	Width: 2m	TPZ: 2m
Crown class: Symmetrical	Health: Dormant	Structure: Fair	SULE: 60+
COM ID: 1512104	Comments: Developing tree.		
<b>Tree - F090</b>		<b><i>Quercus phellos</i> , Willow Oak</b>	
Origin: Exotic	Type: Deciduous Broadleaf	Age: Juvenile	
DBH: 3	Height: 2m	Width: 2m	TPZ: 2m
Crown class: Symmetrical	Health: Dormant	Structure: Fair	SULE: 60+
COM ID: 1512103	Comments: Developing tree.		
<b>Tree - F091</b>		<b><i>Quercus phellos</i> , Willow Oak</b>	
Origin: Exotic	Type: Deciduous Broadleaf	Age: Juvenile	
DBH: 3	Height: 2m	Width: 2m	TPZ: 2m
Crown class: Symmetrical	Health: Dormant	Structure: Fair	SULE: 60+
COM ID: 1512101	Comments: Developing tree.		
<b>Tree - F092</b>		<b><i>Quercus phellos</i> , Willow Oak</b>	
Origin: Exotic	Type: Deciduous Broadleaf	Age: Juvenile	
DBH: 3	Height: 2m	Width: 2m	TPZ: 2m
Crown class: Symmetrical	Health: Dormant	Structure: Fair	SULE: 60+
COM ID: 1512100	Comments: Developing tree,		
<b>Tree - F093</b>		<b><i>Ulmus glabra</i> 'Lutescens', Golden Wych Elm</b>	
Origin: Exotic	Type: Deciduous Broadleaf	Age: Mature	
DBH: 47	Height: 12m	Width: 16m	TPZ: 5.6m
Crown class: Symmetrical	Health: Dormant	Structure: Fair	SULE: 31-60
COM ID: 1035933	Comments: Multiple attachments at 1.5 - 1.8m.		
<b>Tree - F094</b>		<b><i>Ficus macrophylla</i> , Moreton Bay Fig</b>	
Origin: Australian Native	Type: Evergreen Broadleaf	Age:	
DBH: 131	Height: 0m	Width: 0m	TPZ: 15m
Crown class:	Health:	Structure:	SULE:
COM ID: 1035789	Comments: Difficult to determine correct tree		
<b>Tree - F095</b>		<b><i>Ficus macrophylla</i> , Moreton Bay Fig</b>	
Origin: Australian Native	Type: Evergreen Broadleaf	Age:	
DBH: 72	Height: 0m	Width: 0m	TPZ: 8.6m
Crown class:	Health:	Structure:	SULE:
COM ID: 1035791	Comments: Difficult to determine correct tree		
<b>Tree - F096</b>		<b><i>Ficus macrophylla</i> , Moreton Bay Fig</b>	
Origin: Australian Native	Type: Evergreen Broadleaf	Age:	
DBH: 115	Height: 0m	Width: 0m	TPZ: 13.8m
Crown class:	Health:	Structure:	SULE:
COM ID: 1035797	Comments: Difficult to determine correct tree		

<b>Tree - F097</b>		<b><i>Ulmus procera</i> , English Elm</b>	
Origin: Exotic	Type: Deciduous Broadleaf		Age: Mature
DBH: 111	Height: 26m	Width: 23m	TPZ: 13.3m
Crown class: Symmetrical	Health: Dormant	Structure: Fair-Poor	SULE: 11-20
COM ID: 1035840	Comments: Decay in pruning wound at 1.8m (south). Cavity in trunk at 1.8m (north-east).		
<b>Tree - F098</b>		<b><i>Quercus cerris</i> , Turkey Oak</b>	
Origin: Exotic	Type: Deciduous Broadleaf		Age: Semi-mature
DBH: 31	Height: 9m	Width: 6m	TPZ: 3.7m
Crown class: Symmetrical	Health: Dormant	Structure: Fair	SULE: 6-10
COM ID: 1035841	Comments: Reassess SULE in spring. Multiple attachments at 1.6m.		
<b>Tree - F099</b>		<b><i>Corymbia citriodora</i> , Lemon-scented Gum</b>	
Origin: Australian Native	Type: Evergreen Broadleaf		Age: Mature
DBH: 105	Height: 26m	Width: 24m	TPZ: 12.6m
Crown class: Symmetrical	Health: Fair	Structure: Fair-Poor	SULE: 31-60
COM ID: 1066926	Comments: Extended branches. Large specimen. Evidence of branch failure in north-east crown.		
<b>Tree - F100</b>		<b><i>Quercus suber</i> , Cork Oak</b>	
Origin: Exotic	Type: Evergreen Broadleaf		Age: Juvenile
DBH: 2	Height: 2m	Width: 1m	TPZ: 2m
Crown class: Symmetrical	Health: Fair	Structure: Fair	SULE: 21-30
COM ID: 1458031	Comments: Wound low on trunk (south-west). Developing tree.		
<b>Tree - F101</b>		<b><i>Liquidambar styraciflua</i> , Liquidamber</b>	
Origin: Exotic	Type: Deciduous Broadleaf		Age: Semi-mature
DBH: 43	Height: 14m	Width: 10m	TPZ: 5.2m
Crown class: Symmetrical	Health: Dormant	Structure: Fair	SULE: 0
COM ID: 1035837	Comments: Large conk at base (north-east). Large girdling root.		
<b>Tree - F102</b>		<b><i>Ulmus glabra</i> 'Lutescens', Golden Wych Elm</b>	
Origin: Exotic	Type: Deciduous Broadleaf		Age: Mature
DBH: 64	Height: 14m	Width: 18m	TPZ: 7.7m
Crown class: Symmetrical	Health: Dormant	Structure: Fair-Poor	SULE: 31-60
COM ID: 1035836	Comments: Exposed roots. Girdling roots. Multiple attachments at 1.6 - 1.8m.		
<b>Tree - F103</b>		<b><i>Quercus sp.</i> , Oak</b>	
Origin: Exotic	Type: Evergreen Broadleaf		Age: Mature
DBH: 78	Height: 15m	Width: 23m	TPZ: 9.4m
Crown class: Symmetrical	Health: Dormant	Structure: Fair	SULE: 21-30
COM ID: 1035843	Comments: Large, low hanging canopy. Exposed roots.		
<b>Tree - F104</b>		<b><i>Ulmus minor</i> 'Variegata', Variegated Elm</b>	
Origin: Exotic	Type: Deciduous Broadleaf		Age: Semi-mature
DBH: 52	Height: 20m	Width: 15m	TPZ: 6.2m
Crown class: Symmetrical	Health: Dormant	Structure: Fair-Poor	SULE: 1-5
COM ID: 1035845	Comments: Reassess SULE in spring. Codominant from 2m with eastern scaffold failed.		

<b>Tree - F105</b>		<b><i>Ulmus procera</i> , English Elm</b>	
Origin: Exotic	Type: Deciduous Broadleaf	Age: Over mature	
DBH: 101	Height: 20m	Width: 23m	TPZ: 12.1m
Crown class: Symmetrical	Health: Dormant	Structure: Fair	SULE: 6-10
COM ID: 1035846	Comments: Large branch failed (north). Exposed roots.		
<b>Tree - F106</b>		<b><i>Eucalyptus camaldulensis</i> , River Red Gum</b>	
Origin: Melbourne	Type: Evergreen Broadleaf	Age: Semi-mature	
DBH: 47	Height: 18m	Width: 13m	TPZ: 5.6m
Crown class: Symmetrical	Health: Fair	Structure: Fair	SULE: 31-60
COM ID: 1035847	Comments: Growth lean to south. Codominant from 8m.		
<b>Tree - F107</b>		<b><i>Eucalyptus camaldulensis</i> , River Red Gum</b>	
Origin: Melbourne	Type: Evergreen Broadleaf	Age: Semi-mature	
DBH: 66	Height: 16m	Width: 15m	TPZ: 7.9m
Crown class: Symmetrical	Health: Fair	Structure: Fair	SULE: 31-60
COM ID: 1035848	Comments: Growth lean to south-west. Small deadwood.		
<b>Tree - F108</b>		<b><i>Schinus areira</i> , Peppercorn Tree</b>	
Origin: Exotic	Type: Evergreen Broadleaf	Age: Semi-mature	
DBH: 55	Height: 10m	Width: 12m	TPZ: 6.6m
Crown class: Asymmetrical	Health: Fair	Structure: Poor	SULE: 11-20
COM ID: 1035849	Comments: Canopy suppressed to east by figs. Gnarled growth. Large branch failure. Growth lean to east.		
<b>Tree - F109</b>		<b><i>Eucalyptus cladocalyx</i> , Sugar Gum</b>	
Origin: Australian Native	Type: Evergreen Broadleaf	Age: Mature	
DBH: 132	Height: 26m	Width: 22m	TPZ: 15m
Crown class: Symmetrical	Health: Fair	Structure: Fair	SULE: 21-30
COM ID: 1035850	Comments: Large tree. Large tract decay lower limb with bees nest at base where branch has filed. Decay in branch stub leading off lower northern branch.		
<b>Tree - F110</b>		<b><i>Syzygium floribundum</i> , Weeping Lilly Pilly</b>	
Origin: Australian Native	Type: Evergreen Broadleaf	Age:	
DBH: 32	Height: 0m	Width: 0m	TPZ: m
Crown class:	Health:	Structure:	SULE:
COM ID: 1035851	Comments: Missing tree		
<b>Tree - F111</b>		<b><i>Ficus macrophylla</i> , Moreton Bay Fig</b>	
Origin: Australian Native	Type: Evergreen Broadleaf	Age: Mature	
DBH: 201 Measured low	Height: 23m	Width: 26m	TPZ: 15m
Crown class: Symmetrical	Health: Fair	Structure: Poor	SULE: 31-60
COM ID: 1035853	Comments: Large multi-stemmed tree		
<b>Tree - F112</b>		<b><i>Ficus macrophylla</i> , Moreton Bay Fig</b>	
Origin: Australian Native	Type: Evergreen Broadleaf	Age: Mature	
DBH: 310	Height: 22m	Width: 25m	TPZ: 15m
Crown class: Symmetrical	Health: Fair	Structure: Poor	SULE: 31-60
COM ID: 1035852	Comments: Large multi-stemmed tree		



<b>Tree - F113</b>		<b><i>Ficus macrophylla</i> , Moreton Bay Fig</b>	
Origin: Australian Native	Type: Evergreen Broadleaf	Age: Mature	
DBH: 120, 102	Height: 22m	Width: 25m	TPZ: 15m
Crown class: Symmetrical	Health: Fair	Structure: Poor	SULE: 31-60
COM ID: 1035854	Comments: Large multi-stemmed tree		
<b>Tree - F114</b>		<b><i>Ficus macrophylla</i> , Moreton Bay Fig</b>	
Origin: Australian Native	Type: Evergreen Broadleaf	Age: Mature	
DBH: 193	Height: 22m	Width: 25m	TPZ: 15m
Crown class: Symmetrical	Health: Fair	Structure: Poor	SULE: 31-60
COM ID: 1035855	Comments: Large multistemmed tree		
<b>Tree - F115</b>		<b><i>Ulmus procera</i> , English Elm</b>	
Origin: Exotic	Type: Deciduous Broadleaf	Age: Juvenile	
DBH: 2	Height: 2m	Width: 1m	TPZ: 2m
Crown class: Symmetrical	Health: Dormant	Structure: Fair	SULE: 60+
COM ID: 1518957	Comments: new tree		
<b>Tree - F116</b>		<b><i>Ulmus procera</i> , English Elm</b>	
Origin: Exotic	Type: Deciduous Broadleaf	Age: Over mature	
DBH: 82	Height: 18m	Width: 13m	TPZ: 9.8m
Crown class: Symmetrical	Health: Dormant	Structure: Fair-Poor	SULE: 1-5
COM ID: 1035705	Comments: Cavities in old pruning wounds. 1035706, 1070901, 1035699, 103570, 1035697, 1035710, 1035696, 1035694, 1035713, 1035693, 1035714, 1035691, 1035715, 1035716, 1035690, 1035717, 1069317, 1035688, 1035719, 1035687, 1035720, 1035686 all assessed as group with similar characteristics.		
<b>Tree - F117</b>		<b><i>Ulmus procera</i> , English Elm</b>	
Origin: Exotic	Type: Deciduous Broadleaf	Age: Over mature	
DBH: 89	Height: 18m	Width: 13m	TPZ: 10.7m
Crown class: Symmetrical	Health: Dormant	Structure: Fair-Poor	SULE: 1-5
COM ID: 1035706	Comments:		
<b>Tree - F118</b>		<b><i>Ulmus sp.</i> , Elm</b>	
Origin: Exotic	Type: Deciduous Broadleaf	Age: Over mature	
DBH: 88	Height: 18m	Width: 13m	TPZ: 10.6m
Crown class: Symmetrical	Health: Dormant	Structure: Fair-Poor	SULE: 1-5
COM ID: 1070901	Comments:		
<b>Tree - F119</b>		<b><i>Ulmus procera</i> , English Elm</b>	
Origin: Exotic	Type: Deciduous Broadleaf	Age: Over mature	
DBH: 80	Height: 18m	Width: 13m	TPZ: 9.6m
Crown class: Symmetrical	Health: Dormant	Structure: Fair-Poor	SULE: 1-5
COM ID: 1035699	Comments:		
<b>Tree - F120</b>		<b><i>Ulmus procera</i> , English Elm</b>	
Origin: Exotic	Type: Deciduous Broadleaf	Age: Over mature	
DBH: 100	Height: 18m	Width: 13m	TPZ: 12m
Crown class: Symmetrical	Health: Dormant	Structure: Fair-Poor	SULE: 1-5
COM ID: 1035707	Comments:		

<b>Tree - F121</b>		<b><i>Ulmus procera</i> , English Elm</b>	
Origin: Exotic	Type: Deciduous Broadleaf	Age: Over mature	
DBH: 32	Height: 14m	Width: 10m	TPZ: 3.8m
Crown class:	Health:	Structure:	SULE: 1-5
COM ID: 1035709	Comments:		
<b>Tree - F122</b>		<b><i>Ulmus procera</i> , English Elm</b>	
Origin: Exotic	Type: Deciduous Broadleaf	Age: Over mature	
DBH: 100	Height: 14m	Width: 10m	TPZ: 12m
Crown class: Symmetrical	Health: Dormant	Structure: Fair-Poor	SULE: 1-5
COM ID: 1035697	Comments:		
<b>Tree - F123</b>		<b><i>Ulmus procera</i> , English Elm</b>	
Origin: Exotic	Type: Deciduous Broadleaf	Age: Over mature	
DBH: 87	Height: 14m	Width: 10m	TPZ: 10.4m
Crown class: Symmetrical	Health: Dormant	Structure: Fair-Poor	SULE: 1-5
COM ID: 1035710	Comments:		
<b>Tree - F124</b>		<b><i>Ulmus procera</i> , English Elm</b>	
Origin: Exotic	Type: Deciduous Broadleaf	Age: Over mature	
DBH: 104	Height: 14m	Width: 10m	TPZ: 12.5m
Crown class: Symmetrical	Health: Dormant	Structure: Fair-Poor	SULE:
COM ID: 1035696	Comments:		
<b>Tree - F125</b>		<b><i>Ulmus procera</i> , English Elm</b>	
Origin: Exotic	Type: Deciduous Broadleaf	Age: Juvenile	
DBH: 8	Height: 6m	Width: 4m	TPZ: 2m
Crown class: Symmetrical	Health: Dormant	Structure: Fair	SULE: 60+
COM ID:	Comments: New tree		
<b>Tree - F126</b>		<b><i>Ulmus procera</i> , English Elm</b>	
Origin: Exotic	Type: Deciduous Broadleaf	Age: Over mature	
DBH: 100	Height: 18m	Width: 13m	TPZ: 12m
Crown class: Symmetrical	Health: Dormant	Structure: Fair-Poor	SULE: 1-5
COM ID: 1035694	Comments:		
<b>Tree - F127</b>		<b><i>Ulmus procera</i> , English Elm</b>	
Origin: Exotic	Type: Deciduous Broadleaf	Age: Over mature	
DBH: 84	Height: 18m	Width: 13m	TPZ: 10.1m
Crown class: Symmetrical	Health: Dormant	Structure: Fair-Poor	SULE: 1-5
COM ID: 1035713	Comments:		
<b>Tree - F128</b>		<b><i>Ulmus procera</i> , English Elm</b>	
Origin: Exotic	Type: Deciduous Broadleaf	Age: Over mature	
DBH: 90	Height: 18m	Width: 13m	TPZ: 10.8m
Crown class: Symmetrical	Health: Dormant	Structure: Fair-Poor	SULE: 1-5
COM ID: 1035693	Comments:		

<b>Tree - F129</b>	<b><i>Ulmus procera</i> , English Elm</b>		
Origin: Exotic	Type: Deciduous Broadleaf	Age: Over mature	
DBH: 85	Height: 18m	Width: 13m	TPZ: 10.2m
Crown class: Symmetrical	Health: Dormant	Structure: Fair-Poor	SULE: 1-5
COM ID: 1035714	Comments:		
<b>Tree - F130</b>	<b><i>Ulmus procera</i> , English Elm</b>		
Origin: Exotic	Type: Deciduous Broadleaf	Age:	
DBH: 82	Height: 0m	Width: 0m	TPZ: m
Crown class:	Health:	Structure:	SULE:
COM ID: 1035692	Comments: (check – removed?)		
<b>Tree - F131</b>	<b><i>Ulmus procera</i> , English Elm</b>		
Origin: Exotic	Type: Deciduous Broadleaf	Age:	
DBH: 78	Height: 18m	Width: 13m	TPZ: 9.4m
Crown class: Symmetrical	Health: Dormant	Structure: Fair-Poor	SULE: 1-5
COM ID: 1035715	Comments:		
<b>Tree - F132</b>	<b><i>Ulmus procera</i> , English Elm</b>		
Origin: Exotic	Type: Deciduous Broadleaf	Age:	
DBH: 78	Height: 18m	Width: 13m	TPZ: 9.4m
Crown class: Symmetrical	Health: Dormant	Structure: Fair-Poor	SULE: 1-5
COM ID: 1035691	Comments:		
<b>Tree - F133</b>	<b><i>Ulmus procera</i> , English Elm</b>		
Origin: Exotic	Type: Deciduous Broadleaf	Age: Mature	
DBH: 69	Height: 18m	Width: 13m	TPZ: 8.3m
Crown class: Symmetrical	Health: Dormant	Structure: Fair-Poor	SULE: 1-5
COM ID: 1035716	Comments:		
<b>Tree - F134</b>	<b><i>Ulmus procera</i> , English Elm</b>		
Origin: Exotic	Type: Deciduous Broadleaf	Age: Over mature	
DBH: 88	Height: 18m	Width: 13m	TPZ: 10.6m
Crown class: Symmetrical	Health: Dormant	Structure: Fair-Poor	SULE: 1-5
COM ID: 1035690	Comments:		
<b>Tree - F135</b>	<b><i>Ulmus procera</i> , English Elm</b>		
Origin: Exotic	Type: Deciduous Broadleaf	Age: Over mature	
DBH: 79	Height: 18m	Width: 13m	TPZ: 9.5m
Crown class: Symmetrical	Health: Dormant	Structure: Fair-Poor	SULE: 1-5
COM ID: 1035717	Comments:		
<b>Tree - F136</b>	<b><i>Ulmus procera</i> , English Elm</b>		
Origin: Exotic	Type: Deciduous Broadleaf	Age: Over mature	
DBH: 72	Height: 18m	Width: 13m	TPZ: 8.6m
Crown class: Symmetrical	Health: Dormant	Structure: Fair-Poor	SULE: 1-5
COM ID: 1069317	Comments:		

<b>Tree - F137</b>		<b><i>Ulmus procera</i> , English Elm</b>	
Origin: Exotic	Type: Deciduous Broadleaf	Age: Over mature	
DBH: 73	Height: 18m	Width: 13m	TPZ: 8.8m
Crown class: Symmetrical	Health: Dormant	Structure: Fair-Poor	SULE: 1-5
COM ID: 1035688	Comments:		
<b>Tree - F138</b>		<b><i>Ulmus procera</i> , English Elm</b>	
Origin: Exotic	Type: Deciduous Broadleaf	Age: Over mature	
DBH: 75	Height: 18m	Width: 13m	TPZ: 9m
Crown class: Symmetrical	Health: Dormant	Structure: Fair-Poor	SULE: 1-5
COM ID: 1035719	Comments:		
<b>Tree - F139</b>		<b><i>Ulmus procera</i> , English Elm</b>	
Origin: Exotic	Type: Deciduous Broadleaf	Age: Over mature	
DBH: 75	Height: 18m	Width: 13m	TPZ: 9m
Crown class: Symmetrical	Health: Dormant	Structure: Fair-Poor	SULE: 1-5
COM ID: 1035687	Comments:		
<b>Tree - F140</b>		<b><i>Ulmus procera</i> , English Elm</b>	
Origin: Exotic	Type: Deciduous Broadleaf	Age: Over mature	
DBH: 77	Height: 18m	Width: 13m	TPZ: 9.2m
Crown class: Symmetrical	Health: Dormant	Structure: Fair-Poor	SULE: 1-5
COM ID: 1035720	Comments:		
<b>Tree - F141</b>		<b><i>Ulmus procera</i> , English Elm</b>	
Origin: Exotic	Type: Deciduous Broadleaf	Age: Mature	
DBH: 59	Height: 18m	Width: 13m	TPZ: 7.1m
Crown class: Symmetrical	Health: Dormant	Structure: Fair-Poor	SULE: 1-5
COM ID: 1035686	Comments:		
<b>Tree - F142</b>		<b><i>Ulmus sp.</i> , Elm</b>	
Origin: Exotic	Type: Deciduous Broadleaf	Age: Mature	
DBH: 57	Height: 0m	Width: 0m	TPZ: m
Crown class:	Health:	Structure:	SULE:
COM ID: 1035685	Comments: Removed.		
<b>Tree - F143</b>		<b><i>Ulmus procera</i> , English Elm</b>	
Origin: Exotic	Type: Deciduous Broadleaf	Age: Over mature	
DBH: 84	Height: 23m	Width: 13m	TPZ: 10.1m
Crown class: Symmetrical	Health: Dormant	Structure: Fair-Poor	SULE: 1-5
COM ID: 1518252	Comments:		
<b>Tree - F144</b>		<b><i>Ficus macrophylla</i> , Moreton Bay Fig</b>	
Origin: Australian Native	Type: Evergreen Broadleaf	Age: Mature	
DBH: 96	Height: 15m	Width: 18m	TPZ: 11.5m
Crown class: Symmetrical	Health: Fair	Structure: Fair-Poor	SULE: 6-10
COM ID: 1035682	Comments: Decay in base.		

<b>Tree - F145</b>		<b><i>Corymbia maculata</i> , Spotted Gum</b>	
Origin: Victoria	Type: Evergreen Broadleaf	Age: Mature	
DBH: 68	Height: 30m	Width: 14m	TPZ: 8.2m
Crown class: Symmetrical	Health: Fair-Good	Structure: Fair-Poor	SULE: 31-60
COM ID: 1035681	Comments: Girdling roots. Codominant from 6m.		
<b>Tree - F146</b>		<b><i>Corymbia maculata</i> , Spotted Gum</b>	
Origin: Victoria	Type: Evergreen Broadleaf	Age: Mature	
DBH: 58	Height: 25m	Width: 14m	TPZ: 7m
Crown class: Symmetrical	Health: Fair	Structure: Fair	SULE: 31-60
COM ID: 1035680	Comments: Fine tree.		
<b>Tree - F147</b>		<b><i>Corymbia maculata</i> , Spotted Gum</b>	
Origin: Victoria	Type: Evergreen Broadleaf	Age: Juvenile	
DBH: 10	Height: 7m	Width: 4m	TPZ: 2m
Crown class: Symmetrical	Health: Fair	Structure: Fair	SULE: 60+
COM ID: 1069035	Comments: Developing tree		
<b>Tree - F148</b>		<b><i>Corymbia maculata</i> , Spotted Gum</b>	
Origin: Victoria	Type: Evergreen Broadleaf	Age: Mature	
DBH: 77	Height: 30m	Width: 20m	TPZ: 9.2m
Crown class: Symmetrical	Health: Fair	Structure: Fair	SULE: 31-60
COM ID: 1035678	Comments: Some extended branching.		
<b>Tree - F149</b>		<b><i>Eucalyptus leucoxylon</i> , Yellow Gum</b>	
Origin: Melbourne	Type: Evergreen Broadleaf	Age: Juvenile	
DBH: 5	Height: 4m	Width: 3m	TPZ: 2m
Crown class: Symmetrical	Health: Fair	Structure: Fair-Poor	SULE: 1-5
COM ID: 1068038	Comments: Growth lean to east.		
<b>Tree - F150</b>		<b><i>Corymbia maculata</i> , Spotted Gum</b>	
Origin: Victoria	Type: Evergreen Broadleaf	Age: Juvenile	
DBH: 6	Height: 6m	Width: 3m	TPZ: 2m
Crown class: Symmetrical	Health: Fair	Structure: Fair	SULE: 0
COM ID: 1069040	Comments: Growth lean to south. Wound at base.		
<b>Tree - F151</b>		<b><i>Ficus rubiginosa</i> , Port Jackson Fig</b>	
Origin: Australian Native	Type: Evergreen Broadleaf	Age: Juvenile	
DBH: 2	Height: 1m	Width: 1m	TPZ: 2m
Crown class: Symmetrical	Health: Fair-Good	Structure: Fair-Good	SULE: 60+
COM ID: 1057997	Comments: Replacement tree.		
<b>Tree - F152</b>		<b><i>Ficus rubiginosa</i> , Port Jackson Fig</b>	
Origin: Australian Native	Type: Evergreen Broadleaf	Age: Juvenile	
DBH: 2	Height: 1m	Width: 1m	TPZ: 2m
Crown class: Symmetrical	Health: Fair-Good	Structure: Fair-Good	SULE: 60+
COM ID: 1557996	Comments: Developing tree.		



<b>Tree - F153</b>		<b><i>Ficus rubiginosa</i> , Port Jackson Fig</b>	
Origin: Australian Native	Type: Evergreen Broadleaf	Age: Juvenile	
DBH: 2	Height: 1m	Width: 1m	TPZ: 2m
Crown class: Symmetrical	Health: Fair-Good	Structure: Fair-Good	SULE: 60+
COM ID: 1557998	Comments: Developing tree.		
<b>Tree - F154</b>		<b><i>Ficus macrophylla</i> , Moreton Bay Fig</b>	
Origin: Australian Native	Type: Evergreen Broadleaf	Age: Mature	
DBH: 63	Height: 13m	Width: 13m	TPZ: 7.6m
Crown class: Symmetrical	Health: Fair-Poor	Structure: Fair-Poor	SULE: 1-5
COM ID: 1035721	Comments: Sparse, yellowing canopy. Deadwood. Flaking bark.		
<b>Tree - F155</b>		<b><i>Taxodium distichum</i> , Deciduous Swamp Cypress</b>	
Origin: Exotic	Type: Deciduous Conifer	Age: Juvenile	
DBH: 2	Height: 2m	Width: 1m	TPZ: 2m
Crown class: Symmetrical	Health: Dormant	Structure: Fair-Good	SULE: 60+
COM ID: 1557993	Comments: Developing tree.		
<b>Tree - F156</b>		<b><i>Taxodium distichum</i> , Deciduous Swamp Cypress</b>	
Origin: Exotic	Type: Deciduous Conifer	Age: Juvenile	
DBH: 2	Height: 2m	Width: 1m	TPZ: 2m
Crown class: Symmetrical	Health: Dormant	Structure: Fair-Good	SULE: 60+
COM ID: 1557994	Comments: Developing tree.		
<b>Tree - F157</b>		<b><i>Taxodium distichum</i> , Deciduous Swamp Cypress</b>	
Origin: Exotic	Type: Deciduous Conifer	Age: Juvenile	
DBH: 2	Height: 2m	Width: 1m	TPZ: 2m
Crown class: Symmetrical	Health: Dormant	Structure: Fair-Good	SULE: 60+
COM ID: 1557995	Comments: Developing tree.		
<b>Tree - F158</b>		<b><i>Quercus palustris</i> , Pin Oak</b>	
Origin: Exotic	Type: Deciduous Broadleaf	Age: Semi-mature	
DBH: 19	Height: 8m	Width: 7m	TPZ: 2.3m
Crown class: Symmetrical	Health: Dormant	Structure: Fair	SULE: 11-20
COM ID: 1035810	Comments:		
<b>Tree - F159</b>		<b><i>Quercus palustris</i> , Pin Oak</b>	
Origin: Exotic	Type: Deciduous Broadleaf	Age: Semi-mature	
DBH: 32	Height: 13m	Width: 11m	TPZ: 3.8m
Crown class: Symmetrical	Health: Dormant	Structure: Fair	SULE: 31-60
COM ID: 1035809	Comments: Largest tree in row. Codominant from 5m.		
<b>Tree - F160</b>		<b><i>Quercus palustris</i> , Pin Oak</b>	
Origin: Exotic	Type: Deciduous Broadleaf	Age: Semi-mature	
DBH: 22	Height: 8m	Width: 8m	TPZ: 2.6m
Crown class: Symmetrical	Health: Dormant	Structure: Fair	SULE: 31-60
COM ID: 1035811	Comments:		

<b>Tree - F161</b>		<b><i>Quercus palustris</i> , Pin Oak</b>	
Origin: Exotic	Type: Deciduous Broadleaf	Age: Semi-mature	
DBH: 34	Height: 10m	Width: 10m	TPZ: 4.1m
Crown class: Symmetrical	Health: Dormant	Structure: Fair	SULE: 31-60
COM ID: 1035812	Comments:		
<b>Tree - F162</b>		<b><i>Quercus palustris</i> , Pin Oak</b>	
Origin: Exotic	Type: Deciduous Broadleaf	Age: Semi-mature	
DBH: 30	Height: 10m	Width: 9m	TPZ: 3.6m
Crown class: Symmetrical	Health: Dormant	Structure: Fair-Good	SULE: 21-30
COM ID: 1035813	Comments: Developing tree.		
<b>Tree - F163</b>		<b><i>Angophora costata</i> , Sydney Red Gum</b>	
Origin: Australian Native	Type: Evergreen Broadleaf	Age: Juvenile	
DBH: 3	Height: 2m	Width: 1m	TPZ: 2m
Crown class: Symmetrical	Health: Fair	Structure: Fair	SULE: 60+
COM ID: 1564789	Comments: new tree		
<b>Tree - F164</b>		<b><i>Angophora costata</i> , Sydney Red Gum</b>	
Origin: Australian Native	Type: Evergreen Broadleaf	Age: Juvenile	
DBH: 3	Height: 2m	Width: 1m	TPZ: 2m
Crown class: Symmetrical	Health: Fair	Structure: Fair	SULE: 60+
COM ID: 1564790	Comments: new tree		
<b>Tree - F165</b>		<b><i>Eucalyptus sp.</i> , Eucalypt</b>	
Origin: Australian Native	Type: Evergreen Broadleaf	Age: Juvenile	
DBH: 4	Height: 3m	Width: 2m	TPZ: 2m
Crown class: Symmetrical	Health: Fair	Structure: Fair	SULE: 60+
COM ID: 1559077	Comments: new tree		
<b>Tree - F166</b>		<b><i>Ulmus sp.</i> , Elm</b>	
Origin: Exotic	Type: Deciduous Broadleaf	Age: Juvenile	
DBH: 2	Height: 2m	Width: 1m	TPZ: 2m
Crown class: Symmetrical	Health: Fair	Structure: Fair	SULE: 60+
COM ID: 1518252	Comments: new tree		
<b>Tree - F167</b>		<b><i>Quercus coccinea</i> , Scarlet Oak</b>	
Origin: Exotic	Type: Deciduous Broadleaf	Age: Juvenile	
DBH: 1	Height: 1m	Width: 1m	TPZ: 2m
Crown class: Symmetrical	Health: Dormant	Structure: Fair	SULE: 60+
COM ID: 1583239	Comments: new tree		
<b>Tree - F168</b>		<b><i>Quercus coccinea</i> , Scarlet Oak</b>	
Origin: Exotic	Type: Deciduous Broadleaf	Age: Juvenile	
DBH: 4	Height: 3m	Width: 2m	TPZ: 2m
Crown class: Symmetrical	Health: Dormant	Structure: Fair	SULE: 60+
COM ID: 1583239	Comments: new tree		

<b>Tree - F168</b>		<b><i>Quercus coccinea</i> , Scarlet Oak</b>	
Origin: Exotic	Type: Deciduous Broadleaf		Age: Juvenile
DBH: 4	Height: 3m	Width: 2m	TPZ: 2m
Crown class: Symmetrical	Health: Dormant	Structure: Fair	SULE: 60+
COM ID: 1069651	Comments: new tree		
<b>Tree - F169</b>		<b><i>Corymbia citriodora</i> , Lemon-scented Gum</b>	
Origin: Australian Native	Type: Evergreen Broadleaf		Age: Mature
DBH: 117	Height: 22m	Width: 18m	TPZ: 14m
Crown class: Symmetrical	Health: Fair-Good	Structure: Fair	SULE: 31-60
COM ID: 1035864	Comments: High value tree		
<b>Tree - F170</b>		<b><i>Acer sp.</i> , Maple</b>	
Origin: Exotic	Type: Deciduous Broadleaf		Age: Mature
DBH: 92	Height: 16m	Width: 18m	TPZ: 11m
Crown class: Symmetrical	Health: Dormant	Structure: Fair-Good	SULE: 31-60
COM ID: 1035869	Comments:		
<b>Tree - F171</b>		<b><i>Phoenix canariensis</i> , Canary Island Date Palm</b>	
Origin: Exotic	Type: Evergreen Palm		Age: Mature
DBH: 73	Height: 14m	Width: 6m	TPZ: 4.0m
Crown class: Symmetrical	Health: Fair-Good	Structure: Fair-Good	SULE: 31-60
COM ID: 1035865	Comments:		
<b>Tree - F172</b>		<b><i>Phoenix canariensis</i> , Canary Island Date Palm</b>	
Origin: Exotic	Type: Evergreen Palm		Age: Mature
DBH: 70	Height: 15m	Width: 6m	TPZ: 4.0m
Crown class: Symmetrical	Health: Fair-Good	Structure: Fair-Good	SULE: 31-60
COM ID: 1035866	Comments:		
<b>Tree - F173</b>		<b><i>Casuarina cunninghamiana</i> , River She-oak</b>	
Origin: Australian Native	Type: Evergreen Broadleaf		Age: Mature
DBH: 55	Height: 19m	Width: 12m	TPZ: 6.6m
Crown class: Symmetrical	Health: Fair-Good	Structure:	SULE: 21-30
COM ID: 1035867	Comments: Thick branchlets		
<b>Tree - F174</b>		<b><i>Ulmus glabra</i> 'Lutescens', Golden Wych Elm</b>	
Origin: Exotic	Type: Deciduous Broadleaf		Age: Semi-mature
DBH: 40	Height: 11m	Width: 11m	TPZ: 4.8m
Crown class: Symmetrical	Health: Dormant	Structure: Fair-Good	SULE: 31-60
COM ID: 1035931	Comments:		
<b>Tree - F175</b>		<b><i>Ulmus glabra</i> 'Lutescens', Golden Wych Elm</b>	
Origin: Exotic	Type: Deciduous Broadleaf		Age: Semi-mature
DBH: 54	Height: 14m	Width: 16m	TPZ: 6.5m
Crown class: Symmetrical	Health: Dormant	Structure: Fair	SULE: 31-60
COM ID: 1035932	Comments:		

<b>Tree - F176</b>		<b><i>Quercus phellos</i> , Willow Oak</b>	
Origin: Exotic	Type: Deciduous Broadleaf	Age: Juvenile	
DBH: 2	Height: 2m	Width: 1m	TPZ: 2m
Crown class: Symmetrical	Health: Dormant	Structure: Fair	SULE: 60+
COM ID: 1512102	Comments:		
<b>Tree - F177</b>		<b><i>Quercus phellos</i> , Willow Oak</b>	
Origin: Exotic	Type: Deciduous Broadleaf	Age: Juvenile	
DBH: 2	Height: 3m	Width: 2m	TPZ: 2m
Crown class: Symmetrical	Health: Dormant	Structure: Fair	SULE: 60+
COM ID: 1512099	Comments:		
<b>Tree - F178</b>		<b><i>Quercus phellos</i> , Willow Oak</b>	
Origin: Exotic	Type: Deciduous Broadleaf	Age: Juvenile	
DBH: 2	Height: 3m	Width: 2m	TPZ: 2m
Crown class: Symmetrical	Health: Dormant	Structure: Fair	SULE: 60+
COM ID: 1512098	Comments:		
<b>Tree - F179</b>		<b><i>Quercus phellos</i> , Willow Oak</b>	
Origin: Exotic	Type: Deciduous Broadleaf	Age: Juvenile	
DBH: 2	Height: 3m	Width: 2m	TPZ: 2m
Crown class: Symmetrical	Health: Dormant	Structure: Fair	SULE: 60+
COM ID: 1512095	Comments:		
<b>Tree - F180</b>		<b><i>Quercus phellos</i> , Willow Oak</b>	
Origin: Exotic	Type: Deciduous Broadleaf	Age: Juvenile	
DBH: 2	Height: 4m	Width: 3m	TPZ: 2m
Crown class: Symmetrical	Health: Dormant	Structure: Fair	SULE: 60+
COM ID: 1512094	Comments:		
<b>Tree - F181</b>		<b><i>Quercus phellos</i> , Willow Oak</b>	
Origin: Exotic	Type: Deciduous Broadleaf	Age: Juvenile	
DBH: 2	Height: 4m	Width: 2m	TPZ: 2m
Crown class: Symmetrical	Health: Dormant	Structure: Fair	SULE: 60+
COM ID: 1512091	Comments:		
<b>Tree - F182</b>		<b><i>Quercus phellos</i> , Willow Oak</b>	
Origin: Exotic	Type: Deciduous Broadleaf	Age: Juvenile	
DBH: 2	Height: 5m	Width: 3m	TPZ: 2m
Crown class: Symmetrical	Health: Dormant	Structure: Fair	SULE: 60+
COM ID: 1512090	Comments:		
<b>Tree - F183</b>		<b><i>Quercus phellos</i> , Willow Oak</b>	
Origin: Exotic	Type: Deciduous Broadleaf	Age: Juvenile	
DBH: 2	Height: 3m	Width: 2m	TPZ: 2m
Crown class: Symmetrical	Health: Dormant	Structure: Fair	SULE: 60+
COM ID: 1512087	Comments:		

<b>Tree - F184</b>		<b><i>Quercus phellos</i> , Willow Oak</b>	
Origin: Exotic	Type: Deciduous Broadleaf	Age: Juvenile	
DBH: 2	Height: 3m	Width: 2m	TPZ: 2m
Crown class: Symmetrical	Health: Dormant	Structure: Fair	SULE: 60+
COM ID: 1512086	Comments:		
<b>Tree - F185</b>		<b><i>Quercus phellos</i> , Willow Oak</b>	
Origin: Exotic	Type: Deciduous Broadleaf	Age: Juvenile	
DBH: 2	Height: 4m	Width: 3m	TPZ: 2m
Crown class: Symmetrical	Health: Dormant	Structure: Fair	SULE: 60+
COM ID: 1511802	Comments:		
<b>Tree - F186</b>		<b><i>Quercus phellos</i> , Willow Oak</b>	
Origin: Exotic	Type: Deciduous Broadleaf	Age: Juvenile	
DBH: 2	Height: 3m	Width: 2m	TPZ: 2m
Crown class: Symmetrical	Health: Dormant	Structure: Fair	SULE: 60+
COM ID: 1511803	Comments:		
<b>Tree - F187</b>		<b><i>Quercus phellos</i> , Willow Oak</b>	
Origin: Exotic	Type: Deciduous Broadleaf	Age: Juvenile	
DBH: 2	Height: 3m	Width: 2m	TPZ: 2m
Crown class: Symmetrical	Health: Dormant	Structure: Fair	SULE: 60+
COM ID: 1511804	Comments:		
<b>Tree - F188</b>		<b><i>Quercus phellos</i> , Willow Oak</b>	
Origin: Exotic	Type: Deciduous Broadleaf	Age: Juvenile	
DBH: 2	Height: 4m	Width: 2m	TPZ: 2m
Crown class: Symmetrical	Health: Dormant	Structure: Fair	SULE: 60+
COM ID: 1511805	Comments:		
<b>Tree - F189</b>		<b><i>Quercus phellos</i> , Willow Oak</b>	
Origin: Exotic	Type: Deciduous Broadleaf	Age: Juvenile	
DBH: 2	Height: 4m	Width: 1m	TPZ: 2m
Crown class: Symmetrical	Health: Dormant	Structure: Fair-Poor	SULE: 60+
COM ID: 1518196	Comments:		
<b>Tree - F190</b>		<b><i>Quercus phellos</i> , Willow Oak</b>	
Origin: Exotic	Type: Deciduous Broadleaf	Age: Juvenile	
DBH: 2	Height: 4m	Width: 1m	TPZ: 2m
Crown class: Symmetrical	Health: Dormant	Structure: Fair	SULE: 60+
COM ID: 1512079	Comments:		
<b>Tree - F191</b>		<b><i>Quercus phellos</i> , Willow Oak</b>	
Origin: Exotic	Type: Deciduous Broadleaf	Age: Juvenile	
DBH: 2	Height: 4m	Width: 1m	TPZ: 2m
Crown class: Symmetrical	Health: Dormant	Structure: Fair	SULE: 60+
COM ID: 1512078	Comments:		



<b>Tree - F192</b>		<b><i>Quercus phellos</i> , Willow Oak</b>	
Origin: Exotic	Type: Deciduous Broadleaf	Age: Juvenile	
DBH: 2	Height: 4m	Width: 2m	TPZ: 2m
Crown class: Symmetrical	Health: Dormant	Structure: Fair	SULE: 60+
COM ID: 1511806	Comments:		
<b>Tree - F193</b>		<b><i>Fraxinus excelsior</i> 'Aurea', Golden Ash</b>	
Origin: Exotic	Type: Deciduous Broadleaf	Age: Mature	
DBH: 40	Height: 9m	Width: 6m	TPZ: 4.8m
Crown class: Symmetrical	Health: Dormant	Structure: Fair	SULE: 21-30
COM ID: 1035922	Comments:		
<b>Tree - F194</b>		<b><i>Quercus palustris</i> , Pin Oak</b>	
Origin: Exotic	Type: Deciduous Broadleaf	Age: Mature	
DBH: 65	Height: 16m	Width: 18m	TPZ: 7.8m
Crown class: Symmetrical	Health: Dormant	Structure: Fair-Good	SULE: 31-60
COM ID: 1035860	Comments:		
<b>Tree - F195</b>		<b><i>Phoenix canariensis</i> , Canary Island Date Palm</b>	
Origin: Exotic	Type: Evergreen Palm	Age: Mature	
DBH: 70	Height: 15m	Width: 6m	TPZ: 4.0m
Crown class: Symmetrical	Health: Fair-Good	Structure: Fair-Good	SULE: 31-60
COM ID: 1035861	Comments:		
<b>Tree - F196</b>		<b><i>Phoenix canariensis</i> , Canary Island Date Palm</b>	
Origin: Exotic	Type: Evergreen Palm	Age: Mature	
DBH: 70	Height: 14m	Width: 6m	TPZ: 4.0m
Crown class: Symmetrical	Health: Fair-Good	Structure: Fair-Good	SULE: 31-60
COM ID: 1035862	Comments:		
<b>Tree - F197</b>		<b><i>Quercus palustris</i> , Pin Oak</b>	
Origin: Exotic	Type: Deciduous Broadleaf	Age: Mature	
DBH: 46	Height: 16m	Width: 16m	TPZ: 5.5m
Crown class: Symmetrical	Health: Dormant	Structure: Fair-Good	SULE: 31-60
COM ID: 1035863	Comments:		
<b>Tree - F198</b>		<b><i>Ulmus sp.</i> , Elm</b>	
Origin: Exotic	Type: Deciduous Broadleaf	Age: Over mature	
DBH: 103	Height: 19m	Width: 17m	TPZ: 12.4m
Crown class: Symmetrical	Health: Dormant	Structure: Fair	SULE: 11-20
COM ID: 1029024	Comments: Some branch cavities. Suckering at base		
<b>Tree - F199</b>		<b><i>Ulmus sp.</i> , Elm</b>	
Origin: Exotic	Type: Deciduous Broadleaf	Age: Over mature	
DBH: 90	Height: 19m	Width: 13m	TPZ: 10.8m
Crown class: Symmetrical	Health: Dormant	Structure: Fair	SULE: 6-10
COM ID: 1029023	Comments: Extensive epicormics		

<b>Tree - F200</b>	<b><i>Ulmus sp.</i> , Elm</b>		
Origin: Exotic	Type: Deciduous Broadleaf	Age: Over mature	
DBH: 130	Height: 22m	Width: 10m	TPZ: 15m
Crown class: Symmetrical	Health: Dormant	Structure: Fair	SULE: 11-20
COM ID: 1035917- 1035977	Comments: Row within north south Elm Avenue for tree protection. Width is crown projection over cons site.		
<b>Tree - F201</b>	<b><i>Fraxinus excelsior</i> 'Aurea', Golden Ash</b>		
Origin: Exotic	Type: Deciduous Broadleaf	Age: Juvenile	
DBH: 7	Height: 3m	Width: 2m	TPZ: 2m
Crown class: Symmetrical	Health: Dormant	Structure: Fair	SULE: 31-60
COM ID: 1035970	Comments:		
<b>Tree - F202</b>	<b><i>Quercus canariensis</i> , Algerian Oak</b>		
Origin: Exotic	Type: Semi-deciduous Broadleaf	Age: Juvenile	
DBH: 4	Height: 4m	Width: 2m	TPZ: 2m
Crown class: Symmetrical	Health: Fair-Good	Structure: Fair	SULE: 60+
COM ID: 1558037	Comments:		
<b>Tree - F203</b>	<b><i>Quercus robur</i> , English Oak</b>		
Origin: Exotic	Type: Deciduous Broadleaf	Age: Juvenile	
DBH: 3	Height: 4m	Width: 2m	TPZ: 2m
Crown class: Symmetrical	Health: Fair-Good	Structure: Fair	SULE: 60+
COM ID: 1558036	Comments:		
<b>Tree - F204</b>	<b><i>Quercus cerris</i> , Turkey Oak</b>		
Origin: Exotic	Type: Deciduous Broadleaf	Age: Juvenile	
DBH: 4	Height: 3m	Width: 2m	TPZ: 2m
Crown class: Symmetrical	Health: Fair	Structure: Fair	SULE: 60+
COM ID: 1558035	Comments:		
<b>Tree - F205</b>	<b><i>Fraxinus excelsior</i> 'Aurea', Golden Ash</b>		
Origin: Exotic	Type: Deciduous Broadleaf	Age: Mature	
DBH: 33	Height: 13m	Width: 13m	TPZ: 4m
Crown class: Symmetrical	Health: Dormant	Structure: Fair	SULE: 21-30
COM ID: 1035966	Comments:		
<b>Tree - F206</b>	<b><i>Quercus cerris</i> , Turkey Oak</b>		
Origin: Exotic	Type: Deciduous Broadleaf	Age: Juvenile	
DBH: 3	Height: 4m	Width: 1m	TPZ: 2m
Crown class: Symmetrical	Health: Fair	Structure: Fair	SULE: 60+
COM ID: 1558034	Comments:		
<b>Tree - F207</b>	<b><i>Quercus canariensis</i> x<i>Quercus robur</i> , Hybrid Oak</b>		
Origin: Exotic	Type: Semi-deciduous Broadleaf	Age: Juvenile	
DBH: 2	Height: 3m	Width: 1m	TPZ: 2m
Crown class: Symmetrical	Health: Fair-Good	Structure: Fair	SULE: 60+
COM ID: 1558032	Comments:		

<b>Tree - F208</b>		<b><i>Quercus canariensis</i> , Algerian Oak</b>	
Origin: Exotic	Type: Semi-deciduous Broadleaf		Age: Juvenile
DBH: 2	Height: 2m	Width: 1m	TPZ: 2m
Crown class: Symmetrical	Health: Fair-Good	Structure: Fair	SULE: 60+
COM ID: 1558033	Comments:		
<b>Tree - F209</b>		<b><i>Ulmus sp.</i> , Elm</b>	
Origin: Exotic	Type: Deciduous Broadleaf		Age: Mature
DBH: 81	Height: 23m	Width: 12m	TPZ: 9.7m
Crown class: Symmetrical	Health: Dormant	Structure: Fair	SULE: 21-30
COM ID: 1035997- 1036017	Comments: Avenue to west of construction zone. Width is projection to one side		
<b>Tree - F210</b>		<b><i>Quercus phellos</i> , Willow Oak</b>	
Origin: Exotic	Type: Deciduous Broadleaf		Age: Juvenile
DBH: 2	Height: 2m	Width: 2m	TPZ: 2m
Crown class: Symmetrical	Health: Dormant	Structure: Fair-Poor	SULE: 60+
COM ID: 1512076	Comments:		
<b>Tree - F211</b>		<b><i>Quercus phellos</i> , Willow Oak</b>	
Origin: Exotic	Type: Deciduous Broadleaf		Age: Juvenile
DBH: 2	Height: 3m	Width: 2m	TPZ: 2m
Crown class: Symmetrical	Health: Dormant	Structure: Fair	SULE: 60+
COM ID: 1512077	Comments:		
<b>Tree - F212</b>		<b><i>Quercus phellos</i> , Willow Oak</b>	
Origin: Exotic	Type: Deciduous Broadleaf		Age: Juvenile
DBH: 2	Height: 4m	Width: 3m	TPZ: 2m
Crown class: Symmetrical	Health: Dormant	Structure: Fair	SULE: 60+
COM ID: 1512080	Comments:		
<b>Tree - F213</b>		<b><i>Quercus phellos</i> , Willow Oak</b>	
Origin: Exotic	Type: Deciduous Broadleaf		Age: Juvenile
DBH: 2	Height: 4m	Width: 3m	TPZ: 2m
Crown class: Symmetrical	Health: Dormant	Structure: Fair-Poor	SULE: 60+
COM ID: 1518197	Comments: Needs formative prune		
<b>Tree - F214</b>		<b><i>Quercus phellos</i> , Willow Oak</b>	
Origin: Exotic	Type: Deciduous Broadleaf		Age: Juvenile
DBH: 2	Height: 4m	Width: 3m	TPZ: 2m
Crown class: Symmetrical	Health: Dormant	Structure: Fair	SULE: 60+
COM ID: 1512081	Comments:		
<b>Tree - F215</b>		<b><i>Quercus phellos</i> , Willow Oak</b>	
Origin: Exotic	Type: Deciduous Broadleaf		Age: Juvenile
DBH: 2	Height: 3m	Width: 3m	TPZ: 2m
Crown class: Symmetrical	Health: Dormant	Structure: Fair	SULE: 60+
COM ID: 1512082	Comments:		

<b>Tree - F216</b>		<b><i>Quercus phellos</i> , Willow Oak</b>	
Origin: Exotic	Type: Deciduous Broadleaf	Age: Juvenile	
DBH: 2	Height: 3m	Width: 3m	TPZ: 2m
Crown class: Symmetrical	Health: Dormant	Structure: Fair	SULE: 60+
COM ID: 1512083	Comments:		
<b>Tree - F217</b>		<b><i>Quercus phellos</i> , Willow Oak</b>	
Origin: Exotic	Type: Deciduous Broadleaf	Age: Juvenile	
DBH: 2	Height: 3m	Width: 2m	TPZ: 2m
Crown class: Symmetrical	Health: Dormant	Structure: Fair	SULE: 60+
COM ID: 1512084	Comments:		
<b>Tree - F218</b>		<b><i>Quercus phellos</i> , Willow Oak</b>	
Origin: Exotic	Type: Deciduous Broadleaf	Age: Juvenile	
DBH: 2	Height: 3m	Width: 3m	TPZ: 2m
Crown class: Symmetrical	Health: Dormant	Structure: Fair	SULE: 60+
COM ID: 1512085	Comments:		
<b>Tree - F219</b>		<b><i>Quercus phellos</i> , Willow Oak</b>	
Origin: Exotic	Type: Deciduous Broadleaf	Age: Juvenile	
DBH: 2	Height: 4m	Width: 3m	TPZ: 2m
Crown class: Symmetrical	Health: Dormant	Structure: Fair	SULE: 60+
COM ID: 1512088	Comments:		
<b>Tree - F220</b>		<b><i>Quercus phellos</i> , Willow Oak</b>	
Origin: Exotic	Type: Deciduous Broadleaf	Age: Juvenile	
DBH: 2	Height: 5m	Width: 3m	TPZ: 2m
Crown class: Symmetrical	Health: Dormant	Structure: Fair	SULE: 60+
COM ID: 1512089	Comments:		
<b>Tree - F221</b>		<b><i>Quercus phellos</i> , Willow Oak</b>	
Origin: Exotic	Type: Deciduous Broadleaf	Age: Juvenile	
DBH: 2	Height: 4m	Width: 2m	TPZ: 2m
Crown class: Symmetrical	Health: Dormant	Structure: Fair	SULE: 60+
COM ID: 1512092	Comments:		
<b>Tree - F222</b>		<b><i>Quercus phellos</i> , Willow Oak</b>	
Origin: Exotic	Type: Deciduous Broadleaf	Age: Juvenile	
DBH: 2	Height: 2m	Width: 2m	TPZ: 2m
Crown class: Symmetrical	Health: Dormant	Structure: Fair-Poor	SULE: 60+
COM ID: 1512093	Comments:		
<b>Tree - F223</b>		<b><i>Quercus phellos</i> , Willow Oak</b>	
Origin: Exotic	Type: Deciduous Broadleaf	Age: Juvenile	
DBH: 2	Height: 3m	Width: 2m	TPZ: 2m
Crown class: Symmetrical	Health: Dormant	Structure: Fair	SULE: 60+
COM ID: 1512096	Comments:		

<b>Tree - F224</b>		<b><i>Quercus phellos</i> , Willow Oak</b>	
Origin: Exotic	Type: Deciduous Broadleaf	Age: Juvenile	
DBH: 2	Height: 3m	Width: 2m	TPZ: 2m
Crown class: Symmetrical	Health: Dormant	Structure: Fair	SULE: 60+
COM ID: 1512097	Comments:		
<b>Tree - F225</b>		<b><i>Quercus canariensis</i> , Algerian Oak</b>	
Origin: Exotic	Type: Semi-deciduous Broadleaf	Age: Juvenile	
DBH: 3	Height: 3m	Width: 2m	TPZ: 2m
Crown class: Symmetrical	Health: Fair-Good	Structure: Fair-Good	SULE: 60+
COM ID: 1564785	Comments:		
<b>Tree - F226</b>		<b><i>Quercus canariensis</i> , Algerian Oak</b>	
Origin: Exotic	Type: Semi-deciduous Broadleaf	Age: Juvenile	
DBH: 3	Height: 3m	Width: 2m	TPZ: 2m
Crown class: Symmetrical	Health: Fair-Good	Structure: Fair-Good	SULE: 60+
COM ID: 1564784	Comments:		
<b>Tree - F227</b>		<b><i>Quercus canariensis</i> , Algerian Oak</b>	
Origin: Exotic	Type: Semi-deciduous Broadleaf	Age: Juvenile	
DBH: 3	Height: 3m	Width: 2m	TPZ: 2m
Crown class: Symmetrical	Health: Fair-Good	Structure: Fair-Good	SULE: 60+
COM ID: 1564783	Comments:		
<b>Tree - F228</b>		<b><i>Quercus canariensis</i> , Algerian Oak</b>	
Origin: Exotic	Type: Semi-deciduous Broadleaf	Age: Juvenile	
DBH: 3	Height: 3m	Width: 2m	TPZ: 2m
Crown class: Symmetrical	Health: Fair-Good	Structure: Fair-Good	SULE: 60+
COM ID: 1564782	Comments:		
<b>Tree - F229</b>		<b><i>Tilia cordata</i> , Small-leaved Linden</b>	
Origin: Exotic	Type: Deciduous Broadleaf	Age: Juvenile	
DBH: 3	Height: 2m	Width: 1m	TPZ: 2m
Crown class: Symmetrical	Health: Dormant	Structure: Fair	SULE: 60+
COM ID: 1564786	Comments:		
<b>Tree - F230</b>		<b><i>Tilia cordata</i> , Small-leaved Linden</b>	
Origin: Exotic	Type: Deciduous Broadleaf	Age: Juvenile	
DBH: 3	Height: 2m	Width: 1m	TPZ: 2m
Crown class: Symmetrical	Health: Dormant	Structure: Fair	SULE: 60+
COM ID: 1564787	Comments:		
<b>Tree - F231</b>		<b><i>Quercus robur</i> , English Oak</b>	
Origin: Exotic	Type: Deciduous Broadleaf	Age: Over mature	
DBH: 89	Height: 10m	Width: 12m	TPZ: 10.7m
Crown class: Symmetrical	Health: Poor	Structure: Fair	SULE: 1-5
COM ID: 1035621	Comments: Very heavy possum browsing. Small trunk cavity.		



<b>Tree - F232</b>		<b><i>Phoenix canariensis</i> , Canary Island Date Palm</b>	
Origin: Exotic	Type: Evergreen Palm		Age: Mature
DBH: 70	Height: 14m	Width: 6m	TPZ: 4.0m
Crown class: Symmetrical	Health: Fair-Good	Structure: Fair-Good	SULE: 31-60
COM ID: 1035622	Comments:		
<b>Tree - F233</b>		<b><i>Quercus palustris</i> , Pin Oak</b>	
Origin: Exotic	Type: Deciduous Broadleaf		Age: Mature
DBH: 53	Height: 15m	Width: 12m	TPZ: 6.4m
Crown class: Symmetrical	Health: Dormant	Structure: Fair	SULE: 31-60
COM ID: 1035623	Comments:		
<b>Tree - F234</b>		<b><i>Phoenix canariensis</i> , Canary Island Date Palm</b>	
Origin: Exotic	Type: Evergreen Palm		Age: Mature
DBH: 70	Height: 15m	Width: 6m	TPZ: 4.0m
Crown class: Symmetrical	Health: Fair-Good	Structure: Fair	SULE: 31-60
COM ID: 1035624	Comments:		
<b>Tree - F235</b>		<b><i>Quercus palustris</i> , Pin Oak</b>	
Origin: Exotic	Type: Deciduous Broadleaf		Age: Mature
DBH: 64	Height: 13m	Width: 16m	TPZ: 7.7m
Crown class: Symmetrical	Health: Dormant	Structure: Fair	SULE: 31-60
COM ID: 1035625	Comments:		
<b>Tree - F236</b>		<b><i>Phoenix canariensis</i> , Canary Island Date Palm</b>	
Origin: Exotic	Type: Evergreen Palm		Age: Mature
DBH: 70	Height: 16m	Width: 6m	TPZ: 4.0m
Crown class: Symmetrical	Health: Fair-Good	Structure: Fair-Good	SULE: 31-60
COM ID: 1035626	Comments:		
<b>Tree - F237</b>		<b><i>Quercus palustris</i> , Pin Oak</b>	
Origin: Exotic	Type: Deciduous Broadleaf		Age: Mature
DBH: 39	Height: 12m	Width: 9m	TPZ: 4.7m
Crown class: Symmetrical	Health: Dormant	Structure: Fair-Poor	SULE: 31-60
COM ID: 1035627	Comments: Contorted trunk		
<b>Tree - F238</b>		<b><i>Araucaria bidwillii</i> , Bunya-Bunya Pine</b>	
Origin: Australian Native	Type: Evergreen Conifer		Age: Mature
DBH: 68	Height: 18m	Width: 12m	TPZ: 8.2m
Crown class: Symmetrical	Health: Fair-Good	Structure: Fair-Good	SULE: 31-60
COM ID: 1035613	Comments: High value tree		
<b>Tree - F239</b>		<b><i>Araucaria bidwillii</i> , Bunya-Bunya Pine</b>	
Origin: Australian Native	Type: Evergreen Conifer		Age: Mature
DBH: 53 77	Height: 20m	Width: 12m	TPZ: 11.2m
Crown class: Symmetrical	Health: Fair-Good	Structure: Fair	SULE: 31-60
COM ID: 1035612	Comments: Co dominant form		

<b>Tree - F240</b>		<b><i>Ulmus sp.</i> , Elm</b>	
<b>Origin:</b> Exotic	<b>Type:</b> Deciduous Broadleaf		<b>Age:</b> Semi-mature
<b>DBH:</b> 35	<b>Height:</b> 11m	<b>Width:</b> 0m	<b>TPZ:</b> 4.2m
<b>Crown class:</b> Symmetrical	<b>Health:</b> Dormant	<b>Structure:</b> Fair	<b>SULE:</b> 31-60
<b>COM ID:</b> 1035602	<b>Comments:</b>		

<b>Tree - F241</b>		<b><i>Catalpa bignonioides</i> , Indian Bean Tree</b>	
<b>Origin:</b> Exotic	<b>Type:</b> Deciduous Broadleaf		<b>Age:</b> Mature
<b>DBH:</b> 28	<b>Height:</b> 10m	<b>Width:</b> 8m	<b>TPZ:</b> 3.4m
<b>Crown class:</b> Symmetrical	<b>Health:</b> Dormant	<b>Structure:</b> Fair	<b>SULE:</b> 11-20
<b>COM ID:</b> 1035620	<b>Comments:</b>		

<b>Tree - F242</b>		<b><i>Ulmus sp.</i> , Elm</b>	
<b>Origin:</b> Exotic	<b>Type:</b> Deciduous Broadleaf		<b>Age:</b> Over mature
<b>DBH:</b> 96	<b>Height:</b> 24m	<b>Width:</b> 11m	<b>TPZ:</b> 11.5m
<b>Crown class:</b> Symmetrical	<b>Health:</b> Dormant	<b>Structure:</b> Fair-Poor	<b>SULE:</b> 11-20
<b>COM ID:</b> 1035595-1035599-	<b>Comments:</b> Over mature row of trees to south of intervention shaft. Width is overhang to site.		

## **APPENDIX B**

### **TREE ASSESSMENT DESCRIPTORS**



<b>Tree number:</b>	Refers to location of tree as per the plan at Appendix 1.
<b>Botanical name:</b>	<p>Botanical name of species, based on nomenclature and spelling used by Spencer in Horticultural Flora of South Eastern Australia (vols 1-5). Where eucalyptus spp. are not found in this source, nomenclature is based on Euclid: Eucalypts of Australia (2006). Eucalypt subspecies information is also based on this source.</p> <p>While accurate tree identification is attempted, and uncertainties are indicated, some inaccuracies in tree identification may still be present – especially in certain, difficult to determine, genera (e.g. Cotoneaster and Ulmus) and with cultivars which can have similar characteristics.</p> <p>Where a doubt as to exact species is indicated, the common name and origin are based on the listed species, and would change if the species were found to be incorrect.</p> <p>From time to time taxonomists revise plant classification, and name changes are assigned. If it is known names have been revised post the publication of the relevant above listed source, the new nomenclature has been used.</p>
<b>Common name:</b>	<p>Common names are based primarily on names and spelling used by Spencer in Horticultural Flora of South Eastern Australia (vols 1-5). The source of common names is taken in the following order:</p> <p>Single name supplied in Horticultural Flora of South Eastern Australia;</p> <p>First in list of names supplied in Horticultural Flora of South Eastern Australia, unless another name in the list is deemed more appropriate;</p> <p>As per name supplied in Trees of Victoria and Adjoining Areas;</p> <p>Then by best known common name if not available in either source.</p> <p>Common names are provided for thoroughness; the botanical name should be used when referring to the tree taxon.</p>
<b>Origin:</b>	<p><b>Exotic:</b> Tree origin is from outside the Australian mainland, Tasmania or near islands.</p> <p><b>Australian native:</b> Origin is from within the Australian mainland or near islands, but outside Victoria.</p> <p><b>Victorian native:</b> Origin is from within Victoria but outside the Melbourne region. This includes trees whose native range extends beyond Victoria into other states.</p> <p><b>Melbourne:</b> Origin is from within Melbourne, as defined by plants listed in the Flora of Melbourne. This includes trees also found outside Melbourne, and those only within the area at the far extent of their range.</p> <p><b>Locally indigenous:</b> Tree's range includes the local area.</p> <p><b>Weed:</b> Trees known to show tendencies to weediness within Victoria. Based on the City of Knox weed list, Department of Primary Industries (Victoria) weed list and past experience. Trees with the addition of "(nox.*)" indicate a declared noxious weed; refer to the Department of Primary Industries website for further information.</p>
<b>Type:</b>	<p><b>Broadleaf:</b> Tree is a dicotyledon flowering plant.</p> <p><b>Conifer:</b> Tree is a cone bearing non-flowering plant.</p> <p><b>Palm:</b> Tree is a monocotyledon palm (that is <i>Arecaceae</i>).</p> <p><b>Palm Like:</b> Tree is a monocotyledon, but is not a palm (that is not <i>Arecaceae</i>).</p> <p><b>Deciduous:</b> Tree seasonally loses its leaves in Victoria.</p> <p><b>Evergreen:</b> Tree maintains its leaves throughout the year.</p> <p><b>Semi-deciduous:</b> Tree may or may not lose its leaves, or may only partially lose them.</p>



<b>Age:</b>	<p><b>Juvenile:</b> Tree is actively growing and is still in its establishment phase. Tree currently makes little contribution to the landscape.</p> <p><b>Semi-mature:</b> Tree is still actively growing but has reached an age and size where it is starting to make a contribution to the landscape. The size of the tree would still be expected to increase considerably given no significant changes to the current situation.</p> <p><b>Mature:</b> Tree growth has slowed, and the size of the tree would not be expected to increase considerably without significant changes to the current situation (e.g. vegetation removal). Tree is not exhibiting any major signs of health or structural weakness as a result of age.</p> <p><b>Over mature:</b> Tree is no longer actively putting out extension growth, and is starting to show decline in health or structural stability as a result of age.</p> <p><b>Senescent:</b> Tree is senescing. Trees in this category may not be especially large or old, but are reaching the end of their expected life, often indicated by extreme poor health.</p>
<b>Height:</b>	Estimate of the tree's height in metres.
<b>DBH:</b>	<p>The tree's trunk diameter at breast height (1.4 m above ground) unless specified as having been taken lower. This can be either estimated or measured as specified in the report.</p> <p>Stems of multi-stemmed trees may be listed individually, or a measurement given at a lower point where the tree still has one stem. In some cases, especially where trees are not considered worthy of retention or stems are too numerous the DBH may simply be listed as 'multi-stemmed'.</p>
<b>Health:</b>	<p>The tree's health is rated as <b>good</b>, <b>fair</b> and <b>poor</b> as listed below. Tree ratings of <b>fair-good</b> and <b>fair-poor</b> indicate that the tree falls between the two categories. Dead trees are not given a rating, but are listed as <b>dead</b>.</p> <p>Ratings generally meet the following descriptions:</p> <p><b>Good:</b> <i>Tree is showing no obvious signs of poor health or stress</i> with a dense canopy that is free of dieback. Rot or pathogens are not obvious or are not considered to be a threat to the tree. Growth rates are acceptable.</p> <p><b>Fair:</b> <i>Tree is showing signs of reduced health or stress.</i> This is apparent through moderate foliage density, minor dieback, moderate stress response growth, minor to moderate rot, moderate pathogen infestation, stunted growth or a combination of the above symptoms.</p> <p><b>Poor:</b> <i>Tree is showing signs of poor health and/or severe stress.</i> This is apparent through either low foliage density, moderate to large-scale dieback, severe stress response growth, severe rot, severe pathogen infestation, failure of wounds to heal, overall tree decline or a combination of the above symptoms.</p>
<p><b>Note on Deciduous Species:</b></p> <p>Assessment of deciduous species can be problematic and results may vary depending on the time of year of assessment. Descriptor comments in relation to foliage density do not apply to deciduous trees assessed when dormant or entering or exiting dormancy. Time of leaf drop or bud burst and extent of bud swell may be considered in the health rating of these trees.</p> <p>The ratings indicate that certain characteristics listed have, or have not been observed. Inspections do not assess the whole tree in detail for each characteristic. The comments category should be referred to for further information.</p>	
<b>Structure:</b>	<p>The tree's structure is rated as <b>good</b>, <b>fair</b> and <b>poor</b>. Tree ratings of <b>fair-good</b> and <b>fair-poor</b> indicate that the tree falls between the two categories.</p> <p>As a general rule, the structure rating is based on the tree's likelihood of failure. However, it must be noted that this is not a full hazard or failure assessment of the tree.</p>

**Good:** Tree has no obvious structural defects and is therefore not considered likely to fail.

**Fair:** Tree has at least one obvious structural defect, but this is considered to be manageable and of only moderate failure risk or the piece likely to fail may be small. Structural defects that may contribute to a fair rating are as follows:

- Poor branch attachment (including deadwood and large epicormics);
- Bifurcated, but with a union that is considered to be sound;
- Moderate trunk lean but without other defects;
- Minor damage to the trunk base;
- Rot or other damage starting to compromise the structure;
- History of shedding minor branches.

**Poor:** Tree has at least one structural defect that is severe and considered to have a relatively high risk of failure. If targets are present then defect(s) require treatment, or alternatively the tree should be removed. In some cases removal may be the only option for these trees. Structural defects that may contribute to a poor rating are as follows:

- Poor branch attachment (including deadwood and large epicormics);
- Bifurcated with swelling and/or included bark;
- Severe trunk lean associated with other defects such as injury in the plane of lean or root plate lift;
- Major damage to the trunk base or root system;
- Rot or other damage severely compromising the structure;
- History of shedding large branches.

The ratings indicate that certain characteristics listed have, or have not been observed. Inspections do not assess the whole tree in intense detail for each characteristic. The comments category should be referred to for further information.

**Crown class:** **Symmetrical:** For the most part canopy received light from all four sides and has the potential for even foliage distribution. Canopy may or may not be symmetrical, but is not suppressed.

**Asymmetrical:** Canopy is shaded or suppressed with one or more sides and dominant when compared to the remainder of the tree. Also includes crowns damaged by previous shading.

**Intermediate:** Canopy is only receiving light from top, and while shape may be even the upper portions of the canopy dominate over the lower.

**Suppressed:** Canopy is completely shaded by surrounding vegetation, buildings etc.

**Regrowth:** Canopy comprised of regrowth. This can be from the base, but also includes branches covered with small, stress related epicormics.

**Trained:** Canopy has been specifically trained. This may include trees that are pollarded, coppiced or espaliered.

Trees may exhibit a combination of the characteristics above (e.g. a symmetrical canopy of basal regrowth), or may fall between two categories. The characteristic listed is considered to be the best fit at the time.

**Comments:** Any additional comments in relation to the above categories.

**ULE:** The useful life expectancy of the tree from a health, structure and weediness viewpoint given no significant changes to the current situation. This category is difficult to determine, and should be

taken as an estimate only, in addition to this, factors not observed at the time of inspection can lead to tree decline.

Enumerators used by the City of Melbourne have been adopted for consistency through the proposed project boundary, and to allow for direct comparison between existing data and updated field assessments.

<b>0:</b>	Tree recommended for removal in next 12 months. Short term viability.
<b>1-5:</b>	Estimated ULE of 1 to 5 years. Short term viability.
<b>6-10:</b>	Estimated ULE of 6 to 10 years. Short term viability.
<b>11-20:</b>	Estimated ULE of 11 to 20 years. Medium term viability.
<b>21-30:</b>	Estimated ULE of 21 to 30 years. Long term viability.
<b>31-60:</b>	Estimated ULE of 31 to 60 years. Long term viability.
<b>60+:</b>	Estimated ULE of 60+ years. Long term viability.

**Comments:** Specific observations for tree in relation to notable defects, pests, diseases and growing conditions.

**TPZ:** The tree protection zone of the tree, measured as a radial distance in metres from the centre of the trunk. The TPZ is calculated using the method specified in Australian Standard AS4970-2009 *Protection of trees on development sites*.