

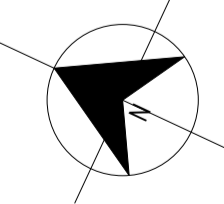
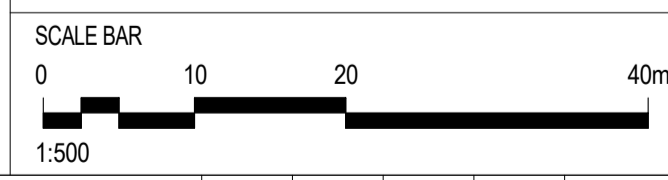
APPENDIX B: CBD NORTH PRECINCT ARCHITECTURAL PLANS AND ELEVATIONS

Ground Floor Level Plan	TAS-HWW-CBN-ZWD-DRG-ARC-TNC-A731000-DP
Signage Placement Plan	TAS-HWW-CBN-ZWD-DRG-ARC-TNC-A731001-DP
B2 – Melbourne Central Concourse & Service Level Plan	TAS-HWW-CBN-ZWD-DRG-ARC-TNC-A731020-DP
B3 – Melbourne Central Transfer & Services Level Plan	TAS-HWW-CBN-ZWD-DRG-ARC-TNC-A731030-DP
B5 – Emergency Access Adit Level Plan	TAS-HWW-CBN-ZWD-DRG-ARC-TNC-A731050-DP
Ground Floor Level Plan – North	TAS-HWW-CBN-ZWD-DRG-ARC-TNC-A732001-DP
Ground Floor Level Plan – South	TAS-HWW-CBN-ZWD-DRG-ARC-TNC-A732002-DP
La Trobe & Swanston Street Elevation	TAS-HWW-CBN-ZWD-DRG-ARC-TNC-A733001-DP
North – South Long Section	TAS-HWW-CBN-ZWD-DRG-ARC-TNC-A734010-DP
North – South Long Section 2	TAS-HWW-CBN-ZWD-DRG-ARC-TNC-A734011-DP
North – South Section – Literature Lane	TAS-HWW-CBN-ZWD-DRG-ARC-TNC-A734015-DP
East – West Cross Section – Franklin Street	TAS-HWW-CBN-ZWD-DRG-ARC-TNC-A734021-DP
East – West Cross Section – Literature Lane	TAS-HWW-CBN-ZWD-DRG-ARC-TNC-A734022-DP
North – South Cross Section – Franklin Street	TAS-HWW-CBN-ZWD-DRG-ARC-TNC-A734023-DP
East-West Cross Section – Little Latrobe Street	TAS-HWW-CBN-ZWD-DRG-ARC-TNC-A734025-DP
East – West Cross Section– La Trobe Street Adit	TAS-HWW-CBN-ZWD-DRG-ARC-TNC-A734032-DP
Material Schedule	TAS-CYP-CN-SCH-ARC-CBN-A734035-DP
Material Schedule	TAS-CYP-CN-00-SCH-ARC-CBN-A734036-DP



1 GROUND FLOOR LEVEL PLAN
1:500

- LEGEND
- NOT FOR APPROVAL
 - PROJECT LAND BOUNDARY
 - EXTENT OF PUBLIC REALM DESIGN RESPONSE



KEY PLAN

DEVELOPMENT PLAN SUBMISSION

Project Drawing Number: TAS-HWW-CBN-ZWD-DRG-ARC-TNC-A731000-DP
Revision: G.12

Revised By	In Serv	Rev	Date	Description	Designed	Checked	Ind. Rev.	Approv.
CYP		G.12	20/08/24	ISSUED FOR DEVELOPMENT PLAN	HWW	PS/CL		
CYP		G.11	28/09/23	ISSUED FOR DEVELOPMENT PLAN	HWW	PS/CL		
CYP		G.10	29/07/22	ISSUED FOR DEVELOPMENT PLAN	HWW	HV/GB		
CYP		G.9	09/06/22	ISSUED FOR DEVELOPMENT PLAN	HWW	HV/GB		
CYP		G.8	24/03/22	ISSUED FOR DEVELOPMENT PLAN	HWW	HV/GB		
CYP		G.7	08/03/22	ISSUED FOR DEVELOPMENT PLAN	HWW	HV/GB		
CYP		G.6	18/02/22	ISSUED FOR DEVELOPMENT PLAN	HWW	HV/GB		
CYP		G.5	08/03/18	ISSUED FOR DEVELOPMENT PLAN	HWW	HV/GB		

This drawing has been prepared by, or compiled from information provided by, persons other than PTV. To the maximum extent permitted by law, PTV does not accept responsibility for, and makes no representations in relation to, the completeness, accuracy or quality of any information contained in this drawing. Each user of this drawing releases PTV from all and any loss, damage, cost, expense or liability in relation to the use of, or any reliance on, this drawing or the information contained in it.

All written dimensions take precedence over scaled dimensions.

This drawing is provided only for the information of the person or organization to whom PTV provides it. It may not be provided to, or used by, any other person without PTV's prior written consent.

Consultant



Franchisee / Lessee



ARCHITECTURAL

CBD NORTH

GROUND FLOOR PLAN

DEVELOPMENT PLAN

Up Location East, North, ID#

Down Location East, North, ID#

Datum

PUBLIC TRANSPORT VICTORIA **PTV**

File Name

Sheet No.

In Serv

Scale: As indicated

Sheet Size: A1

Drawn By: HWW

Checked By: PS/CL

Approved Approver

Drawing Number

Revision

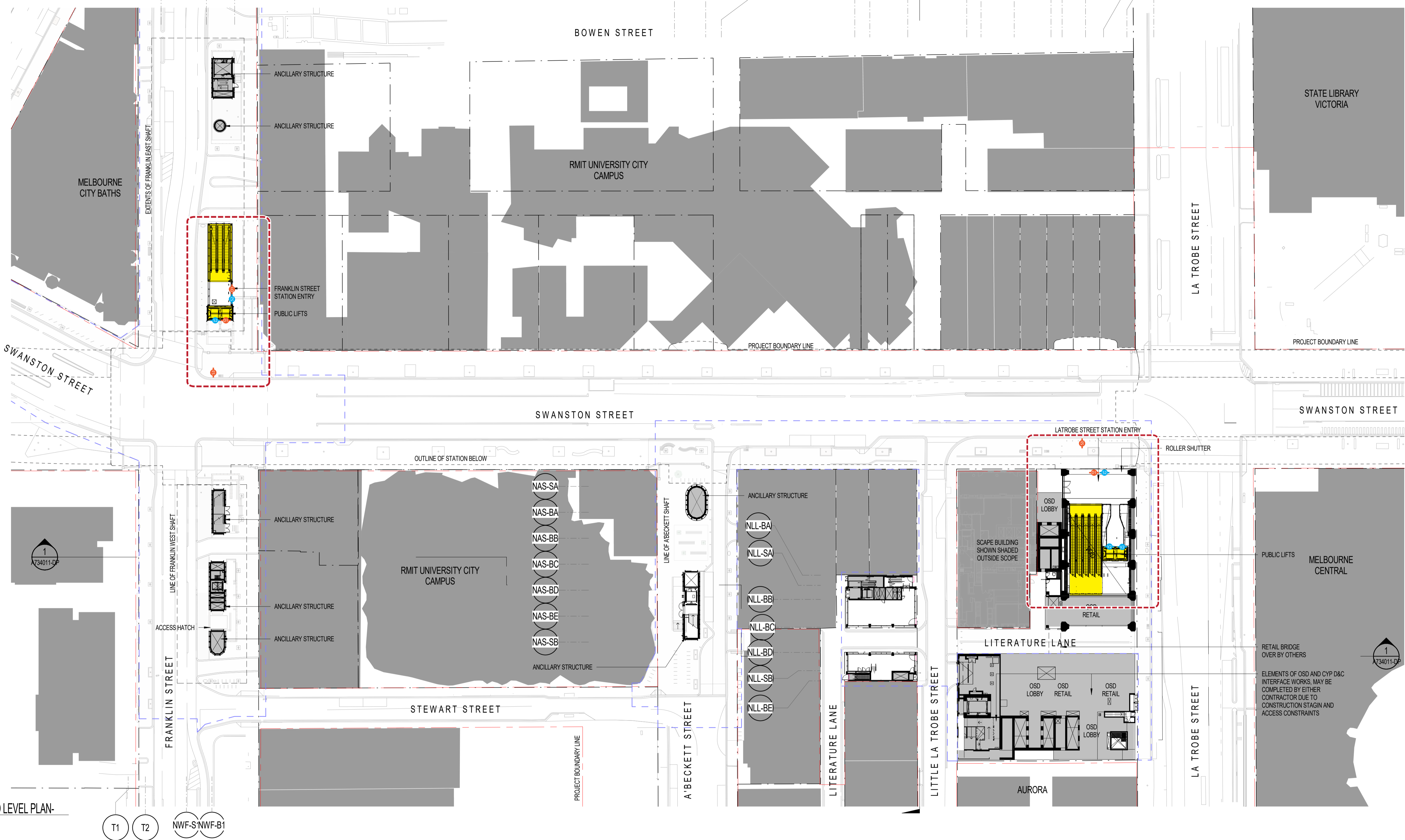
8. ALL SPEEDPANEL TO B1 OSD TO BE INSTALLED VERTICALLY UNLESS NOTED OTHERWISE

(DATE)
(SIGNATURE)
(BLOCK LETTERS)
CERTIFIED BY:

NEF-SA
NEF-BA
NEF-BB
NEF-BC
NEF-BD
NEF-BE
NEF-BF
NEF-BG
NEF-BH
NEF-SB

NWF-SA
NWF-BA
NWF-BB
NWF-BC
NWF-BD
NWF-BE
NWF-BF
NWF-SB

NEF-S1 NEF-B1 NEF-S2 NAS-S1 NAS-B1 NAS-S2 NLL-S1 NLL-B1 NLL-S2 NLS-S1 NLS-B1 NLS-B2 NLS-S2 NLS-B3 NLA-A1 NLS-B4LS-S3NLS-B5



NLS-SA
NLS-BB
NLS-BC
NLS-BD
NLS-BE
NLS-BF
NLS-SB
NLS-BG
NLS-BH
NLS-BJ
NLS-SC

1 GROUND LEVEL PLAN-
1466 1:500

T1 T2 NWF-S/NWF-B1

LEGEND

	NOT FOR APPROVAL		STATION ENTRANCE		STATION NAME/ ENTRANCE
	PROJECT LAND BOUNDARY		VERTICAL CIRCULATION		LEGIBLE CITY TOTEM
	EXTENT OF PUBLIC REALM DESIGN RESPONSE		LIFT IDENTIFICATION		SERVICE INFORMATION PID

WAYFINDING SIGNAGE

	STATION NAME/ ENTRANCE
	LEGIBLE CITY TOTEM
	LIFT IDENTIFICATION
	SERVICE INFORMATION PID

SCALE BAR
0 10 20 40m
1:500

PROJECT NORTH

KEY PLAN

Up Location East North ID#	Down Location East North ID#	Datum
----------------------------	------------------------------	-------

DEVELOPMENT PLAN SUBMISSION

Project Drawing Number: TAS-HWW-CBN-ZWD-DRG-ARC-TNC-A731101-DP
Revision: G.11

8. ALL SPEEDPANEL TO B1 OSD TO BE INSTALLED VERTICALLY UNLESS NOTED OTHERWISE

Revised By	In Serv	Rev.	Date	Description
CYP	G.11	20/08/23		ISSUED FOR DEVELOPMENT PLAN
CYP	G.10	28/09/23		ISSUED FOR DEVELOPMENT PLAN
CYP	G.9	29/07/22		ISSUED FOR DEVELOPMENT PLAN
CYP	G.8	09/06/22		ISSUED FOR DEVELOPMENT PLAN
CYP	G.7	24/03/22		ISSUED FOR DEVELOPMENT PLAN
CYP	G.6	08/03/22		ISSUED FOR DEVELOPMENT PLAN
CYP	G.5	18/02/22		ISSUED FOR DEVELOPMENT PLAN
CYP	G.4	08/03/18		ISSUED FOR DEVELOPMENT PLAN

Designed	Checked	Ind. Rev.	Approv.
HWW	PS/CL		
HWW	HV/GB		
HWW	HV/GB		
HWW	HV/GB		
HWW	HV/GB		
HWW	HV/GB		
HWW	HV/GB		

This drawing has been prepared by, or compiled from information provided by, persons other than PTV. To the maximum extent permitted by law, PTV does not accept responsibility for, and makes no representations in relation to, the completeness, accuracy or quality of any information contained in this drawing. Each user of this drawing releases PTV from all and any loss, damage, cost, expense or liability in relation to the use of, or any reliance on, this drawing or the information contained in it.

All written dimensions take precedence over scaled dimensions.

This drawing is provided only for the information of the person or organisation to whom PTV provides it. It may not be provided to, or used by, any other person without PTV's prior written consent.

Consultant

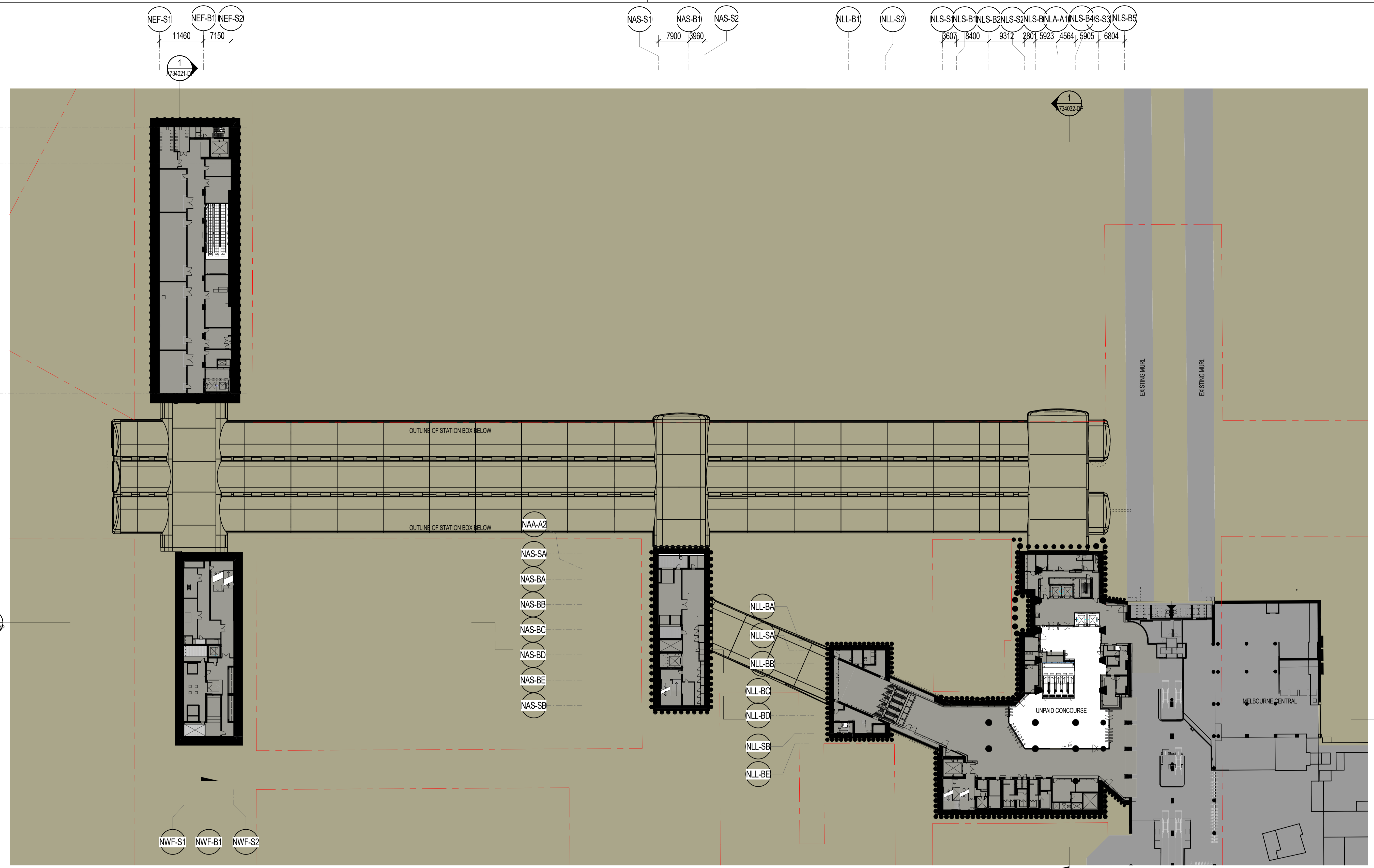
Franchisee / Lessee

ARCHITECTURAL
CBD NORTH
SIGNAGE PLACEMENT PLAN
DEVELOPMENT PLAN

File Name	Sheet No.	In Serv	Scale	Sheet Size	As indicated	A1			
Drawn By	Checked By	Approved	Drawing Number	Revision	HWW	PS/CL			G.11
Designed By	Ind. Review	Approval Date			HWW				

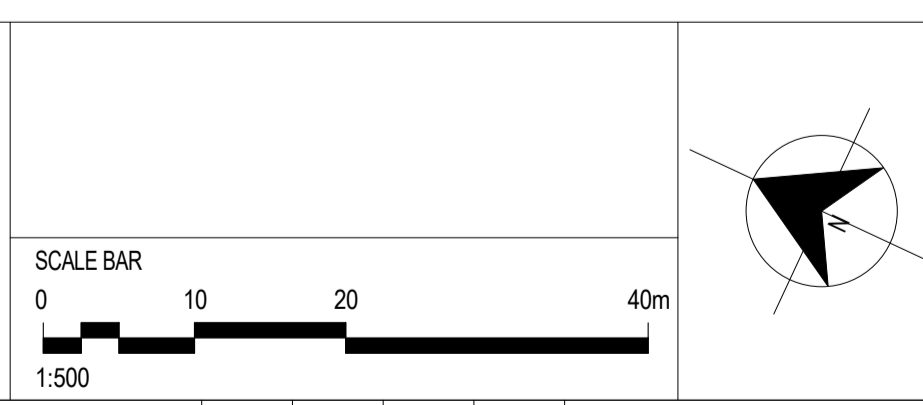
27/09/2023 11:24:28 PM

CERTIFIED BY: (BLOCK LETTERS) (SIGNATURE) (DATE)



1 B2 - MELBOURNE CENTRAL CONCOURSE & SERVICE LEVEL PLAN
1466 1:500

- LEGEND**
- NOT FOR APPROVAL
 - PROJECT LAND BOUNDARY
 - EXTENT OF PUBLIC REALM DESIGN RESPONSE



KEY PLAN

DEVELOPMENT PLAN SUBMISSION

Revised By	In Serv	Rev	Date	Description
CYP		G.9	28/09/23	ISSUED FOR DEVELOPMENT PLAN
CYP		G.8	22/09/23	ISSUED FOR DEVELOPMENT PLAN
CYP		G.7	09/08/22	ISSUED FOR DEVELOPMENT PLAN
CYP		G.6	24/03/22	ISSUED FOR DEVELOPMENT PLAN
CYP		G.5	08/03/22	ISSUED FOR DEVELOPMENT PLAN
CYP		G.4	18/02/22	ISSUED FOR DEVELOPMENT PLAN
CYP		G.3	08/03/18	ISSUED FOR DEVELOPMENT PLAN
CYP		G.2	21/11/17	ISSUED FOR DEVELOPMENT PLAN

Designed	Checked	Ind. Rev.	Approv.
HW	PS/CL		
HW	HV/GB	CYP	
HW	HV/GB		
HW	HV/GB		
HW	HV/GB		
HW	HV/GB		
HW	HV/GB		

This drawing has been prepared by, or compiled from information provided by, persons other than PTV. To the maximum extent permitted by law, PTV does not accept responsibility for, and makes no representations in relation to, the completeness, accuracy or quality of any information contained in this drawing. Each user of this drawing releases PTV from all and any loss, damage, cost, expense or liability in relation to the use of, or any reliance on, this drawing or the information contained in it.

All written dimensions take precedence over scaled dimensions.

This drawing is provided only for the information of the person or organization to whom PTV provides it. It may not be provided to, or used by, any other person without PTV's prior written consent.

Consultant

Franchisee / Lessee

ARCHITECTURAL
CBD NORTH
SERVICE LEVEL PLAN

Up Location East, North, ID#

Down Location East, North, ID#

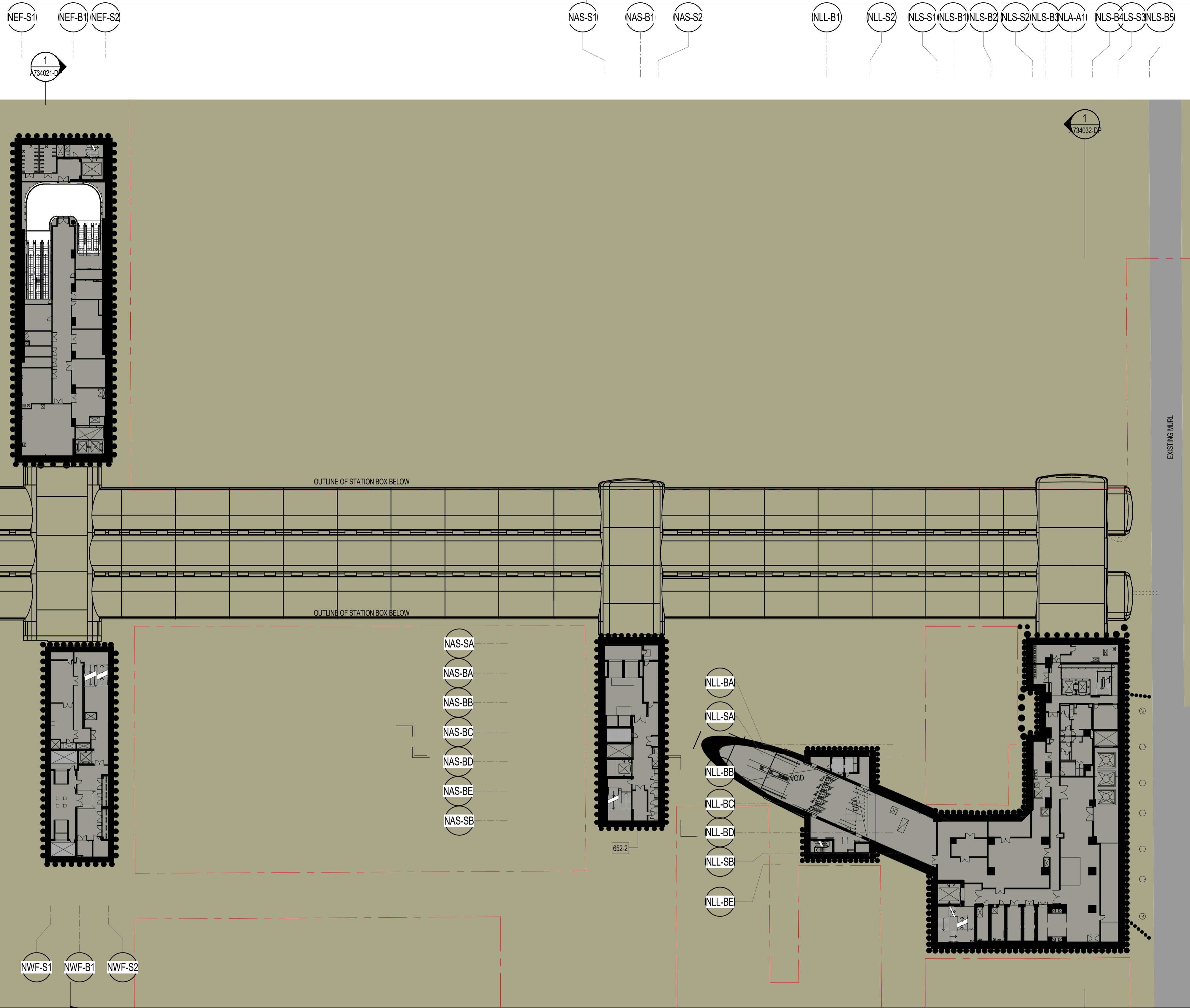
Datum

Project Drawing Number		Revision	
TAS-HWW-CBN-ZWD-DRG-ARC-TNC-A731020-DP		G.09	
File Name	Sheet No.	Drawn By	Designed By
		HW	HW
In Serv	Scale	Checked By	Ind. Review
	As indicated	PS/CL	
Sheet Size	A1	Approved Approver	Approval Date
		Drawing Number	Revision

8. ALL SPEEDPANEL TO B1 OSD TO BE INSTALLED VERTICALLY UNLESS NOTED OTHERWISE

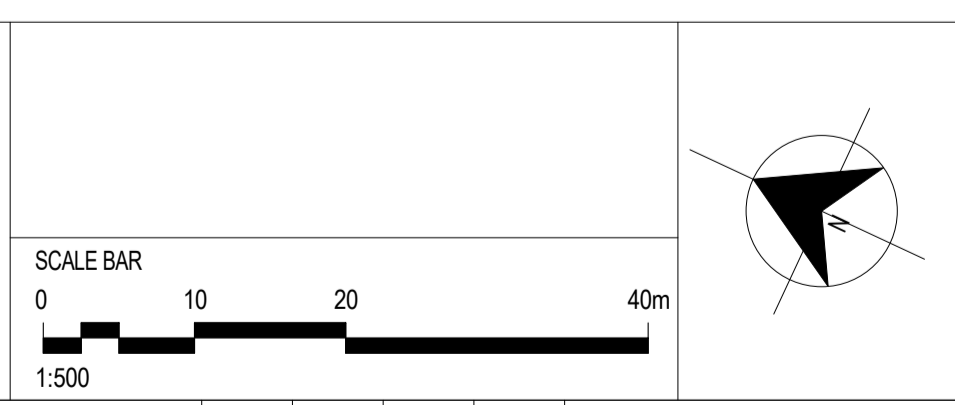
27/09/2023 11:26:23 PM

- CERTIFIED BY: (BLOCK LETTERS) (SIGNATURE) (DATE)
- NEF-SA
 - NEF-BA
 - NEF-BB
 - NEF-BC
 - NEF-BD
 - NEF-BE
 - NEF-BF
 - NEF-BG
 - NEF-BH
 - NEF-SB
- NWF-SA
 - NWF-BA
 - NWF-BB
 - NWF-BC
 - NWF-BD
 - NWF-BE
 - NWF-BF
 - NWF-SB



1 B3 - MELBOURNE CENTRAL TRANSFER & SERVICES LEVEL PLAN
1:500

- LEGEND**
- NOT FOR APPROVAL
 - PROJECT LAND BOUNDARY
 - EXTENT OF PUBLIC REALM DESIGN RESPONSE



KEY PLAN

DEVELOPMENT PLAN SUBMISSION

Project Drawing Number: TAS-HWW-CBN-ZWD-DRG-ARC-TNC-A731030-DP
Revision: G.9

Revised By	In Serv	Rev	Date	Description
CYP		G.9	28/09/23	ISSUED FOR DEVELOPMENT PLAN
CYP		G.8	22/09/23	ISSUED FOR DEVELOPMENT PLAN
CYP		G.7	09/06/22	ISSUED FOR DEVELOPMENT PLAN
CYP		G.6	24/03/22	ISSUED FOR DEVELOPMENT PLAN
CYP		G.5	08/03/22	ISSUED FOR DEVELOPMENT PLAN
CYP		G.4	18/02/22	ISSUED FOR DEVELOPMENT PLAN
CYP		G.3	08/03/18	ISSUED FOR DEVELOPMENT PLAN
CYP		G.2	21/11/17	ISSUED FOR DEVELOPMENT PLAN

Designed	Checked	Ind. Rev.	Approv.
HWW	PS/CL		
HWW	HV/GB	CYP	
HWW	HV/GB		
HWW	HV/GB		
HWW	HV/GB		
HWW	HV/GB		
HWW	HV/GB		

This drawing has been prepared by, or compiled from information provided by, persons other than PTV. To the maximum extent permissible by law, PTV disclaims any responsibility for, and makes no representations in relation to, the completeness, accuracy or quality of any information contained in this drawing. Each user of this drawing releases PTV from all and any loss, damage, cost, expense or liability in relation to the use of, or any reliance on, this drawing or the information contained in it.

All written dimensions take precedence over scaled dimensions.

This drawing is provided only for the information of the person or organization to whom PTV provides it. It may not be provided to, or used by, any other person without PTV's prior written consent.

Consultant: Cross Yarra Partnership

Franchisee / Lessee: RAIL PROJECTS VICTORIA

ARCHITECTURAL
CBD NORTH
SERVICE LEVEL PLAN

Up Location East, North, ID#
Down Location East, North, ID#
Datum

		Drawn By: HWW	Designed By: HWW
File Name:		Checked By: PS/CL	Ind. Review:
Sheet No.:		Approved Approver:	Approval Date:
In Serv:		Drawing Number:	Revision:
Scale: As indicated	Sheet Size: A1		

8. ALL SPEEDPANEL TO B1 OSD TO BE INSTALLED VERTICALLY UNLESS NOTED OTHERWISE

NEF-S1 NEF-B1 NEF-S2

NEF-SA

NEF-BA

NEF-BB

NEF-BC

NEF-BD

NEF-BE

NEF-BF

NEF-BG

NEF-BH

NEF-SB

CBN-EBA

CBN-CL

CBN-WBA

NWF-SA

NWF-BA

NWF-BB

NWF-BC

NWF-BD

NWF-BE

NWF-BF

NWF-SB

NWF-S1 NWF-B1 NWF-S2

NAS-SA

NAS-BA

NAS-BB

NAS-BC

NAS-BD

NAS-BE

NAS-SB

NAS-S1 NAS-B1 NAS-S2

NLL-B1 NLL-B2 NLL-S2

NLL-BA

NLL-SA

NLL-BB

NLL-BC

NLL-BD

NLL-SB

NLL-BE

NLS-S1 NLS-B1 NLS-B2 NLS-S2 NLS-B3 NLS-A1 NLS-B4 NLS-S3 NLS-B5

NLS-SA

NLS-BB

NLS-BC

NLS-BD

NLS-BE

NLS-BF

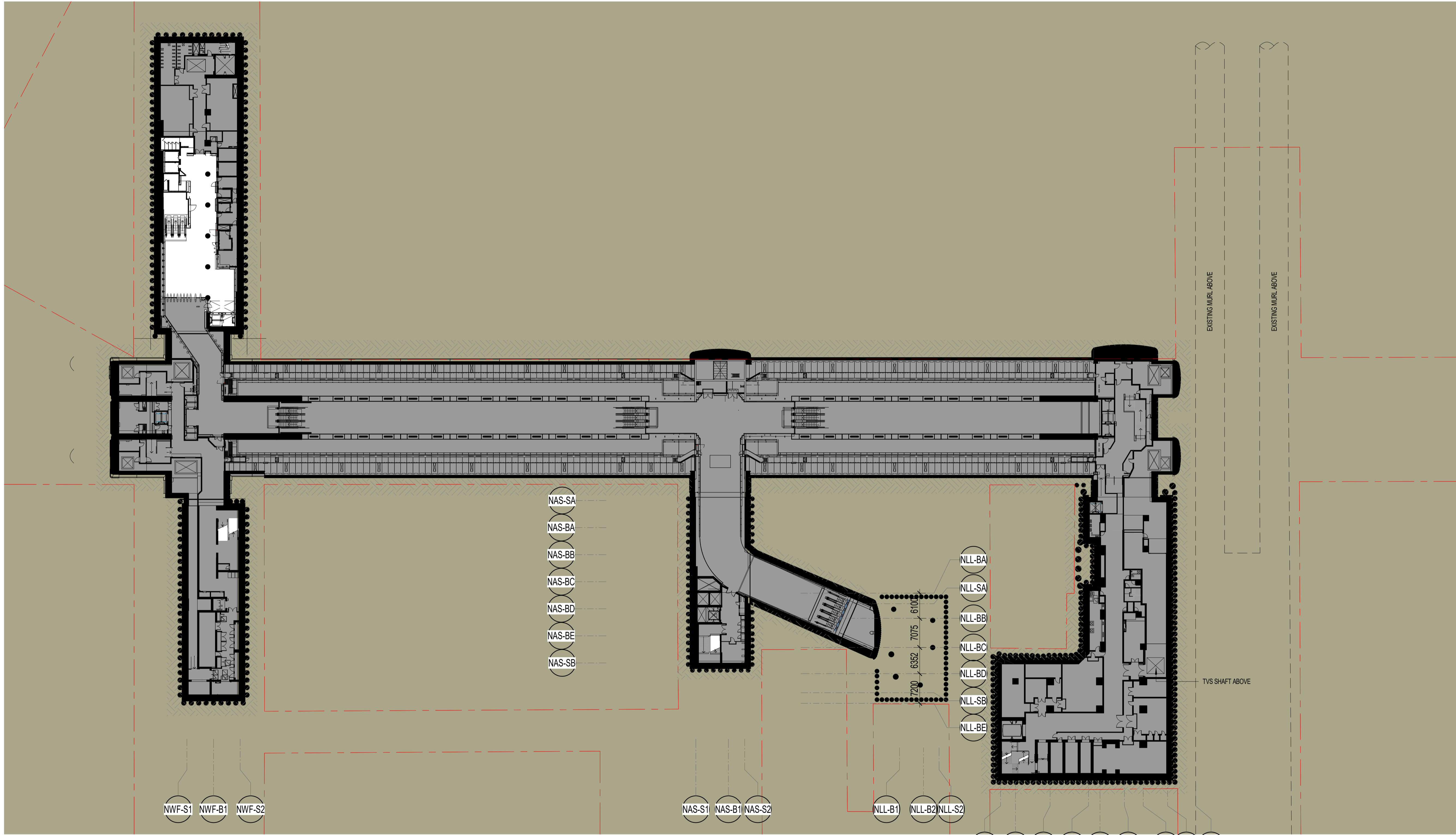
NLS-SB

NLS-BG

NLS-BH

NLS-BJ

NLS-SC



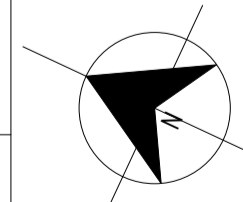
1 B5 - EMERGENCY ACCESS ADIT LEVEL PLAN
1493 1:500

LEGEND

	NOT FOR APPROVAL
	PROJECT LAND BOUNDARY
	EXTENT OF PUBLIC REALM DESIGN RESPONSE

SCALE BAR

PROJECT NORTH



KEY PLAN

DEVELOPMENT PLAN
SUBMISSION

Project Drawing Number
TAS-HWW-CBN-ZWD-DRG-ARC-TNC-A731050-DP

Revision
G.8

Revised By	In Serv	Rev	Date	Description	Designed	Checked	Ind. Rev.	Approv.
CYP		G.8	28/09/23	ISSUED FOR DEVELOPMENT PLAN	HWW	PS/CL		
CYP		G.7	29/07/22	ISSUED FOR DEVELOPMENT PLAN	HWW	HV/GB		
CYP		G.6	09/06/22	ISSUED FOR DEVELOPMENT PLAN	HWW	HV/GB		
CYP		G.5	24/03/22	ISSUED FOR DEVELOPMENT PLAN	HWW	HV/GB		
CYP		G.4	08/03/22	ISSUED FOR DEVELOPMENT PLAN	HWW	HV/GB		
CYP		G.3	18/02/22	ISSUED FOR DEVELOPMENT PLAN	HWW	HV/GB		
CYP		G.2	21/11/17	ISSUED FOR DEVELOPMENT PLAN	HWW	HV/GB		
CYP		G.1	01/11/17	ISSUED FOR DEVELOPMENT PLAN	HWW	HV/GB		

This drawing has been prepared by, or compiled from information provided by, persons other than PTV. To the maximum extent permissible by law, PTV does not accept responsibility for, and makes no representations in relation to, the completeness, accuracy or quality of any information contained in this drawing. Each user of this drawing releases PTV from all and any loss, damage, cost, expense or liability in relation to the use of, or any reliance on, this drawing or the information contained in it.

All written dimensions take precedence over scaled dimensions.

This drawing is provided only for the information of the person or organization to whom PTV provides it. It may not be provided to, or used by, any other person without PTV's prior written consent.

Consultant



Franchisee / Lessee



ARCHITECTURAL
CBD NORTH
B5 - EMERGENCY ACCESS ADIT LEVEL PLAN

Up Location	Down Location	Datum
East, North, ID#	East, North, ID#	



File Name	Sheet No.	In Serv	Scale	As indicated	Sheet Size	A1
Drawn By HWW	Checked By PS/CL	Approved Approver	Drawing Number	Revision	Drawn By HWW	Designed By HWW

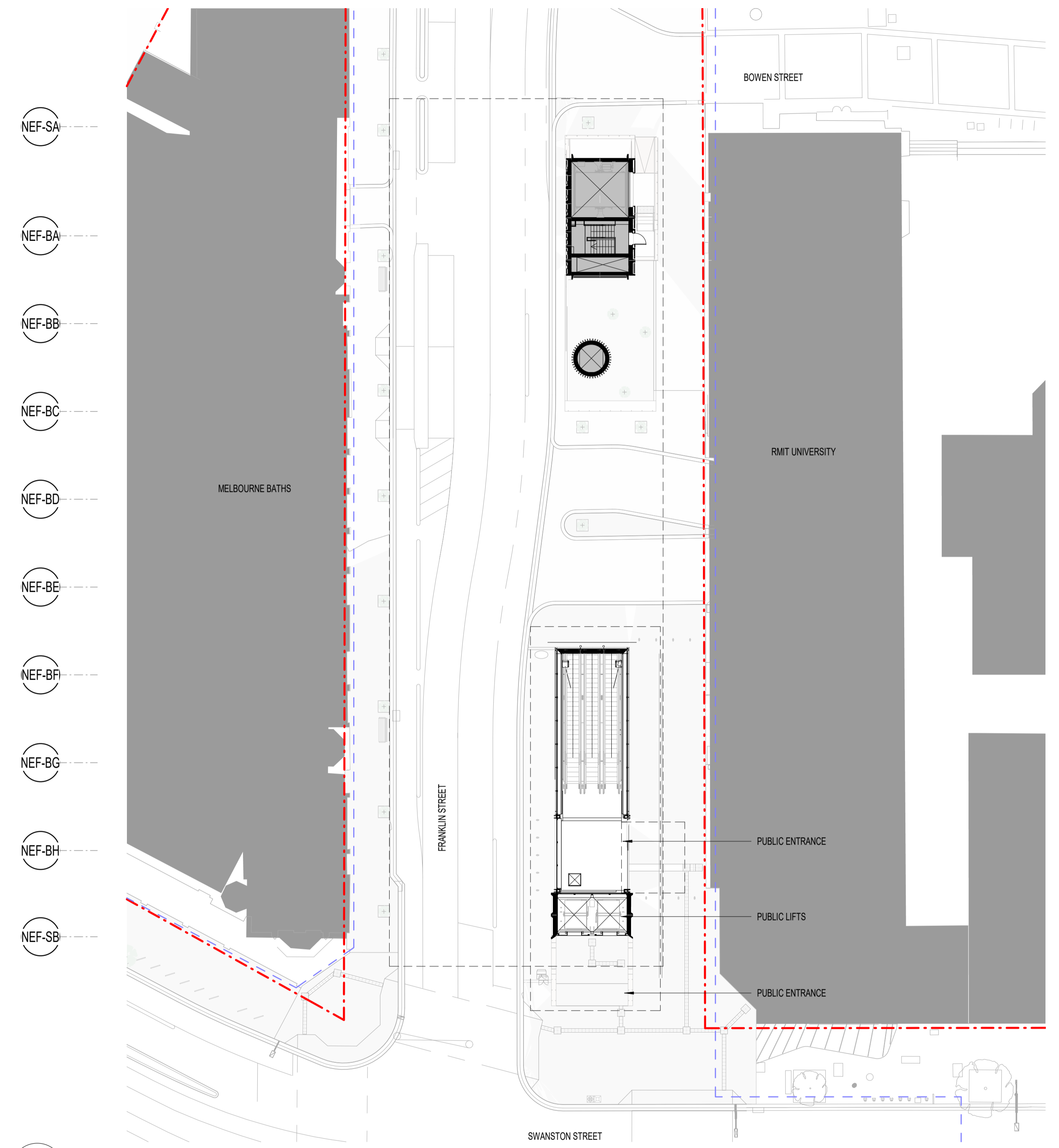
8. ALL SPEEDPANEL TO B1 OSD TO BE INSTALLED VERTICALLY UNLESS NOTED OTHERWISE

27/09/2023 11:30:20 PM

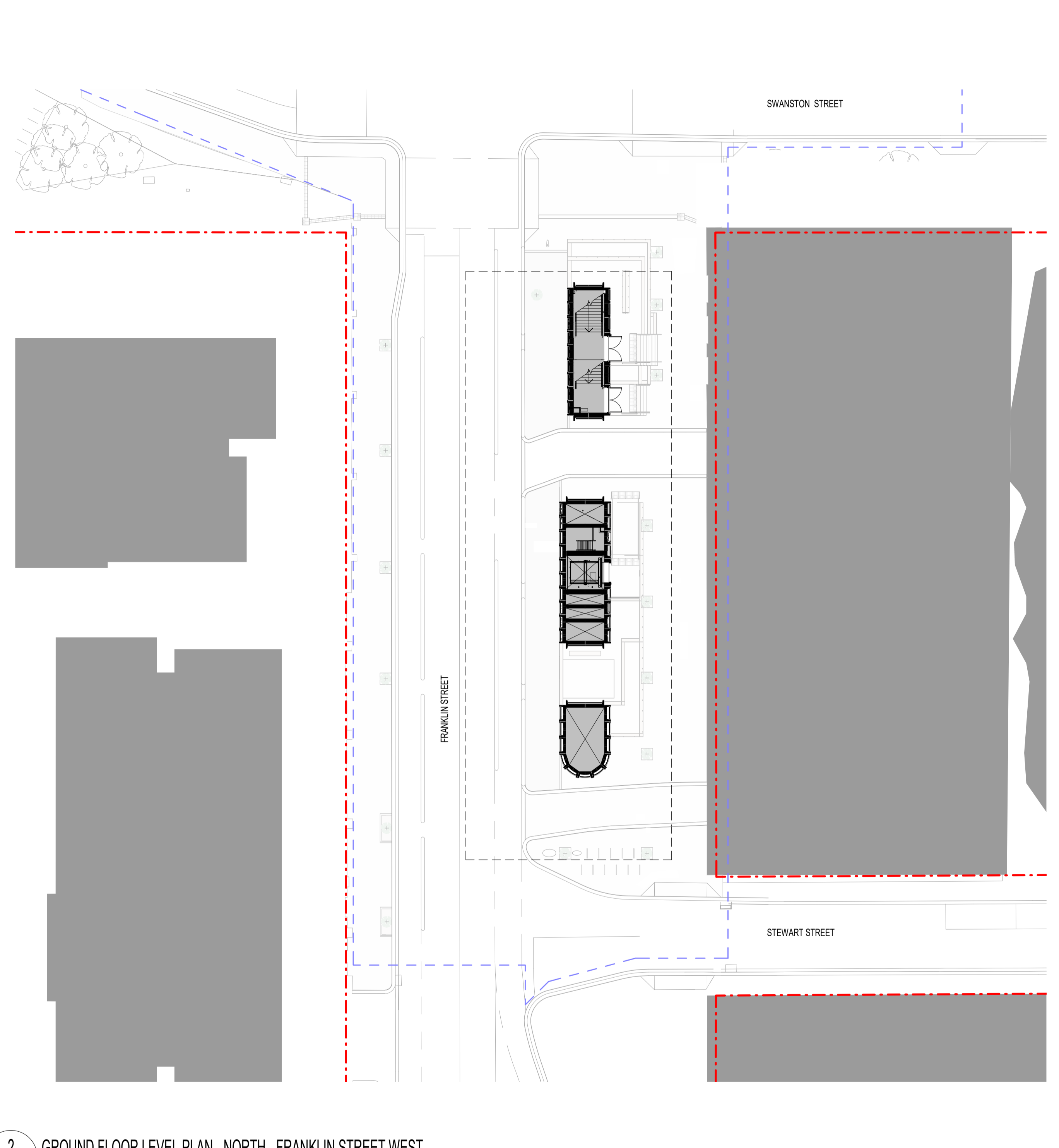
CERTIFIED BY: (BLOCK LETTERS) (SIGNATURE) (DATE)

NEF-S1 NFA-A1 NFA-A2 NEF-S2

NWF-S1 NWF-B1 NWF-S2

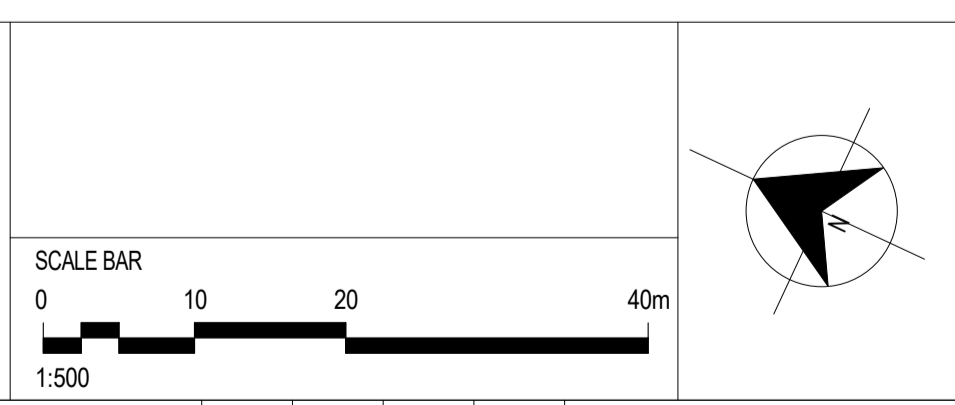


1 GROUND FLOOR LEVEL PLAN - NORTH - FRANKLIN STREET EAST
1496 1:250



2 GROUND FLOOR LEVEL PLAN - NORTH - FRANKLIN STREET WEST
1496 1:250

- LEGEND**
- NOT FOR APPROVAL
 - PROJECT LAND BOUNDARY
 - EXTENT OF PUBLIC REALM DESIGN RESPONSE



KEY PLAN

DEVELOPMENT PLAN SUBMISSION

Project Drawing Number: TAS-HWW-CBN-ZWD-DRG-ARC-TNC-A732001-DP
Revision: G.9

Revised By	In Serv	Rev	Date	Description	Designed	Checked	Ind. Rev.	Approv.
CYP		G.9	28/09/23	ISSUED FOR DEVELOPMENT PLAN				
CYP		G.8	09/06/22	ISSUED FOR DEVELOPMENT PLAN				
CYP		G.7	24/03/22	ISSUED FOR DEVELOPMENT PLAN				
CYP		G.6	08/03/22	ISSUED FOR DEVELOPMENT PLAN				
CYP		G.5	18/02/22	ISSUED FOR DEVELOPMENT PLAN				
CYP		G.4	08/03/18	ISSUED FOR DEVELOPMENT PLAN				
CYP		G.3	02/02/18	ISSUED FOR DEVELOPMENT PLAN				
CYP		G.2	21/11/17	ISSUED FOR DEVELOPMENT PLAN				

Consultant: Cross Yarra Partnership

Franchisee / Lessee: RAIL PROJECTS VICTORIA

ARCHITECTURAL
CBD NORTH
GROUND FLOOR PLAN - NORTH

Up Location East, North, ID#
Down Location East, North, ID#
Datum

File Name	Sheet No.	In Serv	Scale	As indicated	Sheet Size	A1
Drawn By: HWW	Checked By: PS/CL	Approved Approver	Drawing Number	Revision	Ind. Review	Approval Date

8. ALL SPEEDPANEL TO B1 OSD TO BE INSTALLED VERTICALLY UNLESS NOTED OTHERWISE

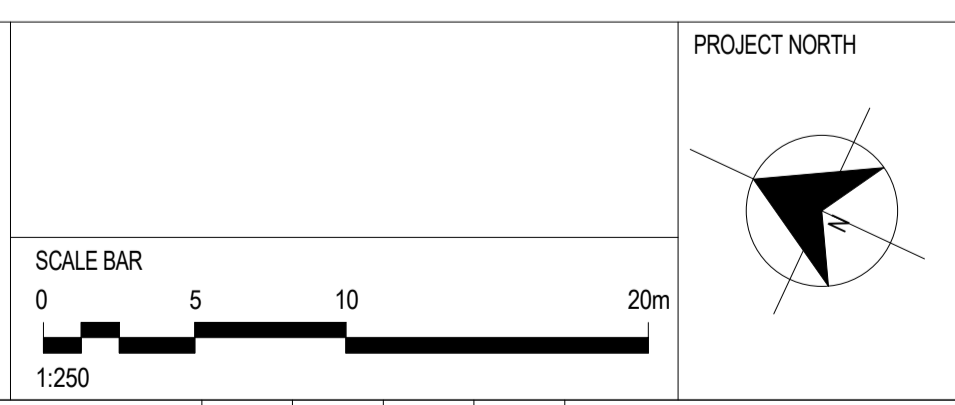
CERTIFIED BY: (BLOCK LETTERS)
(SIGNATURE)
(DATE)

NAS-S1 NAA-A1 NAS-B1 NAS-S2 NLL-B1 NLL-S2 NLS-S1 NLS-B1 NLS-B2 NLS-S2 NLA-A1 NLS-B4 NLS-S3 NLS-B5



1 GROUND FLOOR LEVEL PLAN - SOUTH - LA TROBE STREET
1496 1:250

- LEGEND**
- NOT FOR APPROVAL
 - PROJECT LAND BOUNDARY
 - EXTENT OF PUBLIC REALM DESIGN RESPONSE



PROJECT NORTH

KEY PLAN

DEVELOPMENT PLAN SUBMISSION

Project Drawing Number: TAS-HWW-CBN-ZWD-DRG-ARC-TNC-A732002-DP
Revision: G.10

8. ALL SPEEDPANEL TO B1 OSD TO BE INSTALLED VERTICALLY UNLESS NOTED OTHERWISE

Revised By	In Serv	Rev	Date	Description	Designed	Checked	Ind. Rev.	Approv.
CYP		G.10	09/10/24	ISSUED FOR DEVELOPMENT PLAN				
CYP		G.9	28/09/23	ISSUED FOR DEVELOPMENT PLAN	HWW	PS/CL		
CYP		G.8	09/06/22	ISSUED FOR DEVELOPMENT PLAN	HWW	HV/GB		
CYP		G.7	24/03/22	ISSUED FOR DEVELOPMENT PLAN	HWW	HV/GB		
CYP		G.6	08/03/22	ISSUED FOR DEVELOPMENT PLAN	HWW	HV/GB		
CYP		G.5	18/02/22	ISSUED FOR DEVELOPMENT PLAN	HWW	HV/GB		
CYP		G.4	08/03/18	ISSUED FOR DEVELOPMENT PLAN	HWW	HV/GB		

This drawing has been prepared by, or compiled from, information provided by persons other than PTV. To the maximum extent permitted by law, PTV disclaims any responsibility for, and makes no representations in relation to, the completeness, accuracy or quality of any information contained in this drawing. Each user of this drawing releases PTV from all and any liability, damage, cost, expense or liability in relation to the use of, or any reliance on, this drawing or the information contained in it.

All written dimensions take precedence over scaled dimensions.

This drawing is provided only for the information of the person or organisation to whom PTV provides it. It may not be provided to, or used by, any other person without PTV's prior written consent.

Consultant

Franchisee / Lessee

ARCHITECTURAL
CBD NORTH
GROUND FLOOR PLAN - SOUTH

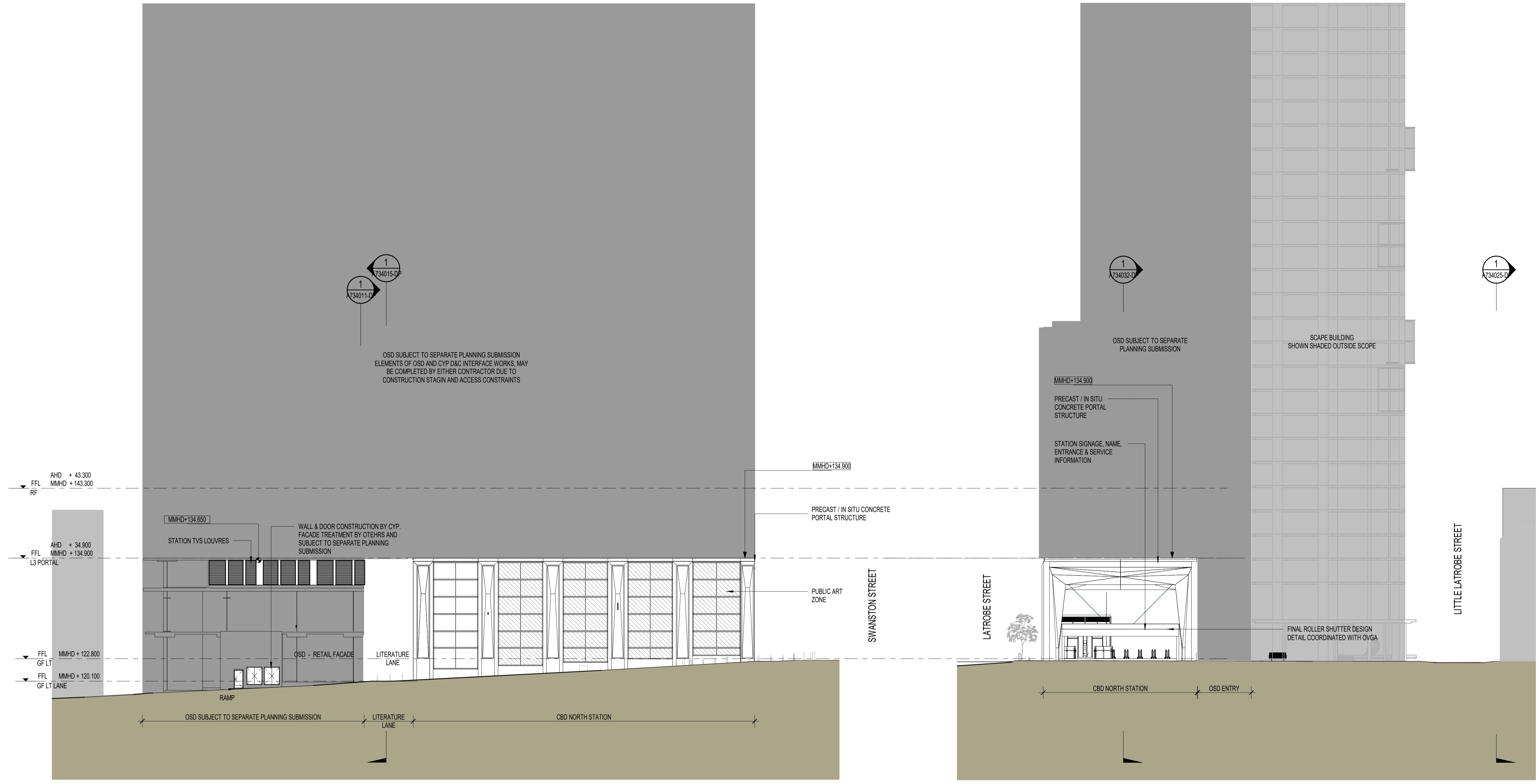
Up Location East, North, ID#
Down Location East, North, ID#
Datum

	Drawn By: HWW Checked By: PS/CL Approved Approver: [Signature] Drawing Number: [Blank]	Designed By: HWW Ind. Review: [Blank] Approval Date: [Blank] Revision: [Blank]
File Name: [Blank] Sheet No.: [Blank] In Serv: [Blank] Scale: As indicated Sheet Size: A1		

9/10/2024 11:34:14 AM

CERTIFIED BY: (BLOCK LETTERS)
(SIGNATURE)
(DATE)

NLS-SC NLS-BJ NLS-BH NLS-BG NLS-SB NLS-BFI NLS-BE NLS-BD NLS-BC NLS-BB NLS-SAI CBN-WBA NLS-B5 NLS-S3 NLS-B4 NLA-A1 NLS-B3 NLS-S2 NLS-B2 NLS-B1 NLS-S1 NLL-S2



1 LA TROBE STREET ELEVATION - EAST WEST
2180 1:250

2 SWANSTON STREET ELEVATION - NORTH SOUTH
2236 1:250

LEGEND NOT FOR APPROVAL	KEY PLAN 		DEVELOPMENT PLAN SUBMISSION																																																																																				
	SCALE BAR		Project Drawing Number: TAS-HWW-CBN-ZWD-DRG-ARC-TNC-A733001-DP Revision: G.8																																																																																				
8. ALL SPEEDPANEL TO B1 OSD TO BE INSTALLED VERTICALLY UNLESS NOTED OTHERWISE	<table border="1"> <thead> <tr> <th>Revised By</th> <th>In Serv</th> <th>Rev.</th> <th>Date</th> <th>Description</th> <th>Designed</th> <th>Checked</th> <th>Ind. Rev.</th> <th>Approv.</th> </tr> </thead> <tbody> <tr> <td>CYP</td> <td></td> <td>G.8</td> <td>28/09/23</td> <td>ISSUED FOR DEVELOPMENT PLAN</td> <td>HW</td> <td>PS/CL</td> <td></td> <td></td> </tr> <tr> <td>CYP</td> <td></td> <td>G.7</td> <td>22/09/23</td> <td>ISSUED FOR DEVELOPMENT PLAN</td> <td>HW</td> <td>HV/GB</td> <td>CYP</td> <td></td> </tr> <tr> <td>CYP</td> <td></td> <td>G.6</td> <td>10/06/22</td> <td>ISSUED FOR DEVELOPMENT PLAN</td> <td>HW</td> <td>HV/GB</td> <td></td> <td></td> </tr> <tr> <td>CYP</td> <td></td> <td>G.5</td> <td>09/06/22</td> <td>ISSUED FOR DEVELOPMENT PLAN</td> <td>HW</td> <td>HV/GB</td> <td></td> <td></td> </tr> <tr> <td>CYP</td> <td></td> <td>G.4</td> <td>24/03/22</td> <td>ISSUED FOR DEVELOPMENT PLAN</td> <td>HW</td> <td>HV/GB</td> <td></td> <td></td> </tr> <tr> <td>CYP</td> <td></td> <td>G.3</td> <td>08/03/22</td> <td>ISSUED FOR DEVELOPMENT PLAN</td> <td>HW</td> <td>HV/GB</td> <td></td> <td></td> </tr> <tr> <td>CYP</td> <td></td> <td>G.2</td> <td>18/02/22</td> <td>ISSUED FOR DEVELOPMENT PLAN</td> <td>HW</td> <td>HV/GB</td> <td></td> <td></td> </tr> <tr> <td>CYP</td> <td></td> <td>G.1</td> <td>02/02/18</td> <td>ISSUED FOR DEVELOPMENT PLAN</td> <td>HW</td> <td>HV/GB</td> <td></td> <td></td> </tr> </tbody> </table>		Revised By	In Serv	Rev.	Date	Description	Designed	Checked	Ind. Rev.	Approv.	CYP		G.8	28/09/23	ISSUED FOR DEVELOPMENT PLAN	HW	PS/CL			CYP		G.7	22/09/23	ISSUED FOR DEVELOPMENT PLAN	HW	HV/GB	CYP		CYP		G.6	10/06/22	ISSUED FOR DEVELOPMENT PLAN	HW	HV/GB			CYP		G.5	09/06/22	ISSUED FOR DEVELOPMENT PLAN	HW	HV/GB			CYP		G.4	24/03/22	ISSUED FOR DEVELOPMENT PLAN	HW	HV/GB			CYP		G.3	08/03/22	ISSUED FOR DEVELOPMENT PLAN	HW	HV/GB			CYP		G.2	18/02/22	ISSUED FOR DEVELOPMENT PLAN	HW	HV/GB			CYP		G.1	02/02/18	ISSUED FOR DEVELOPMENT PLAN	HW	HV/GB			Consultant: Cross Yarra Partnership Franchisee / Lessee: RAIL PROJECTS VICTORIA		ARCHITECTURAL CBD NORTH ELEVATIONS LA TROBE STREET SWANSTON STREET	
	Revised By	In Serv	Rev.	Date	Description	Designed	Checked	Ind. Rev.	Approv.																																																																														
CYP		G.8	28/09/23	ISSUED FOR DEVELOPMENT PLAN	HW	PS/CL																																																																																	
CYP		G.7	22/09/23	ISSUED FOR DEVELOPMENT PLAN	HW	HV/GB	CYP																																																																																
CYP		G.6	10/06/22	ISSUED FOR DEVELOPMENT PLAN	HW	HV/GB																																																																																	
CYP		G.5	09/06/22	ISSUED FOR DEVELOPMENT PLAN	HW	HV/GB																																																																																	
CYP		G.4	24/03/22	ISSUED FOR DEVELOPMENT PLAN	HW	HV/GB																																																																																	
CYP		G.3	08/03/22	ISSUED FOR DEVELOPMENT PLAN	HW	HV/GB																																																																																	
CYP		G.2	18/02/22	ISSUED FOR DEVELOPMENT PLAN	HW	HV/GB																																																																																	
CYP		G.1	02/02/18	ISSUED FOR DEVELOPMENT PLAN	HW	HV/GB																																																																																	
This drawing has been prepared by, or compiled from information provided by, persons other than PTV. To the maximum extent permitted by law, PTV does not accept responsibility for, and makes no representations in relation to, the completeness, accuracy or quality of any information contained in this drawing. Each user of this drawing releases PTV from all and any loss, damage, cost, expense or liability in relation to the use of, or any reliance on, this drawing or the information contained in it. All written dimensions take precedence over scaled dimensions. This drawing is provided only for the information of the person or organization to whom PTV provides it. It may not be provided to, or used by, any other person without PTV's prior written consent.		Up Location East, North, ID# Down Location East, North, ID# Datum		<table border="1"> <tr> <td>File Name</td> <td>Drawn By</td> <td>Designed By</td> </tr> <tr> <td>Sheet No.</td> <td>Checked By</td> <td>Ind. Review</td> </tr> <tr> <td>In Serv</td> <td>Approved Approver</td> <td>Approval Date</td> </tr> <tr> <td>Scale: As indicated</td> <td>Sheet Size: A1</td> <td>Drawing Number</td> </tr> <tr> <td></td> <td></td> <td>Revision</td> </tr> </table>		File Name	Drawn By	Designed By	Sheet No.	Checked By	Ind. Review	In Serv	Approved Approver	Approval Date	Scale: As indicated	Sheet Size: A1	Drawing Number			Revision																																																																			
File Name	Drawn By	Designed By																																																																																					
Sheet No.	Checked By	Ind. Review																																																																																					
In Serv	Approved Approver	Approval Date																																																																																					
Scale: As indicated	Sheet Size: A1	Drawing Number																																																																																					
		Revision																																																																																					

27/09/2023 11:31:38 PM

CERTIFIED BY: (BLOCK LETTERS)
(SIGNATURE)
(DATE)

NEF-S1/NWF-S1

NWF-B1/NWF-S2

NAS-S1

NAS-B1

NAS-S2

NLL-S1

NLL-B1

NLL-B2

NLL-S2

NLS-S1

NLS-B1

NLS-B2

NLS-S2

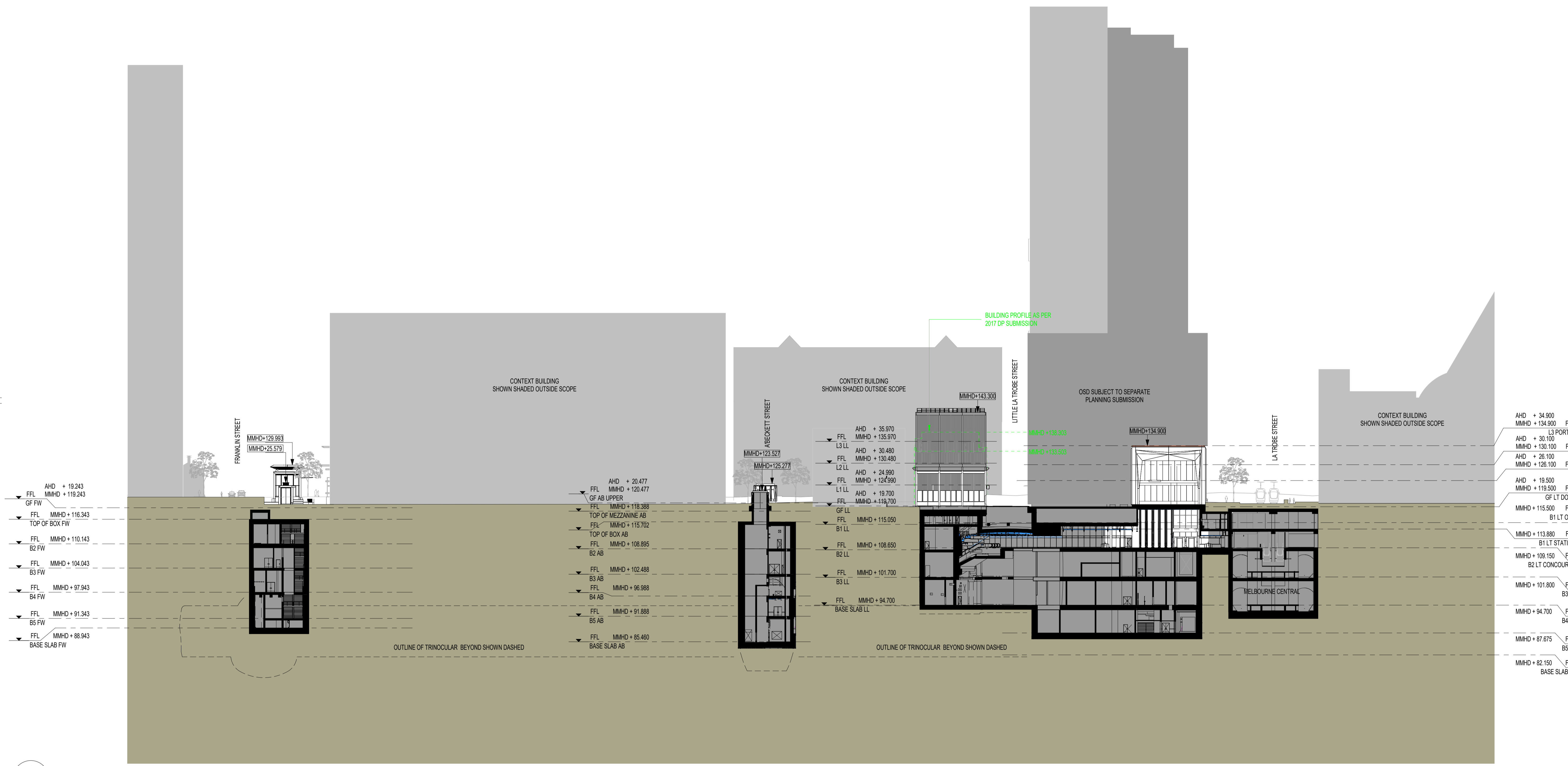
NLS-B3

NLA-A1

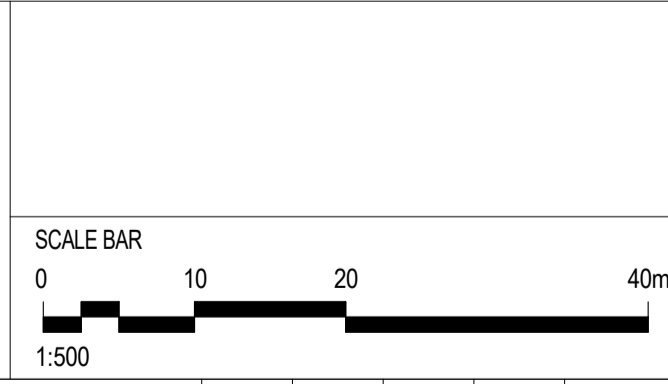
NLS-B4

NLS-S3

NLS-B5



LEGEND
NOT FOR APPROVAL



PROJECT NORTH

KEY PLAN

DEVELOPMENT PLAN SUBMISSION

Project Drawing Number: TAS-HWW-CBN-ZWD-DRG-ARC-TNC-A734010-DP
Revision: G.9

Revised By	In Serv	Rev	Date	Description	Designed	Checked	Ind. Rev.	Approv.
CYP		G.9	28/09/23	ISSUED FOR DEVELOPMENT PLAN	HWW	PS/CL		
CYP		G.8	22/09/23	ISSUED FOR DEVELOPMENT PLAN	HWW	HV/GB	CYP	
CYP		G.7	09/06/22	ISSUED FOR DEVELOPMENT PLAN	HWW	HV/GB		
CYP		G.6	24/03/22	ISSUED FOR DEVELOPMENT PLAN	HWW	HV/GB		
CYP		G.5	08/03/22	ISSUED FOR DEVELOPMENT PLAN	HWW	HV/GB		
CYP		G.4	18/02/22	ISSUED FOR DEVELOPMENT PLAN	HWW	HV/GB		
CYP		G.3	08/03/18	ISSUED FOR DEVELOPMENT PLAN	HWW	HV/GB		
CYP		G.2	21/11/17	ISSUED FOR DEVELOPMENT PLAN	HWW	HV/GB		

This drawing has been prepared by, or compiled from information provided by, persons other than PTV. To the maximum extent permitted by law, PTV does not accept responsibility for, and makes no representations in relation to, the completeness, accuracy or quality of any information contained in this drawing. Each user of this drawing releases PTV from all and any loss, damage, cost, expense or liability in relation to the use of, or any reliance on, this drawing or the information contained in it.

All written dimensions take precedence over scaled dimensions.

This drawing is provided only for the information of the person or organization to whom PTV provides it. It may not be provided to, or used by, any other person without PTV's prior written consent.

Consultant

Franchisee / Lessee

ARCHITECTURAL
CBD NORTH
NORTH - SOUTH LONG SECTION

Up Location East, North, ID#
Down Location East, North, ID#
Datum

PUBLIC TRANSPORT VICTORIA PT

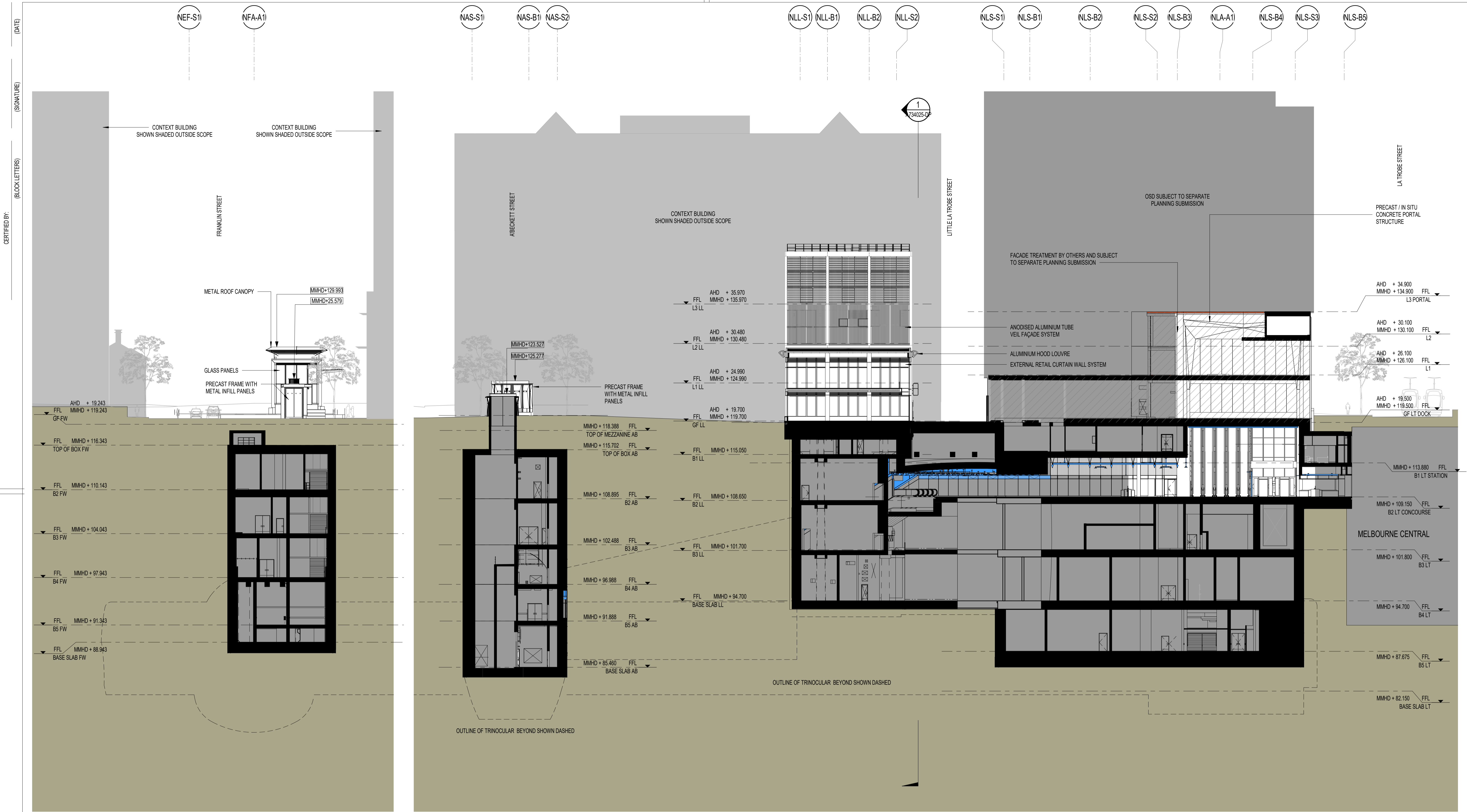
Drawn By: HWW
Checked By: PS/CL
Approved Approver
Drawing Number

Designed By: HWW
Ind. Review
Approval Date
Revision

Scale: As indicated
Sheet Size: A1

27/09/2023 11:32:58 PM

8. ALL SPEEDPANEL TO B1 OSD TO BE INSTALLED VERTICALLY UNLESS NOTED OTHERWISE



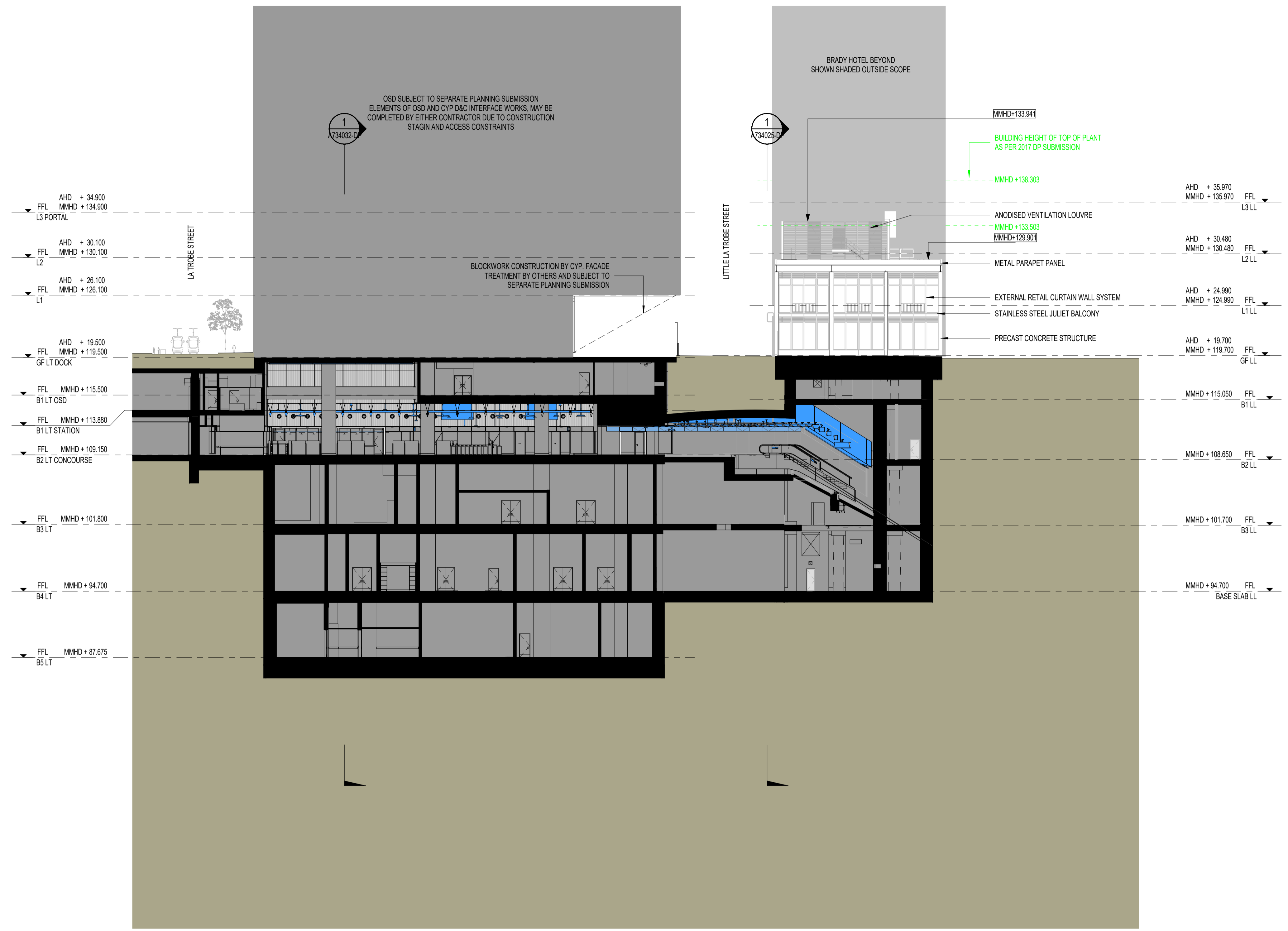
1 NORTH-SOUTH LONG SECTION - FRANKLIN ST, A'BECKETT ST & LITTLE LATROBE ST SHAFTS
1:250

<p>LEGEND</p> <p>■ NOT FOR APPROVAL</p>		<p>PROJECT NORTH</p> <p>KEY PLAN</p>		<p>SCALE BAR</p> <p>0 5 10 20m</p> <p>1:250</p>		<p>CONSULTANT</p> <p>Cross Yarra Partnership</p> <p>Franchisee / Lessee</p> <p>RAIL PROJECTS VICTORIA</p>		<p>ARCHITECTURAL</p> <p>CBD NORTH</p> <p>NORTH - SOUTH CROSS SECTION</p>		<p>DEVELOPMENT PLAN SUBMISSION</p>																																																																														
<p>8. ALL SPEEDPANEL TO B1 OSD TO BE INSTALLED VERTICALLY UNLESS NOTED OTHERWISE</p>		<table border="1"> <thead> <tr> <th>Revised By</th> <th>In Serv</th> <th>Rev</th> <th>Date</th> <th>Description</th> <th>Designed</th> <th>Checked</th> <th>Ind. Rev.</th> <th>Approv.</th> </tr> </thead> <tbody> <tr> <td>CYP</td> <td>G.9</td> <td>28/09/23</td> <td></td> <td>ISSUED FOR DEVELOPMENT PLAN</td> <td>HW</td> <td>PS/CL</td> <td></td> <td></td> </tr> <tr> <td>CYP</td> <td>G.8</td> <td>29/07/22</td> <td></td> <td>ISSUED FOR DEVELOPMENT PLAN</td> <td>HW</td> <td>HV/GB</td> <td>CYP</td> <td></td> </tr> <tr> <td>CYP</td> <td>G.7</td> <td>14/06/22</td> <td></td> <td>ISSUED FOR DEVELOPMENT PLAN</td> <td>HW</td> <td>HV/GB</td> <td></td> <td></td> </tr> <tr> <td>CYP</td> <td>G.6</td> <td>24/03/22</td> <td></td> <td>ISSUED FOR DEVELOPMENT PLAN</td> <td>HW</td> <td>HV/GB</td> <td></td> <td></td> </tr> <tr> <td>CYP</td> <td>G.5</td> <td>08/03/22</td> <td></td> <td>ISSUED FOR DEVELOPMENT PLAN</td> <td>HW</td> <td>HV/GB</td> <td></td> <td></td> </tr> <tr> <td>CYP</td> <td>G.4</td> <td>18/02/22</td> <td></td> <td>ISSUED FOR DEVELOPMENT PLAN</td> <td>HW</td> <td>HV/GB</td> <td></td> <td></td> </tr> <tr> <td>CYP</td> <td>G.3</td> <td>08/03/18</td> <td></td> <td>ISSUED FOR DEVELOPMENT PLAN</td> <td>HW</td> <td>HV/GB</td> <td></td> <td></td> </tr> <tr> <td>CYP</td> <td>G.2</td> <td>21/11/17</td> <td></td> <td>ISSUED FOR DEVELOPMENT PLAN</td> <td>HW</td> <td>HV/GB</td> <td></td> <td></td> </tr> </tbody> </table>		Revised By	In Serv	Rev	Date	Description	Designed	Checked	Ind. Rev.	Approv.	CYP	G.9	28/09/23		ISSUED FOR DEVELOPMENT PLAN	HW	PS/CL			CYP	G.8	29/07/22		ISSUED FOR DEVELOPMENT PLAN	HW	HV/GB	CYP		CYP	G.7	14/06/22		ISSUED FOR DEVELOPMENT PLAN	HW	HV/GB			CYP	G.6	24/03/22		ISSUED FOR DEVELOPMENT PLAN	HW	HV/GB			CYP	G.5	08/03/22		ISSUED FOR DEVELOPMENT PLAN	HW	HV/GB			CYP	G.4	18/02/22		ISSUED FOR DEVELOPMENT PLAN	HW	HV/GB			CYP	G.3	08/03/18		ISSUED FOR DEVELOPMENT PLAN	HW	HV/GB			CYP	G.2	21/11/17		ISSUED FOR DEVELOPMENT PLAN	HW	HV/GB			<p>PROJECT DRAWING NUMBER</p> <p>TAS-HWW-CBN-ZWD-DRG-ARC-TNC-A734011-DP</p>		<p>REVISION</p> <p>G.9</p>	
Revised By	In Serv	Rev	Date	Description	Designed	Checked	Ind. Rev.	Approv.																																																																																
CYP	G.9	28/09/23		ISSUED FOR DEVELOPMENT PLAN	HW	PS/CL																																																																																		
CYP	G.8	29/07/22		ISSUED FOR DEVELOPMENT PLAN	HW	HV/GB	CYP																																																																																	
CYP	G.7	14/06/22		ISSUED FOR DEVELOPMENT PLAN	HW	HV/GB																																																																																		
CYP	G.6	24/03/22		ISSUED FOR DEVELOPMENT PLAN	HW	HV/GB																																																																																		
CYP	G.5	08/03/22		ISSUED FOR DEVELOPMENT PLAN	HW	HV/GB																																																																																		
CYP	G.4	18/02/22		ISSUED FOR DEVELOPMENT PLAN	HW	HV/GB																																																																																		
CYP	G.3	08/03/18		ISSUED FOR DEVELOPMENT PLAN	HW	HV/GB																																																																																		
CYP	G.2	21/11/17		ISSUED FOR DEVELOPMENT PLAN	HW	HV/GB																																																																																		
<p>Up Location East, North, ID#</p> <p>Down Location East, North, ID#</p> <p>Datum</p>		<p>File Name</p> <p>Sheet No.</p> <p>In Serv</p> <p>Scale As indicated</p> <p>Sheet Size A1</p>		<p>Drawn By HWW</p> <p>Checked By PS/CL</p> <p>Approved Approver</p> <p>Drawing Number</p> <p>Revision</p>																																																																																				

27/09/2023 11:34:17 PM

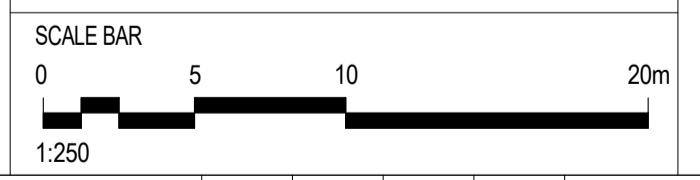
CERTIFIED BY: (BLOCK LETTERS) (SIGNATURE) (DATE)

NLS-B5 NLS-S3 CBN-3 NLS-B4 NLA-A11 NLS-B3 NLS-S2 NLS-B2 NLS-B1 NLS-S1



1 NORTH - SOUTH SECTION - LITERATURE LANE
001 1:250

LEGEND
■ NOT FOR APPROVAL



PROJECT NORTH

KEY PLAN

DEVELOPMENT PLAN SUBMISSION

Project Drawing Number	Revision
TAS-HWW-CBN-ZWD-DRG-ARC-TNC-A734015-DP	G.6

Revised By	In Serv	Rev	Date	Description	Designed	Checked	Ind. Rev.	Approv.
CYP		G.6	28/09/23	ISSUED FOR DEVELOPMENT PLAN	HWW	PS/CL		
CYP		G.5	22/07/23	ISSUED FOR DEVELOPMENT PLAN	HWW	HV/GB		
CYP		G.4	14/06/22	ISSUED FOR DEVELOPMENT PLAN	HWW	HV/GB		
CYP		G.3	09/06/22	ISSUED FOR DEVELOPMENT PLAN	HWW	HV/GB		
CYP		G.2	24/03/22	ISSUED FOR DEVELOPMENT PLAN	HWW	HV/GB		
CYP		G.1	08/03/22	ISSUED FOR DEVELOPMENT PLAN	HWW	HV/GB		

This drawing has been prepared by, or compiled from information provided by, persons other than PTV. To the maximum extent permissible by law, PTV does not accept responsibility for, and makes no representations in relation to, the completeness, accuracy or quality of any information contained in this drawing. Each user of this drawing releases PTV from all and any loss, damage, cost, expense or liability in relation to the use of, or any reliance on, this drawing or the information contained in it.

All written dimensions take precedence over scaled dimensions.

This drawing is provided only for the information of the person or organisation to whom PTV provides it. It may not be provided to, or used by, any other person without PTV's prior written consent.

Consultant

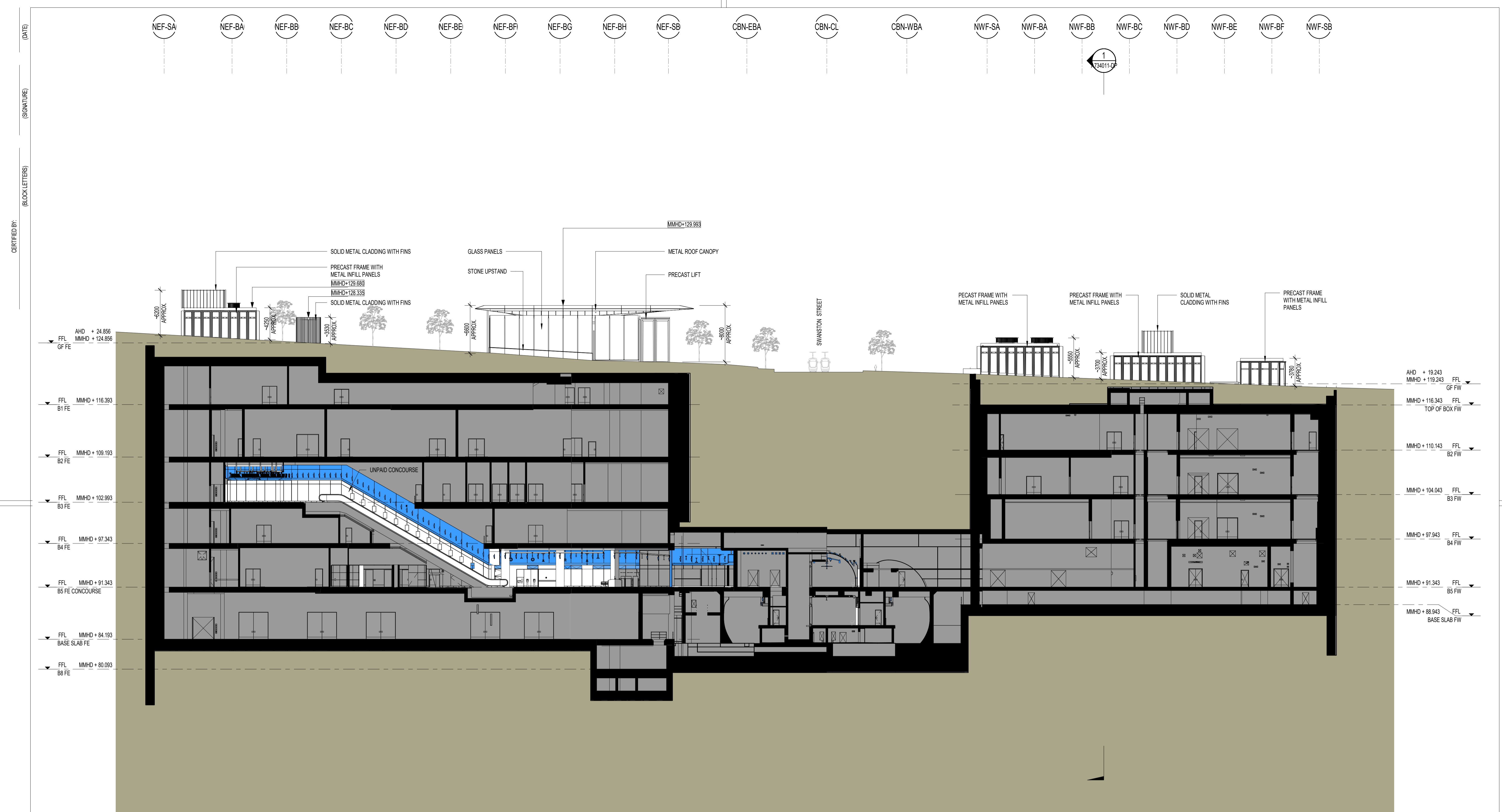
Franchisee / Lessee

ARCHITECTURAL		
CBD NORTH		
NORTH - SOUTH CROSS SECTION		
LITERATURE LANE		
Up Location East, North, ID#	Down Location East, North, ID#	Datum

PUBLIC TRANSPORT VICTORIA			Drawn By HWW	Designed By HWW
File Name		Checked By PS/CL	Ind. Review	
Sheet No.		Approved	Approval Date	
In Serv		Drawing Number		Revision
Scale	As indicated	Sheet Size	A1	

27/09/2023 11:34:54 PM

8. ALL SPEEDPANEL TO B1 OSD TO BE INSTALLED VERTICALLY UNLESS NOTED OTHERWISE

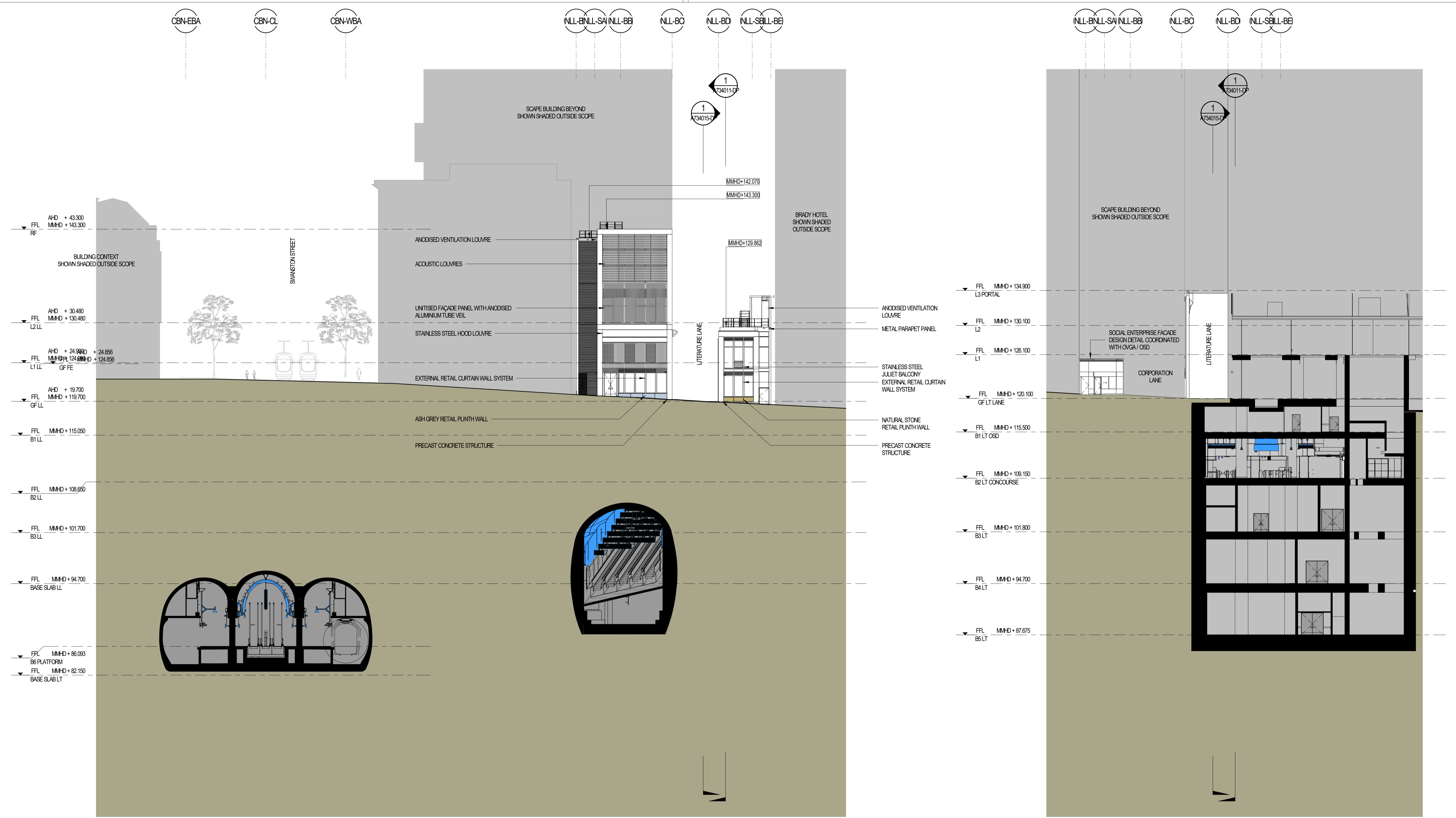


1 EAST - WEST CROSS SECTION - FRANKLIN STREET
1:250

LEGEND NOT FOR APPROVAL		SCALE BAR 0 5 10 20m 1:250		PROJECT NORTH KEY PLAN		DEVELOPMENT PLAN SUBMISSION																																																																																																												
8. ALL SPEEDPANEL TO B1 OSD TO BE INSTALLED VERTICALLY UNLESS NOTED OTHERWISE		<table border="1"> <thead> <tr> <th>Revised By</th> <th>In Serv</th> <th>Rev</th> <th>Date</th> <th>Description</th> <th>Designed</th> <th>Checked</th> <th>Ind. Rev.</th> <th>Approv.</th> </tr> </thead> <tbody> <tr> <td>CYP</td> <td></td> <td>G.9</td> <td>28/09/23</td> <td>ISSUED FOR DEVELOPMENT PLAN</td> <td></td> <td></td> <td></td> <td></td> </tr> <tr> <td>CYP</td> <td></td> <td>G.8</td> <td>22/07/22</td> <td>ISSUED FOR DEVELOPMENT PLAN</td> <td></td> <td></td> <td></td> <td></td> </tr> <tr> <td>CYP</td> <td></td> <td>G.7</td> <td>09/06/22</td> <td>ISSUED FOR DEVELOPMENT PLAN</td> <td></td> <td></td> <td></td> <td></td> </tr> <tr> <td>CYP</td> <td></td> <td>G.6</td> <td>24/03/22</td> <td>ISSUED FOR DEVELOPMENT PLAN</td> <td></td> <td></td> <td></td> <td></td> </tr> <tr> <td>CYP</td> <td></td> <td>G.5</td> <td>08/03/22</td> <td>ISSUED FOR DEVELOPMENT PLAN</td> <td></td> <td></td> <td></td> <td></td> </tr> <tr> <td>CYP</td> <td></td> <td>G.4</td> <td>18/02/22</td> <td>ISSUED FOR DEVELOPMENT PLAN</td> <td></td> <td></td> <td></td> <td></td> </tr> <tr> <td>CYP</td> <td></td> <td>G.3</td> <td>08/03/18</td> <td>ISSUED FOR DEVELOPMENT PLAN</td> <td></td> <td></td> <td></td> <td></td> </tr> <tr> <td>CYP</td> <td></td> <td>G.2</td> <td>21/11/17</td> <td>ISSUED FOR DEVELOPMENT PLAN</td> <td></td> <td></td> <td></td> <td></td> </tr> </tbody> </table>		Revised By	In Serv	Rev	Date	Description	Designed	Checked	Ind. Rev.	Approv.	CYP		G.9	28/09/23	ISSUED FOR DEVELOPMENT PLAN					CYP		G.8	22/07/22	ISSUED FOR DEVELOPMENT PLAN					CYP		G.7	09/06/22	ISSUED FOR DEVELOPMENT PLAN					CYP		G.6	24/03/22	ISSUED FOR DEVELOPMENT PLAN					CYP		G.5	08/03/22	ISSUED FOR DEVELOPMENT PLAN					CYP		G.4	18/02/22	ISSUED FOR DEVELOPMENT PLAN					CYP		G.3	08/03/18	ISSUED FOR DEVELOPMENT PLAN					CYP		G.2	21/11/17	ISSUED FOR DEVELOPMENT PLAN					<table border="1"> <tr> <td> Consultant Cross Yarra Partnership </td> <td> Franchisee / Lessee </td> </tr> </table>		Consultant Cross Yarra Partnership	Franchisee / Lessee 	<table border="1"> <tr> <td colspan="3"> ARCHITECTURAL CBD NORTH EAST - WEST CROSS SECTION FRANKLIN STREET </td> </tr> <tr> <td>Up Location East, North, ID#</td> <td>Down Location East, North, ID#</td> <td>Datum</td> </tr> </table>		ARCHITECTURAL CBD NORTH EAST - WEST CROSS SECTION FRANKLIN STREET			Up Location East, North, ID#	Down Location East, North, ID#	Datum	<table border="1"> <tr> <td colspan="2"> PUBLIC TRANSPORT VICTORIA </td> <td> Drawn By HWW </td> <td> Designed By HWW </td> </tr> <tr> <td colspan="2"> File Name Sheet No. </td> <td> Checked By PS/CL </td> <td> Ind. Review </td> </tr> <tr> <td colspan="2"> In Serv </td> <td> Approved Approver Drawing Number </td> <td> Approval Date </td> </tr> <tr> <td>Scale As indicated</td> <td>Sheet Size A1</td> <td colspan="2">Revision</td> </tr> </table>		PUBLIC TRANSPORT VICTORIA		Drawn By HWW	Designed By HWW	File Name Sheet No.		Checked By PS/CL	Ind. Review	In Serv		Approved Approver Drawing Number	Approval Date	Scale As indicated	Sheet Size A1	Revision	
Revised By	In Serv	Rev	Date	Description	Designed	Checked	Ind. Rev.	Approv.																																																																																																										
CYP		G.9	28/09/23	ISSUED FOR DEVELOPMENT PLAN																																																																																																														
CYP		G.8	22/07/22	ISSUED FOR DEVELOPMENT PLAN																																																																																																														
CYP		G.7	09/06/22	ISSUED FOR DEVELOPMENT PLAN																																																																																																														
CYP		G.6	24/03/22	ISSUED FOR DEVELOPMENT PLAN																																																																																																														
CYP		G.5	08/03/22	ISSUED FOR DEVELOPMENT PLAN																																																																																																														
CYP		G.4	18/02/22	ISSUED FOR DEVELOPMENT PLAN																																																																																																														
CYP		G.3	08/03/18	ISSUED FOR DEVELOPMENT PLAN																																																																																																														
CYP		G.2	21/11/17	ISSUED FOR DEVELOPMENT PLAN																																																																																																														
Consultant Cross Yarra Partnership	Franchisee / Lessee 																																																																																																																	
ARCHITECTURAL CBD NORTH EAST - WEST CROSS SECTION FRANKLIN STREET																																																																																																																		
Up Location East, North, ID#	Down Location East, North, ID#	Datum																																																																																																																
PUBLIC TRANSPORT VICTORIA		Drawn By HWW	Designed By HWW																																																																																																															
File Name Sheet No.		Checked By PS/CL	Ind. Review																																																																																																															
In Serv		Approved Approver Drawing Number	Approval Date																																																																																																															
Scale As indicated	Sheet Size A1	Revision																																																																																																																
Project Drawing Number TAS-HWW-CBN-ZWD-DRG-ARC-TNC-A734021-DP		Revision G.9																																																																																																																

27/09/2023 11:35:55 PM

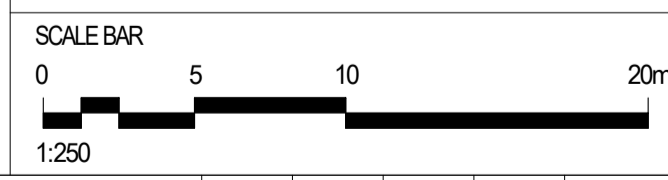
DATE: _____
SIGNATURE: _____
BLOCK LETTERS: _____



1 EAST - WEST CROSS SECTION - LITERATURE LANE
001 1:250

2 EAST - WEST CROSS SECTION - CORPORATION LANE
A001 1:250

LEGEND
[Grey Box] NOT FOR APPROVAL



PROJECT NORTH

KEY PLAN

DEVELOPMENT PLAN SUBMISSION

Project Drawing Number: TAS-HWW-CBN-ZWD-DRG-ARC-TNC-A734022-DP
Revision: G.6

5/09/2024 4:24:50 PM

8. ALL SPEEDPANEL TO B1 OSD TO BE INSTALLED VERTICALLY UNLESS NOTED OTHERWISE

Revised By	In Serv	Rev.	Date	Description	Designed	Checked	Ind. Rev.	Approv.
CYP		G.6	20/08/24	ISSUED FOR DEVELOPMENT PLAN	HWW	PS/CL		
CYP		G.5	28/09/23	ISSUED FOR DEVELOPMENT PLAN	HWW	PS/CL		
CYP		G.4	29/07/22	ISSUED FOR DEVELOPMENT PLAN	HWW	HV/GB		
CYP		G.3	09/06/22	ISSUED FOR DEVELOPMENT PLAN	HWW	HV/GB		
CYP		G.2	24/03/22	ISSUED FOR DEVELOPMENT PLAN	HWW	HV/GB		
CYP		G.1	08/03/22	ISSUED FOR DEVELOPMENT PLAN	HWW	HV/GB		

This drawing has been prepared by, or compiled from information provided by, persons other than PTV. To the maximum extent permitted by law, PTV disclaims responsibility for, and makes no representations in relation to, the completeness, accuracy or quality of any information contained in this drawing. Each user of the drawing releases PTV from all and any loss, damage, cost, expense or liability in relation to the use of, or any reliance on, this drawing or the information contained in it.

All written dimensions take precedence over scaled dimensions.

This drawing is provided only for the information of the person or organisation to whom PTV provides it. It may not be provided to, or used by, any other person without PTV's prior written consent.

Consultant

Franchisee / Lessee

ARCHITECTURAL
CBD NORTH
EAST - WEST CROSS SECTION
LITERATURE LANE

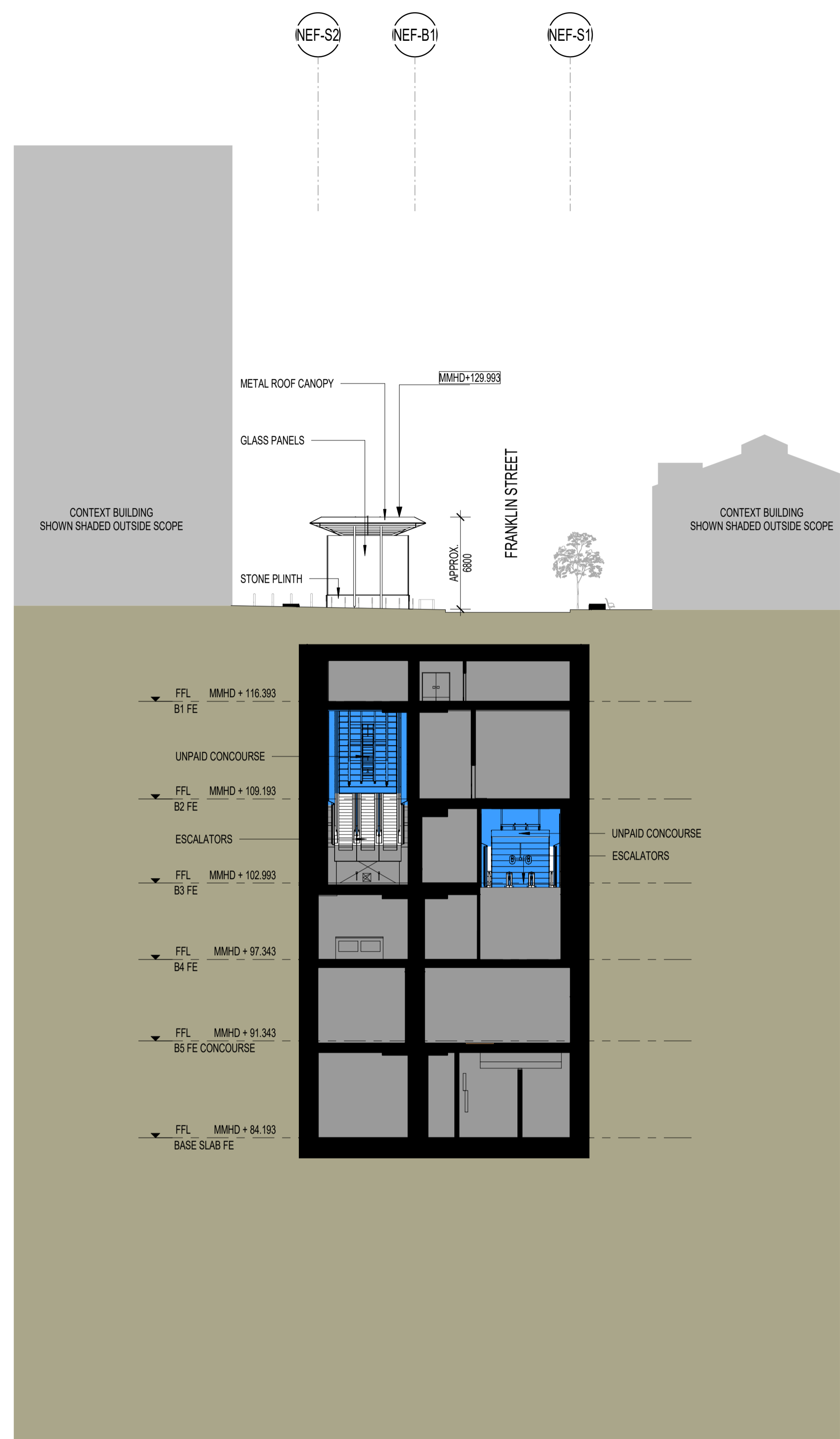
Up Location East, North, ID#
Down Location East, North, ID#
Datum

PUBLIC TRANSPORT VICTORIA PT

File Name: _____
Sheet No.: _____
In Serv: _____
Scale: As indicated
Sheet Size: A1

Drawn By: HWW
Checked By: PS/CL
Approved: _____
Drawing Number: _____
Revision: _____

CERTIFIED BY: (BLOCK LETTERS) (SIGNATURE) (DATE)

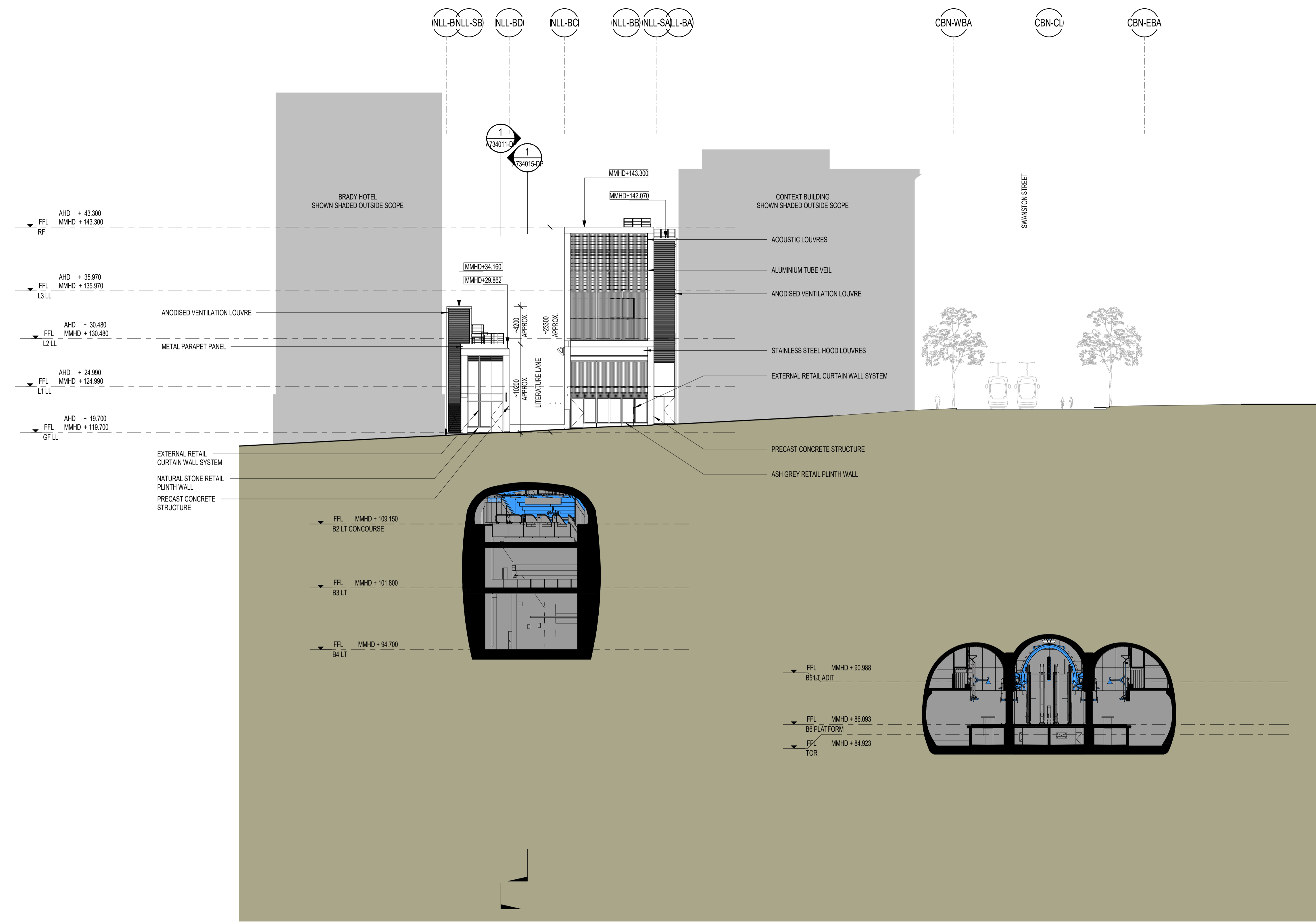


1 NORTH SOUTH CROSS SECTION - FRANKLIN STREET
1:250

LEGEND		PROJECT NORTH		KEY PLAN		DEVELOPMENT PLAN SUBMISSION																																																																																				
<p>■ NOT FOR APPROVAL</p>		SCALE BAR				<p>Project Drawing Number: TAS-HWW-CBN-ZWD-DRG-ARC-TNC-A734023-DP</p> <p>Revision: G.8</p>																																																																																				
<p>8. ALL SPEEDPANEL TO B1 OSD TO BE INSTALLED VERTICALLY UNLESS NOTED OTHERWISE</p>		<table border="1"> <thead> <tr> <th>Revised By</th> <th>In Serv</th> <th>Rev.</th> <th>Date</th> <th>Description</th> <th>Designed</th> <th>Checked</th> <th>Ind. Rev.</th> <th>Approv.</th> </tr> </thead> <tbody> <tr> <td>CYP</td> <td></td> <td>G.8</td> <td>28/09/23</td> <td>ISSUED FOR DEVELOPMENT PLAN</td> <td>HWW</td> <td>PS/CL</td> <td></td> <td></td> </tr> <tr> <td>CYP</td> <td></td> <td>G.7</td> <td>22/07/22</td> <td>ISSUED FOR DEVELOPMENT PLAN</td> <td>HWW</td> <td>HV/GB</td> <td>CYP</td> <td></td> </tr> <tr> <td>CYP</td> <td></td> <td>G.6</td> <td>09/06/22</td> <td>ISSUED FOR DEVELOPMENT PLAN</td> <td>HWW</td> <td>HV/GB</td> <td></td> <td></td> </tr> <tr> <td>CYP</td> <td></td> <td>G.5</td> <td>24/03/22</td> <td>ISSUED FOR DEVELOPMENT PLAN</td> <td>HWW</td> <td>HV/GB</td> <td></td> <td></td> </tr> <tr> <td>CYP</td> <td></td> <td>G.4</td> <td>08/03/22</td> <td>ISSUED FOR DEVELOPMENT PLAN</td> <td>HWW</td> <td>HV/GB</td> <td></td> <td></td> </tr> <tr> <td>CYP</td> <td></td> <td>G.3</td> <td>18/02/22</td> <td>ISSUED FOR DEVELOPMENT PLAN</td> <td>HWW</td> <td>HV/GB</td> <td></td> <td></td> </tr> <tr> <td>CYP</td> <td></td> <td>G.2</td> <td>21/11/17</td> <td>ISSUED FOR DEVELOPMENT PLAN</td> <td>HWW</td> <td>HV/GB</td> <td></td> <td></td> </tr> <tr> <td>CYP</td> <td></td> <td>G.1</td> <td>01/11/17</td> <td>ISSUED FOR DEVELOPMENT PLAN</td> <td>HWW</td> <td>HV/GB</td> <td></td> <td></td> </tr> </tbody> </table>		Revised By	In Serv	Rev.	Date	Description	Designed	Checked	Ind. Rev.	Approv.	CYP		G.8	28/09/23	ISSUED FOR DEVELOPMENT PLAN	HWW	PS/CL			CYP		G.7	22/07/22	ISSUED FOR DEVELOPMENT PLAN	HWW	HV/GB	CYP		CYP		G.6	09/06/22	ISSUED FOR DEVELOPMENT PLAN	HWW	HV/GB			CYP		G.5	24/03/22	ISSUED FOR DEVELOPMENT PLAN	HWW	HV/GB			CYP		G.4	08/03/22	ISSUED FOR DEVELOPMENT PLAN	HWW	HV/GB			CYP		G.3	18/02/22	ISSUED FOR DEVELOPMENT PLAN	HWW	HV/GB			CYP		G.2	21/11/17	ISSUED FOR DEVELOPMENT PLAN	HWW	HV/GB			CYP		G.1	01/11/17	ISSUED FOR DEVELOPMENT PLAN	HWW	HV/GB			<p>Consultant: Cross Yarra Partnership</p> <p>Franchisee / Lessee: RAIL PROJECTS VICTORIA</p>		<p>ARCHITECTURAL</p> <p>CBD NORTH</p> <p>NORTH - SOUTH CROSS SECTION</p> <p>FRANKLIN STREET</p>		<p>Public Transport Victoria (PTV) logo</p> <p>Drawn By: HWW, Checked By: PS/CL, Approved Approver: [Signature]</p> <p>Designed By: HWW, Ind. Review: [Signature], Approval Date: [Date]</p>	
Revised By	In Serv	Rev.	Date	Description	Designed	Checked	Ind. Rev.	Approv.																																																																																		
CYP		G.8	28/09/23	ISSUED FOR DEVELOPMENT PLAN	HWW	PS/CL																																																																																				
CYP		G.7	22/07/22	ISSUED FOR DEVELOPMENT PLAN	HWW	HV/GB	CYP																																																																																			
CYP		G.6	09/06/22	ISSUED FOR DEVELOPMENT PLAN	HWW	HV/GB																																																																																				
CYP		G.5	24/03/22	ISSUED FOR DEVELOPMENT PLAN	HWW	HV/GB																																																																																				
CYP		G.4	08/03/22	ISSUED FOR DEVELOPMENT PLAN	HWW	HV/GB																																																																																				
CYP		G.3	18/02/22	ISSUED FOR DEVELOPMENT PLAN	HWW	HV/GB																																																																																				
CYP		G.2	21/11/17	ISSUED FOR DEVELOPMENT PLAN	HWW	HV/GB																																																																																				
CYP		G.1	01/11/17	ISSUED FOR DEVELOPMENT PLAN	HWW	HV/GB																																																																																				
		<p>Up Location East. North. ID#</p> <p>Down Location East. North. ID#</p> <p>Datum</p>		<p>Scale: As indicated</p> <p>Sheet Size: A1</p>		<p>Revision</p>																																																																																				

27/09/2023 11:37:20 PM

CERTIFIED BY: (BLOCK LETTERS)
(SIGNATURE)
(DATE)



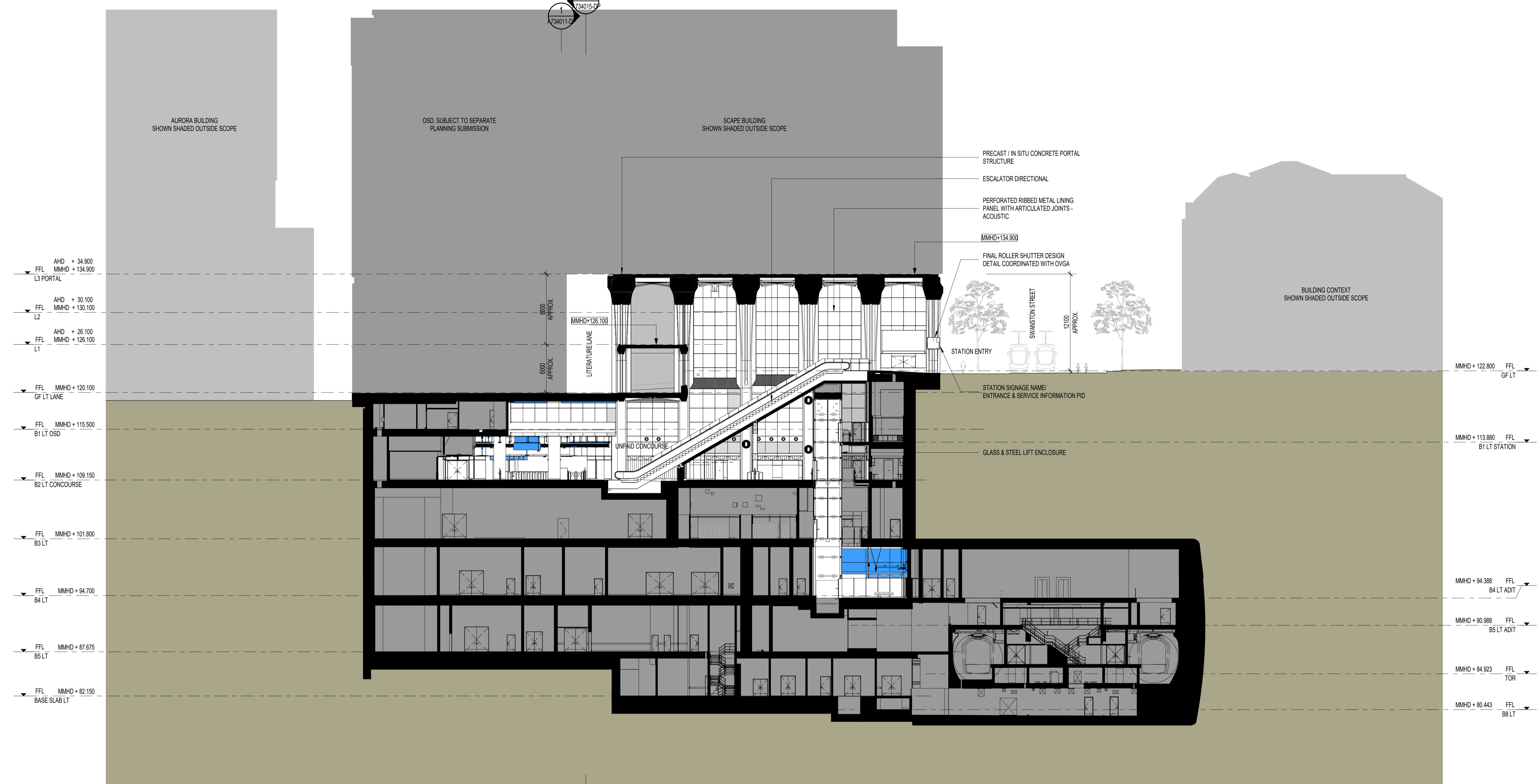
1 EAST - WEST CROSS SECTION - LITTLE LA TROBE STREET
001 1:250

LEGEND				PROJECT NORTH				KEY PLAN				DEVELOPMENT PLAN SUBMISSION																																																				
												Project Drawing Number				Revision																																																
												TAS-HWW-CBN-ZWD-DRG-ARC-TNC-A734025-DP				G.4																																																
																Drawn By: HWW Checked By: PS/CL Approved Approver: Drawing Number: Revision:																																																
																ARCHITECTURAL CBD NORTH EAST - WEST CROSS SECTION LITTLE LA TROBE STREET																																																
												Franchisee / Lessee 				Up Location East, North, ID# Down Location East, North, ID# Datum																																																
												Scale 1:250 Sheet Size A1																																																				
8. ALL SPEEDPANEL TO B1 OSD TO BE INSTALLED VERTICALLY UNLESS NOTED OTHERWISE												<table border="1"> <thead> <tr> <th>Revised By</th> <th>In Serv</th> <th>Rev.</th> <th>Date</th> <th>Description</th> <th>Designed</th> <th>Checked</th> <th>Ind. Rev.</th> <th>Approv.</th> </tr> </thead> <tbody> <tr> <td>CYP</td> <td></td> <td>G.4</td> <td>28/09/23</td> <td>ISSUED FOR DEVELOPMENT PLAN</td> <td>HWW</td> <td>PS/CL</td> <td></td> <td></td> </tr> <tr> <td>CYP</td> <td></td> <td>G.3</td> <td>29/07/22</td> <td>ISSUED FOR DEVELOPMENT PLAN</td> <td>HWW</td> <td>HV/GB</td> <td></td> <td></td> </tr> <tr> <td>CYP</td> <td></td> <td>G.2</td> <td>09/06/22</td> <td>ISSUED FOR DEVELOPMENT PLAN</td> <td>HWW</td> <td>HV/GB</td> <td></td> <td></td> </tr> <tr> <td>CYP</td> <td></td> <td>G.1</td> <td>24/03/22</td> <td>ISSUED FOR DEVELOPMENT PLAN</td> <td>HWW</td> <td>HV/GB</td> <td></td> <td></td> </tr> </tbody> </table>				Revised By	In Serv	Rev.	Date	Description	Designed	Checked	Ind. Rev.	Approv.	CYP		G.4	28/09/23	ISSUED FOR DEVELOPMENT PLAN	HWW	PS/CL			CYP		G.3	29/07/22	ISSUED FOR DEVELOPMENT PLAN	HWW	HV/GB			CYP		G.2	09/06/22	ISSUED FOR DEVELOPMENT PLAN	HWW	HV/GB			CYP		G.1	24/03/22	ISSUED FOR DEVELOPMENT PLAN	HWW	HV/GB			This drawing has been prepared by, or compiled from information provided by, persons other than PTV. To the maximum extent permitted by law, PTV disclaims responsibility for, and makes no representations in relation to, the completeness, accuracy or quality of any information contained in the drawing. Each user of this drawing releases PTV from all and any loss, damage, cost, expense or liability in relation to the use of, or any reliance on, this drawing or the information contained in it. All written dimensions take precedence over scaled dimensions. This drawing is provided only for the information of the person or organisation to whom PTV provides it. It may not be provided to, or used by, any other person without PTV's prior written consent.			
Revised By	In Serv	Rev.	Date	Description	Designed	Checked	Ind. Rev.	Approv.																																																								
CYP		G.4	28/09/23	ISSUED FOR DEVELOPMENT PLAN	HWW	PS/CL																																																										
CYP		G.3	29/07/22	ISSUED FOR DEVELOPMENT PLAN	HWW	HV/GB																																																										
CYP		G.2	09/06/22	ISSUED FOR DEVELOPMENT PLAN	HWW	HV/GB																																																										
CYP		G.1	24/03/22	ISSUED FOR DEVELOPMENT PLAN	HWW	HV/GB																																																										

27/09/2023 11:38:24 PM

CERTIFIED BY: (BLOCK LETTERS) (SIGNATURE) (DATE)

NLS-SC NLS-BJ NLS-BH NLS-BG NLS-SB NLS-BF NLS-BE NLS-BD NLS-BC NLS-BB NLS-SAI CBN-WBA CBN-CL CBN-EBA



1 EAST - WEST CROSS SECTION - LATROBE STREET ADIT
001 1:250

LEGEND NOT FOR APPROVAL	SCALE BAR 0 5 10 20m 1:250	PROJECT NORTH 	KEY PLAN 	DEVELOPMENT PLAN SUBMISSION																																																																																																		
				Project Drawing Number TAS-HWW-CBN-ZWD-DRG-ARC-TNC-A734032-DP	Revision G.10																																																																																																	
8. ALL SPEEDPANEL TO B1 OSD TO BE INSTALLED VERTICALLY UNLESS NOTED OTHERWISE	<table border="1"> <thead> <tr> <th>Revised By</th> <th>In Serv</th> <th>Rev</th> <th>Date</th> <th>Description</th> </tr> </thead> <tbody> <tr> <td>CYP</td> <td></td> <td>G.10</td> <td>28/09/23</td> <td>ISSUED FOR DEVELOPMENT PLAN</td> </tr> <tr> <td>CYP</td> <td></td> <td>G.9</td> <td>29/07/22</td> <td>ISSUED FOR DEVELOPMENT PLAN</td> </tr> <tr> <td>CYP</td> <td></td> <td>G.8</td> <td>09/06/22</td> <td>ISSUED FOR DEVELOPMENT PLAN</td> </tr> <tr> <td>CYP</td> <td></td> <td>G.7</td> <td>24/03/22</td> <td>ISSUED FOR DEVELOPMENT PLAN</td> </tr> <tr> <td>CYP</td> <td></td> <td>G.6</td> <td>08/03/22</td> <td>ISSUED FOR DEVELOPMENT PLAN</td> </tr> <tr> <td>CYP</td> <td></td> <td>G.5</td> <td>18/02/22</td> <td>ISSUED FOR DEVELOPMENT PLAN</td> </tr> <tr> <td>CYP</td> <td></td> <td>G.4</td> <td>08/03/18</td> <td>ISSUED FOR DEVELOPMENT PLAN</td> </tr> <tr> <td>CYP</td> <td></td> <td>G.3</td> <td>02/02/18</td> <td>ISSUED FOR DEVELOPMENT PLAN</td> </tr> </tbody> </table>	Revised By	In Serv	Rev	Date	Description	CYP		G.10	28/09/23	ISSUED FOR DEVELOPMENT PLAN	CYP		G.9	29/07/22	ISSUED FOR DEVELOPMENT PLAN	CYP		G.8	09/06/22	ISSUED FOR DEVELOPMENT PLAN	CYP		G.7	24/03/22	ISSUED FOR DEVELOPMENT PLAN	CYP		G.6	08/03/22	ISSUED FOR DEVELOPMENT PLAN	CYP		G.5	18/02/22	ISSUED FOR DEVELOPMENT PLAN	CYP		G.4	08/03/18	ISSUED FOR DEVELOPMENT PLAN	CYP		G.3	02/02/18	ISSUED FOR DEVELOPMENT PLAN	<table border="1"> <thead> <tr> <th>Designed</th> <th>Checked</th> <th>Ind. Rev.</th> <th>Approv.</th> </tr> </thead> <tbody> <tr> <td>HWW</td> <td>PS/CL</td> <td></td> <td></td> </tr> <tr> <td>HWW</td> <td>HV/GB</td> <td>CYP</td> <td></td> </tr> <tr> <td>HWW</td> <td>HV/GB</td> <td>CYP</td> <td></td> </tr> <tr> <td>HWW</td> <td>HV/GB</td> <td></td> <td></td> </tr> <tr> <td>HWW</td> <td>HV/GB</td> <td></td> <td></td> </tr> <tr> <td>HWW</td> <td>HV/GB</td> <td></td> <td></td> </tr> <tr> <td>HWW</td> <td>HV/GB</td> <td></td> <td></td> </tr> </tbody> </table>	Designed	Checked	Ind. Rev.	Approv.	HWW	PS/CL			HWW	HV/GB	CYP		HWW	HV/GB	CYP		HWW	HV/GB			HWW	HV/GB			HWW	HV/GB			HWW	HV/GB			This drawing has been prepared by, or compiled from information provided by, persons other than PTV. To the maximum extent permitted by law, PTV disclaims any responsibility for, and makes no representations in relation to, the completeness, accuracy or quality of any information contained in this drawing. Each user of this drawing releases PTV from all and any loss, damage, cost, expense or liability in relation to the use of, or any reliance on, this drawing or the information contained in it. All written dimensions take precedence over scaled dimensions. This drawing is provided only for the information of the person or organisation to whom PTV provides it. It may not be provided to, or used by, any other person without PTV's prior written consent.	Consultant Franchisee / Lessee 	ARCHITECTURAL CBD NORTH EAST - WEST CROSS SECTION LATROBE STREET ADIT	<table border="1"> <tr> <td>Up Location East. North. ID#</td> <td>Down Location East. North. ID#</td> <td>Datum</td> </tr> <tr> <td></td> <td></td> <td></td> </tr> </table>	Up Location East. North. ID#	Down Location East. North. ID#	Datum				<table border="1"> <tr> <td> </td> <td> Drawn By HWW </td> <td> Designed By HWW </td> </tr> <tr> <td> File Name Sheet No. </td> <td> Checked By PS/CL </td> <td> Ind. Review Ind. Review </td> </tr> <tr> <td> In Serv </td> <td> Approved Approver Drawing Number </td> <td> Approval Date Revision </td> </tr> <tr> <td> Scale As indicated </td> <td> Sheet Size A1 </td> <td></td> </tr> </table>		Drawn By HWW	Designed By HWW	File Name Sheet No.	Checked By PS/CL	Ind. Review Ind. Review	In Serv	Approved Approver Drawing Number	Approval Date Revision	Scale As indicated	Sheet Size A1	
	Revised By	In Serv	Rev	Date	Description																																																																																																	
CYP		G.10	28/09/23	ISSUED FOR DEVELOPMENT PLAN																																																																																																		
CYP		G.9	29/07/22	ISSUED FOR DEVELOPMENT PLAN																																																																																																		
CYP		G.8	09/06/22	ISSUED FOR DEVELOPMENT PLAN																																																																																																		
CYP		G.7	24/03/22	ISSUED FOR DEVELOPMENT PLAN																																																																																																		
CYP		G.6	08/03/22	ISSUED FOR DEVELOPMENT PLAN																																																																																																		
CYP		G.5	18/02/22	ISSUED FOR DEVELOPMENT PLAN																																																																																																		
CYP		G.4	08/03/18	ISSUED FOR DEVELOPMENT PLAN																																																																																																		
CYP		G.3	02/02/18	ISSUED FOR DEVELOPMENT PLAN																																																																																																		
Designed	Checked	Ind. Rev.	Approv.																																																																																																			
HWW	PS/CL																																																																																																					
HWW	HV/GB	CYP																																																																																																				
HWW	HV/GB	CYP																																																																																																				
HWW	HV/GB																																																																																																					
HWW	HV/GB																																																																																																					
HWW	HV/GB																																																																																																					
HWW	HV/GB																																																																																																					
Up Location East. North. ID#	Down Location East. North. ID#	Datum																																																																																																				
	Drawn By HWW	Designed By HWW																																																																																																				
File Name Sheet No.	Checked By PS/CL	Ind. Review Ind. Review																																																																																																				
In Serv	Approved Approver Drawing Number	Approval Date Revision																																																																																																				
Scale As indicated	Sheet Size A1																																																																																																					

27/09/2023 11:39:00 PM



Metal Roof covering or similar




Glass screen above portal up-stand walls



Painted steel to handrails - Black



Precast concrete to ancillary building walls - class 2



Bronze castellated aluminum cladding to La Trobe entry



Plinth - Dark Grey



Painted steel to portal structure - White



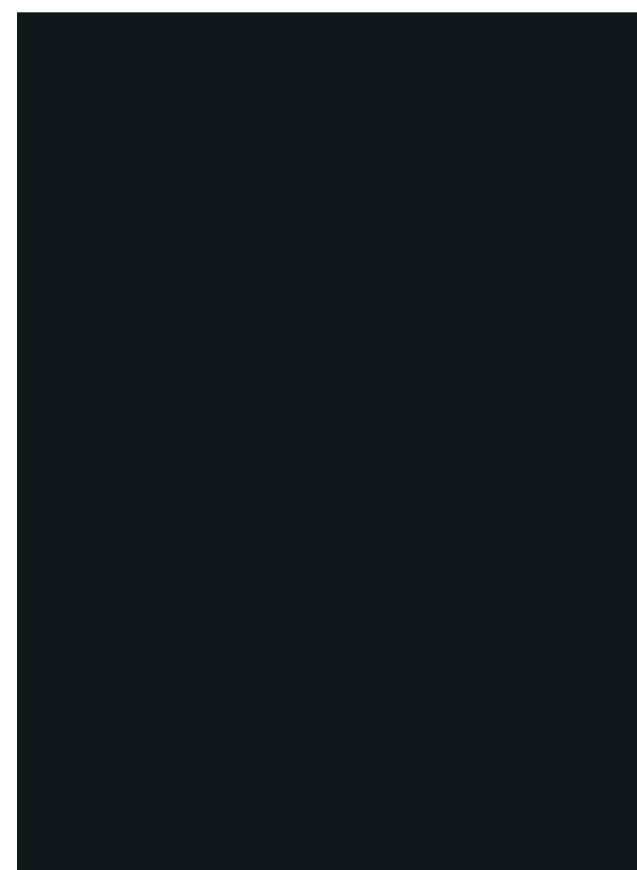
RAL 2002 Vermillion to Franklin Street Portal Entry Primary Steel Frame, to lift overruns cladding, ECS Drum, and ventilation cowls top flashing




White Granite to Public Realms plinths & walls



Stone paving or similar to internal floors and up stand walls




Painted steel to lift structure - Dark gray



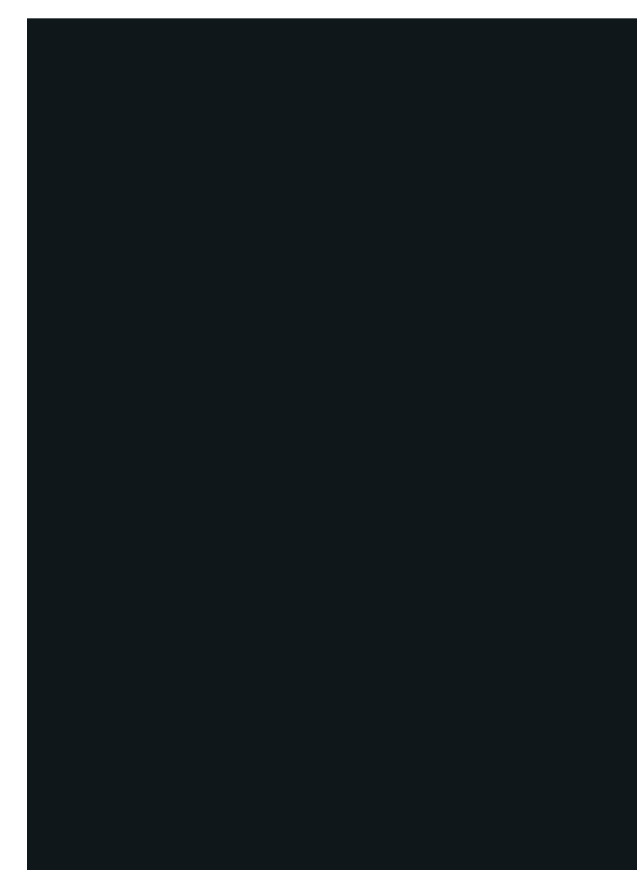
Colourback glass to low level internal walls - White



Aluminum cladding to upper level internal walls -gray




Glass reinforced concrete to portal entrance - escalator incline cladding



Stainless Steel Rimex Inco Black Granex to Ancillary Infill Panels




Universal Satin Charcoal Grey in anodised aluminium finished to the ancillary lift overrun fins and ventilation cowls.



Bluestone Paving or similar, consistent with COM Design Standards 400x800




Combination of precast beams and in-situ columns to form the portal structure- Class 2



stainless steel for furniture / tree grates / bollards or similar



Asphalt Paving or similar



Top : Bluestone with white granite TGSi or similar
Bottom: White Granite with black granite TGSi or similar

LEGEND

PROJECT NORTH

KEY PLAN

SCALE BAR

DEVELOPMENT PLAN SUBMISSION

Project Drawing Number: TAS-HWW-CBN-ZWD-DRG-ARC-TNC-A734035-DP
Revision: G.7

8. ALL SPEEDPANEL TO B1 OSD TO BE INSTALLED VERTICALLY UNLESS NOTED OTHERWISE

Revised By	In Serv	Rev	Date	Description	Designed	Checked	Ind. Rev.	Approv.
CYP		G.7	20/08/2024	ISSUED FOR DEVELOPMENT PLAN	HWW	PS		
CYP		G.6	27/06/2022	ISSUED FOR DEVELOPMENT PLAN	HWW	PS		
CYP		G.5	09/06/2022	ISSUED FOR DEVELOPMENT PLAN	HWW	PS		
CYP		G.4	10/05/2022	ISSUED FOR DEVELOPMENT PLAN	HWW	PS		
CYP		G.3	09/03/2022	ISSUED FOR DEVELOPMENT PLAN	HWW	PS		
CYP		G.2	09/03/2022	ISSUED FOR DEVELOPMENT PLAN	HWW	PS		
CYP		G.1	08/03/2022	ISSUED FOR DEVELOPMENT PLAN	HWW	PS		

This drawing has been prepared by, or compiled from information provided by, persons other than PTV. To the maximum extent permitted by law, PTV does not accept responsibility for, and makes no representations in relation to, the completeness, accuracy or quality of any information contained in this drawing. Each user of this drawing releases PTV from all and any loss, damage, cost, expense or liability in relation to the use of or any reliance on, this drawing or the information contained in it.

All written dimensions take precedence over scaled dimensions.

This drawing is provided only for the information of the person or organisation to whom PTV provides it. It may not be provided to, or used by, any other person without PTV's prior written consent.

Consultant: Cross Yarra Partnership

Franchisee / Lessee: RAIL PROJECTS VICTORIA

ARCHITECTURAL
CBD NORTH
MATERIALS SCHEDULE

Up Location East, North, ID#

Down Location East, North, ID#

Datum

PUBLIC TRANSPORT VICTORIA

Drawn By: HWW, Checked By: HV/GB, Approved Approver, Drawing Number, Revision

Scale, Sheet Size: A1



Curtain wall / opaque interlayer in glazed panel to plant room - RAL 2002 Vermillion - Little LaTrobe East



Fenestration, vertical boxes & secondary support for tube veil - black anodised aluminium - Little LaTrobe East



Fenestration, vertical boxes & handrails - bronze anodised aluminium - Little LaTrobe West



Service core - black aluminium anodised louvers + frames - Little LaTrobe East & West



Anodised aluminium tube veil - Little LaTrobe East & West



Natural stone hob - ash grey granite leathered finish - Little LaTrobe East



Natural stone hob - Sesame granite - Little LaTrobe West

DEVELOPMENT PLAN SUBMISSION

Project Drawing Number: TAS-CYP-CN-00-SCH-ARC-CBN-A734036-DP Revision: G.3

GENERAL NOTES
1. REFER TO INDEX SHEET FOR DRAWING SYMBOLLOGY, LEGENDS & GENERAL NOTES.

Revised By	In Serv	Rev	Date	Description	Designed	Checked	Ind. Rev.	Approv.
CYP		G.3	25/09/23	ISSUED FOR DEVELOPMENT PLAN				HWW PS
CYP		G.2	29/07/22	ISSUED FOR DEVELOPMENT PLAN				HWW PS
CYP		G.1	09/06/22	ISSUED FOR DEVELOPMENT PLAN				HWW HV/GB

This drawing has been prepared by, or compiled from information provided by, persons other than PTY. To the maximum extent permitted by law, PTY disclaims responsibility for, and makes no representations in relation to, the completeness, accuracy or quality of any information contained in this drawing. Each user of the drawing releases PTY from all and any loss, damage, cost, expense or liability in relation to the use of, or any reliance on, this drawing or the information contained in it.

All written dimensions take precedence over scaled dimensions.


This drawing is provided only for the information of the person or organisation to whom PTY provides it. It may not be provided to, or used by, any other person without PTY's prior written consent.

Consultant

 Franchisee / Lessee


ARCHITECTURAL
 METRO TUNNEL
 CBD NORTH
 MATERIAL SCHEDULE

Up Location East. ID#	Down Location East. ID#	Datum
-----------------------	-------------------------	-------



File Name	Approved Approver	Approval Date
Sheet No.	Drawing Number	Revision
In Serv	Scale	Sheet Size A1

Drawn By: HWW
 Checked By: PS/CL
 Approved Approver: [Signature]
 Approval Date: [Date]
 Drawing Number: [Number]
 Revision: [Number]